

Print Services Facility for z/OS



# Introduction

*Version 4, Release 5.0*

**Note:**

Before using this information and the product it supports, read the information in "Notices" on page 37.

This edition applies to the IBM Print Services Facility Version 4 Release 5 Modification 0 for z/OS, Program Number 5655-M32, and to all subsequent releases and modifications until otherwise indicated in new editions.

This edition replaces G550-0430-03.

© **Copyright IBM Corporation 1999, 2014.**

US Government Users Restricted Rights – Use, duplication or disclosure restricted by GSA ADP Schedule Contract with IBM Corp.

---

# Contents

**Figures . . . . . v**

**Tables . . . . . vii**

**About this publication . . . . . ix**

Who should read this publication . . . . . ix

How this publication is organized . . . . . ix

Related information . . . . . ix

**How to send your comments to IBM . . . . . xi**

If you have a technical problem . . . . . xi

**Summary of changes . . . . . xiii**

**Chapter 1. Overview of PSF for z/OS . . . . . 1**

Understanding AFP and PSF . . . . . 1

    Components of AFP printing . . . . . 2

    How PSF for z/OS manages AFP printing . . . . . 4

What PSF for z/OS can do for you . . . . . 6

    New capabilities . . . . . 6

    Formatting and media capabilities . . . . . 7

    Hardware requirements . . . . . 8

    Software requirements . . . . . 8

    Compatibility . . . . . 10

    Limitations . . . . . 10

    TCP/IP attachment considerations . . . . . 10

    Performance considerations . . . . . 11

**Chapter 2. Features and related products . . . . . 13**

Features . . . . . 13

    AFP Conversion and Indexing Facility (ACIF) . . . . . 13

    AFP Download Plus . . . . . 13

    AFP Upload . . . . . 14

    Compatibility Fonts . . . . . 14

    Download for z/OS . . . . . 14

Related IBM products . . . . . 15

    AFP Font Collection . . . . . 15

    AFP Printer Driver . . . . . 15

    AFP Toolbox . . . . . 15

    AFP Viewer Plug-in . . . . . 16

    AFP Workbench . . . . . 16

    Content Manager OnDemand . . . . . 16

    Document Composition Facility (DCF) . . . . . 16

    Graphical Data Display Manager (GDDM) . . . . . 17

    Infoprint Fonts . . . . . 17

    Infoprint Server . . . . . 17

    Infoprint Transform Products for z/OS . . . . . 19

    Infoprint XT for z/OS . . . . . 19

    Overlay Generation Language (OGL) . . . . . 20

    Page Printer Formatting Aid (PPFA) . . . . . 20

    System Display and Search Facility (SDSF) . . . . . 20

    z/OS Font Collection . . . . . 20

Other related products . . . . . 21

    DesignPro Tools for AFP . . . . . 21

    InfoPrint AFP Resource Installer . . . . . 21

    InfoPrint Manager . . . . . 21

    Ricoh ProcessDirector . . . . . 22

**Chapter 3. Using PSF for z/OS . . . . . 23**

Printing centralized production output with post processing . . . . . 23

Transmitting data for printing and archiving . . . . . 24

Securely transmitting data for printing . . . . . 25

Printing and finishing large documents on LAN-based printers . . . . . 26

Printing CICS or IMS output data on network printers . . . . . 27

Printing documents from the web . . . . . 28

Formatting printed output for distribution to remote printers . . . . . 29

Using TrueType fonts in AFP documents . . . . . 30

Printing customized statements with color . . . . . 31

Upgrading print operations for MO:DCA IS/3 . . . . . 32

Using preprinted form overlays . . . . . 33

**Appendix. Accessibility . . . . . 35**

Using assistive technologies . . . . . 35

Keyboard navigation of the user interface . . . . . 35

**Notices . . . . . 37**

Trademarks . . . . . 38

**Glossary . . . . . 41**

**Bibliography . . . . . 49**

Advanced Function Presentation (AFP) . . . . . 49

Print Management . . . . . 50

**Index . . . . . 51**



---

## Figures

1. Operating systems on which AFP is supported	2	7. Printing documents on LAN-based printers	26
2. Components that are required to print data on AFP printers . . . . .	3	8. Printing CICS or IMS output data on network printers . . . . .	27
3. Infoprint Server and PSF for z/OS print processing solution . . . . .	18	9. Printing documents from the web . . . . .	28
4. Printing centralized production output with post processing . . . . .	23	10. Formatting printed output for distribution to remote printers . . . . .	29
5. Automatically transmitting data for printing and archiving . . . . .	24	11. Using TrueType fonts in AFP documents	30
6. Securely transmitting data for printing . . . . .	25	12. Printing customized statements with color	31
		13. Upgrading print operations to MO:DCA IS/3	32
		14. Printing jobs with preprinted form overlays	33



---

## Tables

- |    |  |   |
|----|--|---|
| 1. | SYS1.SAMPLIB Members for PSF Documentation Updates. . . . .    | x |
| 2. | AFP operating systems and corresponding PSF products . . . . . | 3 |





---

## About this publication

This publication provides an overview of the Print Services Facility™ (PSF) Version 4 Release 5 for z/OS® licensed program (Program Number 5655-M32). This introduction includes information about PSF for z/OS and its benefits; features and related products that are used with PSF; and how you can use PSF for z/OS.

PSF Version 4.5 runs on a z/OS operating system, either Version 1.12 or later or Version 2.1.

---

## Who should read this publication

This publication is intended for executives and technical personnel who need to understand the benefits and capabilities of PSF V4.5 for z/OS or who want to evaluate using the InfoPrint Server Printer Inventory with PSF. You should read this publication if you are a new customer of Advanced Function Presentation (AFP) printers or you are an existing user of an earlier version of PSF for z/OS who wants to learn about the enhancements in PSF V4.5.

---

## How this publication is organized

This publication is organized into three chapters to help you obtain the information that you need about PSF for z/OS:

- Chapter 1, “Overview of PSF for z/OS,” on page 1 summarizes the relationship between AFP and PSF for z/OS, explains how PSF manages AFP printing, and describes the benefits of upgrading to PSF V4.5 for z/OS.
- Chapter 2, “Features and related products,” on page 13 describes the features of PSF and the related products that are used with PSF for z/OS.
- Chapter 3, “Using PSF for z/OS,” on page 23 presents several scenarios that show how PSF for z/OS is used in various printing situations.

This publication also includes an accessibility appendix, notices, glossary, and bibliography.

---

## Related information

Publications that are referred to in this document or that contain more information about AFP, InfoPrint Manager, and related products are listed in the “Bibliography” on page 49. For information about all z/OS product publications, see *z/OS Information Roadmap*.

For more information about z/OS, InfoPrint Manager, and PSF for z/OS go to these web pages:

- z/OS website at <http://www.ibm.com/systems/z/os/zos/>
- z/OS output management software at <http://www.ibm.com/systems/z/zos/printsoftware/>
- IBM® Print Services Facility (PSF) for z/OS at [http://www.ibm.com/systems/z/zos/printsoftware/psfhome\\_z\\_ww.html](http://www.ibm.com/systems/z/zos/printsoftware/psfhome_z_ww.html)
- Ricoh Production Print Software at <http://rpp.ricoh-usa.com/products/software/>

To obtain the latest documentation updates for z/OS base elements and optional features that result from DOC APARs and PTFs, go to the DOC APARs and ++HOLD DOC web page at:

[http://publibz.boulder.ibm.com/cgi-bin/bookmgr\\_0S390/Shelves/ZDOCAPAR](http://publibz.boulder.ibm.com/cgi-bin/bookmgr_0S390/Shelves/ZDOCAPAR)

To obtain the latest documentation updates for PSF for z/OS, see the appropriate SYS1.SAMPLIB members in Table 1.

*Table 1. SYS1.SAMPLIB Members for PSF Documentation Updates*

<b>Member</b>	<b>Publication</b>
APSGADP5	<i>PSF for z/OS: AFP Download Plus, S550-0433</i>
APSGCUS5	<i>PSF for z/OS: Customization, S550-0427</i>
APSGDGN5	<i>PSF for z/OS: Diagnosis, G550-0428</i>
APSGDLG5	<i>PSF for z/OS: Download for z/OS, S550-0429</i>
APSGMAC5	<i>PSF for z/OS: Messages and Codes, G550-0432</i>
APSGSEC5	<i>PSF for z/OS: Security Guide, S550-0434</i>
APSGUSR5	<i>PSF for z/OS: User's Guide, S550-0435</i>

---

## How to send your comments to IBM

We appreciate comments from you about this publication. Please comment on the clarity, accuracy, and completeness of the information or give us any other feedback that you might have.

Use one of these methods to send us your comments:

- Send an email to: [mhvrcfs@us.ibm.com](mailto:mhvrcfs@us.ibm.com)
- Visit the Contact z/OS web page at:  
<http://www-03.ibm.com/systems/z/os/zos/webqs.html>
- Mail your comments to this address:  
IBM Corporation  
Attention: MHVRCFS Reader Comments  
Department H6MA, Building 707  
2455 South Road  
Poughkeepsie, NY 12601-5400  
U.S.A.
- Fax the comments to us as follows:  
From the United States and Canada: 1+845+432-9405  
From all other countries: Your international access code +1+845+432-9405

Include this information:

- Your name and address
- Your email address
- Your telephone or fax number
- The publication title and order number:  
PSF V4R5 for z/OS: Introduction  
G550-0430-04
- The topic and page number related to your comment
- The text of your comment

When you send comments to IBM, you grant IBM a nonexclusive right to use or distribute your comments in any way it believes appropriate without incurring any obligation to you.

IBM or any other organizations will only use the personal information that you supply to contact you about the issues that you submit.

---

## If you have a technical problem

Do not use the feedback methods listed above. Instead, do one of these:

- Contact your IBM service representative.
- Call IBM technical support.
- Visit the IBM Support web page at:  
<http://www.ibm.com/systems/z/support/>



---

## Summary of changes

### PSF for z/OS: Introduction, G550-0430-04:

This publication contains additions and changes to information previously presented in *PSF for z/OS: Introduction, G550-0430-03*. The technical additions and changes are marked with a revision bar ( | ) in the left margin.

#### General changes:

- References to these products have been removed because the releases are no longer in service:
  - PSF V4R2 for z/OS
  - z/OS V1R11
- PSF for z/OS now supports InfoPrint Manager for Linux.
- “InfoPrint ProcessDirector” is now called “Ricoh ProcessDirector”.

#### New information:

- “New capabilities” on page 6 lists the functional enhancements in PSF V4.5.
- “z/OS Font Collection” on page 20, a new base feature of z/OS V2.1, has been added.
- New scenarios, “Upgrading print operations for MO:DCA IS/3” on page 32 and “Using preprinted form overlays” on page 33, have been added.

#### Changed information:

- MO:DCA-P in “Data streams” on page 3 has been updated with information about MO:DCA Presentation Interchange Sets.
- “Hardware requirements” on page 8 has been updated.
- “Software requirements” on page 8 has been updated.
- “Compatibility” on page 10, “Compatibility Fonts” on page 14, “AFP Font Collection” on page 15, and “Infoprint Fonts” on page 17, have been updated to mention z/OS Font Collection.
- “Limitations” on page 10 has been clarified.
- MO:DCA IS/3 has been added to “AFP Conversion and Indexing Facility (ACIF)” on page 13, “AFP Download Plus” on page 13, and “Download for z/OS” on page 14.
- “AFP Download Plus” on page 13 now transmits files to Content Manager OnDemand for archiving just as Download for z/OS does.
- The requirements for “AFP Viewer Plug-in” on page 16 have been updated.
- “Infoprint XT Extender for z/OS” is now named “Infoprint XT for z/OS” on page 19”.
- Information about “DesignPro Tools for AFP” on page 21 and “Ricoh ProcessDirector” on page 22 have been updated.
- “Transmitting data for printing and archiving” on page 24 has been slightly reworded.
- Updates have been made to “Accessibility,” on page 35, “Glossary” on page 41 and “Bibliography” on page 49.



---

## Chapter 1. Overview of PSF for z/OS

Print Services Facility (PSF) for z/OS is an IBM licensed printer-driver program. PSF manages and controls data that is transmitted to Advanced Function Presentation (AFP) printers that are channel-attached, SNA-attached, or TCP/IP-attached. PSF V4.5 for z/OS is a replacement for PSF V4.4 or z/OS and has functional enhancements that can benefit you.

To understand what PSF for z/OS can do for you, you must first understand the relationship between AFP and PSF.

### Notes:

1. "InfoPrint Manager" refers to InfoPrint Manager for AIX®, Linux, and Windows, unless otherwise specified.
2. "Ricoh ProcessDirector" refers to InfoPrint ProcessDirector and Ricoh ProcessDirector for AIX, Linux, and Windows, unless otherwise specified.

---

## Understanding AFP and PSF

AFP is an architected system of hardware and software for creating, formatting, viewing, retrieving, printing, and distributing information on a wide variety of printer and display devices. First introduced in 1984 to support the IBM 3800 Model 3 high-speed printer, AFP now supports improved printing technology and functions. From tabletop printers to high-speed production printers, AFP currently supports a full family of impact and nonimpact printers. These printers include ones with both continuous form and cut-sheet capability and ones with a choice of channel and communication attachments.

The AFP architecture governs the creation and control of data types (such as text, font, image, graphics, bar code, fax, color, audio, and multimedia) so that computer output is more readable and attractive. AFP's specific interchange architecture, called Mixed Object Document Content Architecture (MO:DCA), makes information interchange possible among different operating systems by using different protocols. These operating systems support AFP:

- AIX
- IBM i
- Linux
- VM
- VSE
- Windows
- z/OS

Figure 1 on page 2 shows the operating systems on which AFP is supported. The AFP architecture supports various network protocols and numerous input and output data streams.

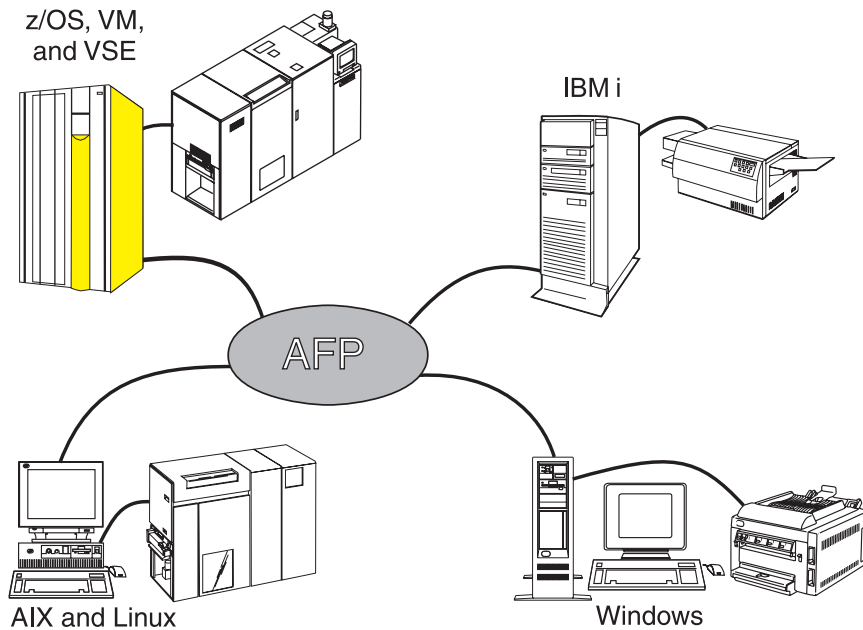


Figure 1. Operating systems on which AFP is supported

## Components of AFP printing

Two strategic AFP data streams are key components of the architected AFP printing solution:

- Mixed Object Document Content Architecture for Presentation (MO:DCA-P) data stream is the application data stream through which applications can describe pages that are composed of text, images, and graphics data. MO:DCA-P is a subset of MO:DCA and is device independent; therefore, applications that produce this data stream can be directed to any of the printers that are supported by the AFP system or to graphical personal computer displays for viewing. These IBM products are examples of applications that generate MO:DCA-P:
  - AFP Toolbox produces documents with extended formatting capabilities.
  - Document Composition Facility (DCF) is a host-based publishing product that produces high-quality, complex documents.

In addition, many independent software vendor products generate MO:DCA-P output. For links to companies that provide support for AFP, go to the AFP Consortium web page at <http://www.afpcinc.org>.

- Intelligent Printer Data Stream (IPDS) is the printer device data stream that contains the information necessary to identify, monitor, and control the printer's functions. IPDS enables a two-way dialog between the printer and the printer driver to create a cooperative print management system. IPDS is device-dependent and is unique for each printer.

PSF is the glue between the application and the printer. PSF accepts MO:DCA-P, line data, and Extensible Markup Language (XML) data streams and converts them into IPDS for each AFP printer it manages. Because MO:DCA-P and IPDS are part of the same architecture, this process is efficient for applications that produce MO:DCA-P.



PSF products are supported under z/OS, VM, VSE, IBM i, AIX, Windows, and Linux operating systems. PSF has similar capabilities in all environments, plus differences unique to the operating system on which it is running. Table 2 shows the AFP operating systems and the PSF products they support.

Table 2. AFP operating systems and corresponding PSF products

Operating System	PSF Product
z/OS	PSF for z/OS
VM	PSF/VM
VSE	PSF/VSE
IBM i	PSF for IBM i
AIX	InfoPrint Manager for AIX Ricoh ProcessDirector for AIX
Windows	InfoPrint Manager for Windows Ricoh ProcessDirector for Windows
Linux	InfoPrint Manager for Linux Ricoh ProcessDirector for Linux

Figure 2 shows the basic components that are required to print data on AFP printers in a z/OS environment. The PSF printer-driver program processes data streams from the Job Entry Subsystem (JES) spool, combines the data streams with resources needed to print the data, converts the data into IPDS, and sends the result to the printer.

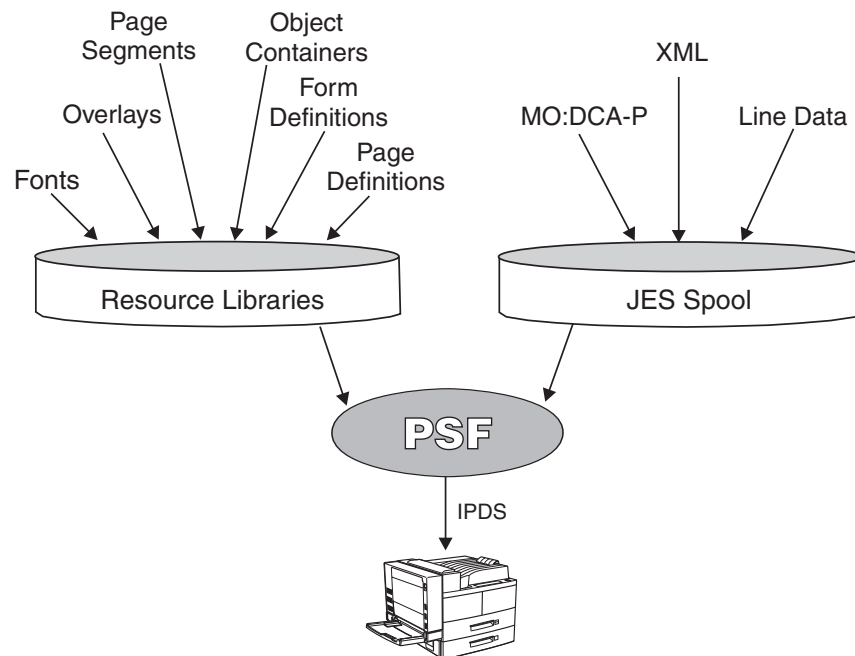


Figure 2. Components that are required to print data on AFP printers

### Data streams

These data streams are placed on the JES spool:

**Line data** Application data that is prepared for printing, without any data placement or presentation information. Line data can be traditional, which is prepared for printing on a line printer, such as a 6262 or

3211, or record format, where each record is preceded by a 10-byte identifier. For printing on page printers, a page definition is required to provide the data placement and presentation information.

**MO:DCA-P** Data that is already composed into pages, including data placement and presentation information (such as which font to use). PSF accepts MO:DCA Presentation Interchange Set (IS) data streams, including the newest interchange set, MO:DCA IS/3. While providing interoperability among AFP products that are MO:DCA IS/3 compliant, MO:DCA IS/3 also provides enhanced functions, including support for color and the latest fonts, images, and graphics. For more information, see *Mixed Object Document Content Architecture Reference*.

**XML** Data that is identified by using XML standards from the World Wide Web Consortium. XML does not describe data placement or presentation information. For printing on page printers, a page definition is required to provide the data placement and presentation information. The XML data that is processed by PSF can be encoded in EBCDIC, ASCII, UTF-8, or UTF-16.

PSF produces this data stream:

**IPDS** Data sent to the printer that contains the controls that define how the data is to be presented.

## Resources

These resources are needed to print the data:

<b>Fonts</b>	Graphics characters of a specific style that are used to present text.
<b>Overlays</b>	Predefined data objects (such as boxes, lines, shading, text, logos, bar codes, and graphics) that can be merged with application data for presentation. Overlays are often used as electronic forms.
<b>Page segments</b>	Image, graphics, and bar code data objects that can be presented at any location on a page. Examples of items that can be page segments include logos, signatures, bar charts, and engineering drawings.
<b>Form definitions</b>	Information that defines the presentation of the page on the medium, such as where the page is placed on the medium and whether the data is printed on one or both sides of the paper.
<b>Page definitions</b>	Information that formats line data or XML data into AFP pages.
<b>Object containers</b>	A MO:DCA structure that carries object data. An example is an encapsulated PostScript (EPS) object container.

## How PSF for z/OS manages AFP printing

PSF is the printing subsystem that combines print data with resources to manage and control data that is transmitted to AFP printers. PSF transforms data streams from the JES spool to the data stream that is required by each printer (by using

processing and printing options that are specified by the user and the installation) and then transmits the data to the AFP printer. PSF for z/OS processes these types of data from the JES spool:

- Line data, which is not formatted into pages. PSF merges line data with formatting instructions in a page definition print resource to produce all-points-addressable page formats that are external to the application program. A form definition print resource is then used to select media options and place the formatted pages on the medium.
- XML data, which is not formatted into pages. PSF merges line data with formatting instructions in a page definition print resource to produce all-points-addressable page formats that are external to the application program. A form definition print resource is then used to select media options and place the formatted pages on the medium.
- MO:DCA-P data, which is already fully formatted into pages. PSF combines the formatted pages with any external resources, such as electronic forms or images, and creates commands to drive the AFP printers.

PSF also processes a combination of line data and MO:DCA-P data. This combination is called a mixed data stream.

### **Communication between PSF and the printer**

PSF converts MO:DCA-P, line data, and XML data from the JES spool into IPDS. IPDS contains information about a printer, such as the characteristics of the printer, its resolution, what resources it has, whether it has sufficient memory, and whether it receives and prints a job. PSF communicates back and forth with the printer through IPDS to successfully manage and control the data that is transmitted to the printers. For example:

1. PSF sends a print job to a printer.
2. The printer uses IPDS to tell PSF that it either does not have a loaded resource or it does not have enough memory to print the job.
3. PSF sends the resource to the printer or removes unneeded resources to provide more memory.

This two-way dialog between PSF and the printer provides error recovery unmatched in other print management systems. Because PSF sends IPDS formatted pages to the printer, the printer can tell PSF the status of each page of a print job as it is processed. PSF therefore knows the last successfully printed page and can recover the print job from that page if an error is encountered. This page-level error recovery contrasts with other systems' job-level recovery, where a continuous stream of data is sent through the printer and recovery of a job might or might not be possible. If documented operational procedures are followed, PSF's page-level recovery prevents duplicate or missing pages in such important documents as billing statements, financial statements, and published books.

### **Distributed printing options**

In addition to FICON®, ESCON®, and parallel channel-attachment, PSF provides many options for distributed AFP printing by using either SNA or TCP/IP communication protocols. Distributed printing options vary depending on the capabilities of printers and servers. PSF supports these options for sending jobs to AFP printers:

- Use SNA to send print jobs directly to printers through a token-ring LAN or Synchronous Data Link Control (SDLC).
- Use TCP/IP to send print jobs directly to LAN-attached printers.

- Send print jobs over TCP/IP to printers attached to the DPF running on InfoPrint Manager for Windows. Print jobs are sent to the InfoPrint Manager spool, and printers and print jobs are managed at the receiving location.
- Send print jobs from LAN and AIX applications to printers attached to z/OS through PSF on another z/OS system, InfoPrint Manager, or Ricoh ProcessDirector.

Several PSF optional features, such as AFP Download Plus, Download for z/OS, and AFP Upload, provide more options for distributed printing. For information about these optional features, see “Features” on page 13.

---

## What PSF for z/OS can do for you

PSF’s system management functions create a fully integrated, automated printing system. You can use PSF for z/OS to do these tasks:

- Receive print jobs, access resources that are required by the print jobs, and send print commands to the printer.
- Manage resources that are required for the print job, such as form definitions, page definitions, object containers, fonts, page segments, and overlays.
- Handle print jobs that are formatted at different resolutions and select the resource libraries with the correct resolution to print the data.
- Perform finishing operations, such as stapling or binding.
- Provide operator control of printers.
- Provide problem diagnosis and error recovery.
- Restart printing from checkpoints.
- Write accounting records.
- Write separator pages between print jobs or copies of print jobs.
- Let installations manage resources; modify output records, separator pages, and accounting records; and inspect messages.
- Optimize and manage color output across IPDS color printers.
- Use high-quality grayscale color emulation when printing on black and white or color printers.

### New capabilities

PSF is enhanced in Version 4 Release 5 with these functional capabilities:

- PSF accepts the MO:DCA Presentation Interchange Set 3 (MO:DCA IS/3) data stream, which is a subset of MO:DCA. MO:DCA IS/3 is the first interchange set to achieve industry consensus through a rigorous open standards process. It introduces new function, such as support for industry-standard fonts and image file formats (TIFF and JPEG), and provides interoperability among AFP products that are MO:DCA IS/3 compliant.
- PSF supports extended addressing space (EAS)-eligible data sets that are supported by z/OS V1.12 or later. EAS-eligible data sets are ones that can be allocated anywhere on an extended address volume (EAV).
- PSF tracing is enhanced to write traces to the z/OS File System (zFS).
- PSF supports the Color Specification (X'4E') triplet for assigning a default color when a referenced container object is a bi-level or grayscale image.
- PSF users no longer need to restart the PSF FSS and FSAs when Infoprint Server shuts down or when they are starting or stopping the Infoprint Server common message log.

- PSF supports a new preprinted form overlay. This overlay simulates a preprinted form by allowing the printer to merge the overlay with other presentation data (page, medium overlay, or page overlay).
- PSF operator commands now have faster response times with Simple Network Management Protocol (SNMP) Version 1 implementation for TCP/IP-attached printers.
- PSF no longer requires that the Unicode parameter is specified to enable Unicode. Because UNIX System Services is always enabled in z/OS V1.12 or later, PSF now supports these functions in direct-printing mode:
  - TrueType and OpenType fonts
  - QR Code bar codes with SOSI data
  - Resources that are defined with resource access tables (RATs), such as object containers and CMRs
  - Extended code pages
- To give the customer more billing options, PSF supports SMF Type 6 record counts for recording the number of sheets or physical pages in simplex, duplex, and N-UP modes.
- PSF supports IPDS printers that display the number of AFP pages that are contained in a print file if the application that creates the print file has generated the page count.
- PSF is now enabled or disabled in the z/OS SYS1.PARMLIB member IFAPRDxx.
- PSF supports numbers for all sense-data format 0, multi-bulleted exception IDs rather than round bullets so the printer can return the number that is assigned to the specific error cause in sense bytes 16-17.
- PSF supports a new Object Container Presentation Space Size (X'9C') triplet that specifies the size of the object container presentation space for PDF objects.
- The ACIF, AFP Download Plus, and Download for z/OS features of PSF also have new enhancements. For more information, see *PSF for z/OS: AFP Conversion and Indexing Facility User's Guide*, *PSF for z/OS: AFP Download Plus*, and *PSF for z/OS: Download for z/OS*.

## Formatting and media capabilities

PSF provides output formatting that is independent of an application. Therefore, changes to an application do not affect formatting, and formatting changes do not affect an application. PSF supports these formatting and media capabilities:

- Print in different orientations.
- Specify where the printer should position the page origin.
- Select different fonts for lines or fields of data.
- Specify lines or fields to be printed in color.
- Specify outline fonts to be scaled by the printer in any size or aspect ratio.
- Print in any position on a page.
- Position print lines relative to other objects on a page.
- Specify data fields to be printed as bar codes.
- Specify data fields to be suppressed on some page copies of a document.
- Include electronic forms.
- Include page overlays and segments (images) anywhere on a page.
- Change formatting on a page-by-page basis within a job.
- Position multiple logical pages on a single sheet.
- Specify duplex printing.
- Draw vertical and horizontal rules.
- Vary line spacing.
- Select overlays, images, and formatting controls.

- Mix fonts within a line, page, or print record.
- Download FOCA outline and raster fonts, and TrueType and OpenType fonts to a printer.
- Print with outline and raster fonts resident in the printer.
- Offset copy groups or print files in the stacker.
- Print edge marks on copy groups.
- Select finishing options, such as stapling or binding.
- Select paper from multiple input bins, or route pages of the output to different output bins.
- Include color resource objects with color fidelity management.

## Hardware requirements

PSF runs on IBM processors capable of supporting these z/OS operating systems:

- z/OS V1.12 or later
- z/OS V2.1

PSF supports TrueType fonts on printers with a TrueType rasterizer, which provides Unicode support. See your printer's documentation to determine whether it has this support.

## Software requirements

PSF runs on these operating systems with supported levels of JES2 or JES3:

- z/OS V1.12 or later (Program Number 5694-A01)
- z/OS V2.1 (Program Number 5650-ZOS)

One of these system programs is required:

- SMP/E element of z/OS V1.12 or later, or z/OS V2.1
- SMP/E for z/OS, V3.5 or later (Program Number 5655-G44)

The Communications Server element of z/OS is required with these functions, depending on printer attachments:

- SNA Services for SNA-attached printers
- IP Services for TCP/IP-attached printers

One or more of these products is required to provide host fonts:

- AFP Font Collection V1.1.0 (does not contain euro support).
- AFP Font Collection V2.1.1 or later. This version of the AFP Font Collection (Program Number 5648-B33) contains character sets and code pages to support printing of the euro currency symbol. See “AFP Font Collection” on page 15.
- Infoprint Fonts for z/OS, V1.1 (Program Number 5648-E76). This product provides outline fonts only. See “Infoprint Fonts” on page 17.
- Infoprint Fonts for Multiplatforms, V1.1 (Program Number 5648-E77). The WorldType Fonts for AFP Print Servers feature of this product is needed to use TrueType and OpenType fonts with PSF.
- The optional Compatibility Fonts feature of PSF (does not contain euro support). See “Compatibility Fonts” on page 14.
- z/OS Font Collection, a base element of z/OS V2.1, which contains AFP outline and raster fonts, and WorldType (TrueType and OpenType) fonts. z/OS Font Collection includes the PSF Compatibility Fonts feature and replaces the fonts from:
  - AFP Font Collection

- |           – Infoprint Fonts for z/OS
- |           – WorldType Fonts from Infoprint Fonts for Multiplatforms

|           See “z/OS Font Collection” on page 20.

To use TrueType and OpenType fonts, you must have one of these products:

- A product that supplies TrueType and OpenType fonts, such as WorldType Fonts for AFP Print Servers. WorldType Fonts for AFP Print Servers is an optional feature of Infoprint Fonts for Multiplatforms. You also need a resource installer program, such as Font Installer for AFP Systems (available as a priced feature of Infoprint Fonts for Multiplatforms) or InfoPrint AFP Resource Installer (Program Number 5639-EE2).
- z/OS Font Collection, a base element of z/OS V2.1, which includes a prebuilt resource access table (RAT).

To use color management support in PSF, you must have these products:

- InfoPrint AFP Resource Installer (Program Number 5639-EE2) or a similar program.
- A document composition product that supports the AFP color management architecture. For links to companies that provide color management support for AFP, go to the AFP Consortium web page at <http://www.afpcinc.org>.
- The current service level of Page Printer Formatting Aid (PPFA) to use color management resources (CMRs).

Extended code page support is only available in PSF V4.4 or later. To use the InfoPrint AFP Resource Installer to create, modify, and install extended code pages in UNIX path libraries, you must install PTF IP23012 with PSF V4.4.

z/OS V1.13 or z/OS V2.1 is required to use these Infoprint Server Printer Inventory parameters:

- Log messages
- Use Line-Mode Migration LINECT

z/OS V1.13 or z/OS V2.1 is required with the supported level of JES2 or JES3 to use the common message log with the Infoprint Server Printer Inventory.

z/OS V2.1 is required to use these Infoprint Server Printer Inventory parameters:

- Auxiliary files MO:DCA level
- PINST trace dsname

These PSF supported functions can be used only if the printer also supports them:

- Using the Color Specification (X'4E') triplet to assign a default color when a container object that is a bi-level or grayscale image is referenced.
- Using a preprinted form overlay.
- Displaying the number of pages in a job.
- Using the Object Container Presentation Space Size (X'9C') triplet to specify the presentation space size for PDF objects.
- Implementing faster response times for operator commands through an SNMP Version 1 connection for TCP/IP-attached printers that support SNMP Version 1 printer interrupt commands.
- Processing MO:DCA IS/3 compliant data streams.



## Compatibility

PSF V4.5 for z/OS is upwardly compatible with PSF V4.4 for z/OS and PSF V4.3 for z/OS.

The sample startup procedures in PSF use the IBM Core Interchange raster fonts that are provided in the AFP Font Collection (Program Number 5648-B33) or z/OS Font Collection (Program Number 5650-ZOS), a base element of z/OS V2.1. If you use the sample startup procedures and you want to use raster fonts that are contained in the optional Compatibility Fonts feature of PSF for your header or trailer pages, PSF messages, and system default fonts, you should tailor the sample procedures to reference Compatibility Fonts rather than the Core Interchange Fonts.

## Limitations

The optional Compatibility Fonts feature of PSF contains only 240 dpi and 300 dpi raster font formats, not outline fonts (see “Compatibility Fonts” on page 14), even though PSF supports downloaded and resident AFP outline fonts on IPDS printers with outline font capability.

## TCP/IP attachment considerations

To print at rated speed on high speed printers, not only must the printer be able to process and image the data at high speeds, but the system and communications link must also be able to provide data to the printer fast enough to maintain this speed. PSF provides significant improvement in the ability to deliver data over a TCP/IP link to high-speed production printers. This improvement lets PSF support TCP/IP-attached InfoPrint 3000, InfoPrint 4000, and InfoPrint 4100 printer families, and the InfoPrint 5000.

The ability to run production printing applications at rated speed on printers that are attached directly to PSF over TCP/IP depends on these factors:

- Number of printers and the printing speeds
- Density of the application data stream, typically measured in average bytes per page
- Availability of processor resources
- LAN bandwidth and use

Density of the application data stream can be a critical factor. TCP/IP-attached printers are able to receive about 1 megabyte of data per second. Although this amount is adequate for printing text jobs at rated speed on most high-speed printers or jobs with some image content on printers with lower rated speeds, some image intensive jobs might contain too much data to print at rated speed on some printers when TCP/IP-attached.

You can estimate the data rate that is required to run an application at rated speed on a specific printer with this calculation:

$$\text{bytes per second} = \frac{(\text{average bytes per page}) \times (\text{pages per minute})}{60}$$

Average bytes per page includes bytes of data on the page and AFP control bytes, which vary with the complexity of the application formatting. In addition, AFP resources that are loaded on the printer can add to the average byte load of a print job.



With PSF, FICON channel-attachment provides the fastest and most performance efficient attachment for high-speed production printers. As with using TCP/IP for other applications, using PSF with TCP/IP-attached printers requires more processor resource than using ESCON or parallel channel, for the same printers and applications. In general, TCP/IP attachment uses about the same amount of processor as SNA-communication attachment.

For best performance, each TCP/IP-attached printer should be on a dedicated segment of a token-ring or Ethernet LAN, with the TCP/IP maximum transmission unit (MTU) size that is set to the largest supported value. Attachment through token ring might provide better performance for some applications than attachment through Ethernet, especially if the LAN is not dedicated.

## **Performance considerations**

The performance of PSF and its attached printers is dependent upon availability and efficiency of memory, storage, DASD, and channel and network resources in the system configuration. Performance is also highly dependent upon the content of the print data streams being processed. In general, data-intensive applications, such as those containing images, require more resources than applications that contain plain text. If performance degradation is experienced, standard system performance analysis and tuning should be conducted before you contact IBM service.



---

## Chapter 2. Features and related products

This chapter lists and describes features of PSF and IBM and non-IBM products that are related to PSF.

---

### Features

These optional and separately orderable IBM features are available with PSF for z/OS:

- AFP Conversion and Indexing Facility (ACIF)
- AFP Download Plus
- AFP Upload
- Compatibility Fonts
- Download for z/OS

### AFP Conversion and Indexing Facility (ACIF)

ACIF is a tool that you can use to convert a line data, mixed data, unformatted ASCII, or XML print file into a MO:DCA-P document, retrieve resources that are used by the document, and index the file for later retrieval and viewing. ACIF provides these functions across systems and operating systems:

- Converts traditional and record format line data, mixed data, and XML print files to MO:DCA-P documents
- Creates a separate index object file from the indexing tags in a MO:DCA-P document
- Retrieves and packages AFP resources that are needed for printing or viewing a MO:DCA-P document
- Accepts the MO:DCA IS/3 data stream

For more information about ACIF, see *PSF for z/OS: AFP Conversion and Indexing Facility User's Guide*.

### AFP Download Plus

AFP Download Plus accepts line data, XML data, and MO:DCA-P data (including MO:DCA IS/3) as input. It automatically transforms line data or XML data to MO:DCA-P data and transmits MO:DCA-P data from the JES spool to receiving systems through TCP/IP connections. This process eliminates the need for manual print file transfer with File Transfer Protocol (FTP). A cooperating print server that is running on a receiving system receives the data sets for printing, emailing, or faxing with PSF for z/OS, InfoPrint Manager, or Ricoh ProcessDirector, or for archiving with Content Manager OnDemand. AFP Download Plus provides high-speed data transfer, JES scheduling, job management, data integrity, and job accounting for distributed production print management.

For more information about AFP Download Plus, see *PSF for z/OS: AFP Download Plus*.

These are the advantages of AFP Download Plus over a combination of Download for z/OS and ACIF:

- AFP Download Plus converts line data or XML data to MO:DCA-P format and transmits it to the receiving system in a single step.

- The downloaded print file includes all resources that are required for printing.
- The entire downloaded print file, both data and resources, is encoded by using an internal algorithm.
- The downloaded print file reflects PSF-style installation exit processing.
- AFP Download Plus produces SMF type 6 records that contain transformation statistics in the same format as PSF SMF type 6 records.
- AFP Download Plus does Resource Access Control Facility (RACF<sup>®</sup>) checking for user resource libraries.

## AFP Upload

You can use AFP Upload to submit a job to InfoPrint Manager for AIX for printing on any printer that is supported by PSF for z/OS. AFP Upload receives the print data from AIX and places it on the JES spool for printing by PSF. Jobs that are submitted to AFP Upload from InfoPrint Manager for AIX can contain any type of data stream that InfoPrint Manager for AIX can transform to MO:DCA-P except XML.

For more information about AFP Upload, see *InfoPrint Manager for AIX: Procedures*.

## Compatibility Fonts

IBM Compatibility Fonts are supplied with PSF to provide compatibility between PSF applications and those printers and applications that were designed for IBM typewriters, 6670 laser printers, and the IBM 3800 printing subsystem. The compatibility fonts are AFP raster fonts that include 240-pel bounded box, 240-pel unbounded box, and 300-pel printer formats. Compatibility Fonts are also included in the z/OS Font Collection, a base element of z/OS V2.1 (Program Number 5650-ZOS).

## Download for z/OS

Download for z/OS automatically transmits line data, mixed mode, XML data, MO:DCA-P data (including MO:DCA IS/3), and many other data streams from the JES spool to receiving systems through TCP/IP connections. This process eliminates the need for manual print file transfer with File Transfer Protocol (FTP). A cooperating print server or archive server that is running on a receiving system receives the data sets for printing with PSF for z/OS, InfoPrint Manager, Ricoh ProcessDirector, or for archiving with Content Manager OnDemand. Download for z/OS provides high-speed data transfer, JES scheduling, job management, data integrity, and job accounting for distributed production print management.

For more information about Download for z/OS, see *PSF for z/OS: Download for z/OS*.

These are the advantages of Download for z/OS, with ACIF if you need to transform data, over AFP Download Plus:

- Download for z/OS transmits any data stream that you can transfer or archive, including line data, mixed data, XML data, MO:DCA-P data, PostScript data, and TIFF data.
- MO:DCA-P data can include required resources inline if they are not present on the receiving system, or not include them if they are present. Not including inline resources produces a smaller file and allows more efficient transmission.

---

## Related IBM products

You can use any of these IBM products and offerings with PSF:

- AFP Font Collection
- AFP Printer Driver
- AFP Toolbox
- AFP Viewer Plug-in
- AFP Workbench
- Content Manager OnDemand
- Document Composition Facility (DCF)
- Graphical Data Display Manager (GDDM)
- Infoprint Fonts
- Infoprint Server
- Infoprint Transform Products for z/OS
- Infoprint XT for z/OS
- Overlay Generation Language (OGL)
- Page Printer Formatting Aid (PPFA)
- System Display and Search Facility (SDSF)
- z/OS Font Collection

### AFP Font Collection

The IBM AFP Font Collection (Program Number 5648-B33) contains a wide selection of outline and raster AFP fonts.

**Notes:**

1. If you do not need raster fonts, use IBM Infoprint Fonts for z/OS.
2. z/OS Font Collection, a base element of z/OS V2.1 (Program Number 5650-ZOS), includes outline, raster, and TrueType and OpenType fonts, and is the recommended source of AFP fonts for printing with PSF.

### AFP Printer Driver

The AFP Printer Driver runs on a Windows workstation and creates output in AFP format to allow printing on any of IBM's AFP printers that are controlled by PSF for z/OS.

You can obtain the AFP Printer Driver at no extra charge from <http://www.infoprint.com/internet/dcfdata.nsf/vwWeb/P4000384>.

### AFP Toolbox

AFP Toolbox (Program Number 5655-A25) assists application programmers in formatting printed output. Without requiring knowledge of the AFP data stream, AFP Toolbox provides access to sophisticated AFP functions through a callable C, C++, or COBOL interface. These are the tasks that you can do with AFP Toolbox:

- Combine variable data with electronic forms, electronic signatures, and images.
- Define variable length paragraphs.
- Draw fixed- or variable-depth and width boxes.
- Generate bar code objects.
- Draw horizontal and vertical fixed- or variable-length lines.
- Include indexing tags for use in efficient viewing, archival, and retrieval.
- Accent printed output with color and shading.
- Dynamically control fonts, including user-defined fonts.

- Precisely position and align text anywhere on a page by using a wide variety of fonts.
- Create graphical data objects such as pie charts and bar charts.
- Create tables of any complexity.
- Draw circles, partial circles, ellipses, and partial ellipses.

AFP Toolbox is available on z/OS. For more information, see *AFP Application Programming Interface: Programming Guide and Reference*.

## AFP Viewer Plug-in

The AFP Viewer plug-in runs on a Windows workstation and displays documents that are in AFP format, such as documents downloaded from the z/OS host or from web documents.

The AFP Viewer plug-in requires Microsoft Internet Explorer (Version 3.01, Level 4.70.1215 or later) or Mozilla Firefox (Version 2.0.0.11 or later). You can obtain the AFP Viewer plug-in at no extra charge from <http://www.infoprint.com/internet/dcfdata.nsf/vwweb/p4000233>.

## AFP Workbench

AFP Workbench contains a viewer application that you can use to display AFP files that are in MO:DCA-P format, including page segments and overlays. In addition, you can use AFP Workbench to do these:

- Display ASCII files (ignoring graphic controls).
- Print files and parts of files on a printer that is attached to Windows.
- Clip a portion of the displayed page and scale it to improve readability.
- Copy one or more pages from an AFP document into a new AFP document.
- Convert a page or page segment to an AFP overlay.
- Convert an AFP overlay or page segment to a page.
- Change the form definition that is used to display an AFP file.
- View your documents in multiple-up presentation.
- Navigate through or search a document by using indexing information, sheet numbers, page identifiers, or keyword strings.

AFP Workbench is available on Windows workstations.

You can obtain AFP Workbench at no extra charge from <http://www.infoprint.com/internet/dcfdata.nsf/vwWeb/P4000360>.

## Content Manager OnDemand

Content Manager OnDemand is an IBM licensed, web-enabled program that you can use to automatically capture, index, archive, search, retrieve, present, and reproduce stored computer-generated documents and other business-related data. Content Manager OnDemand supports several types of report file data streams, including MO:DCA-P data streams that contain line data that is mixed with AFP structured fields and line data that is formatted with a page definition.

Content Manager OnDemand runs on z/OS (Program Number 5697-N93); IBM i (Product Number 5770-RD1); and AIX, Linux, and Windows (Program Number 5724-J33).

## Document Composition Facility (DCF)

DCF (Program Number 5748-XX9) is an IBM licensed, text-processing program that you can use to create large, complex, printed documents. DCF contains a text

formatter, SCRIPT/VS, that can process documents that include SCRIPT/VS control words and Generalized Markup Language (GML) tags, along with the text. You can use DCF to add navigation information to your document and then retrieve it with AFP Workbench. DCF also supports HTML through a transform.

DCF runs on z/OS, VM, and VSE.

## Graphical Data Display Manager (GDDM)

GDDM<sup>®</sup> is a base element of z/OS that application programs can use to create page segments. GDDM also takes vector graphics data from other application programs and converts it into page segments that are needed for printing on AFP printers. After the page segment is created or the vector graphics data is converted into a page segment, the page segment can be printed by itself, included in a document by DCF or AFP Toolbox, or included in an overlay by OGL.

GDDM runs on z/OS, VM, and VSE.

## Infoprint Fonts

IBM Infoprint Fonts for z/OS (Program Number 5648-E76) contains a wide selection of outline AFP fonts. IBM Infoprint Fonts for Multiplatforms (Program Number 5648-E77) has the WorldType Fonts for AFP Print Servers optional feature that contains TrueType and OpenType fonts.

### Notes:

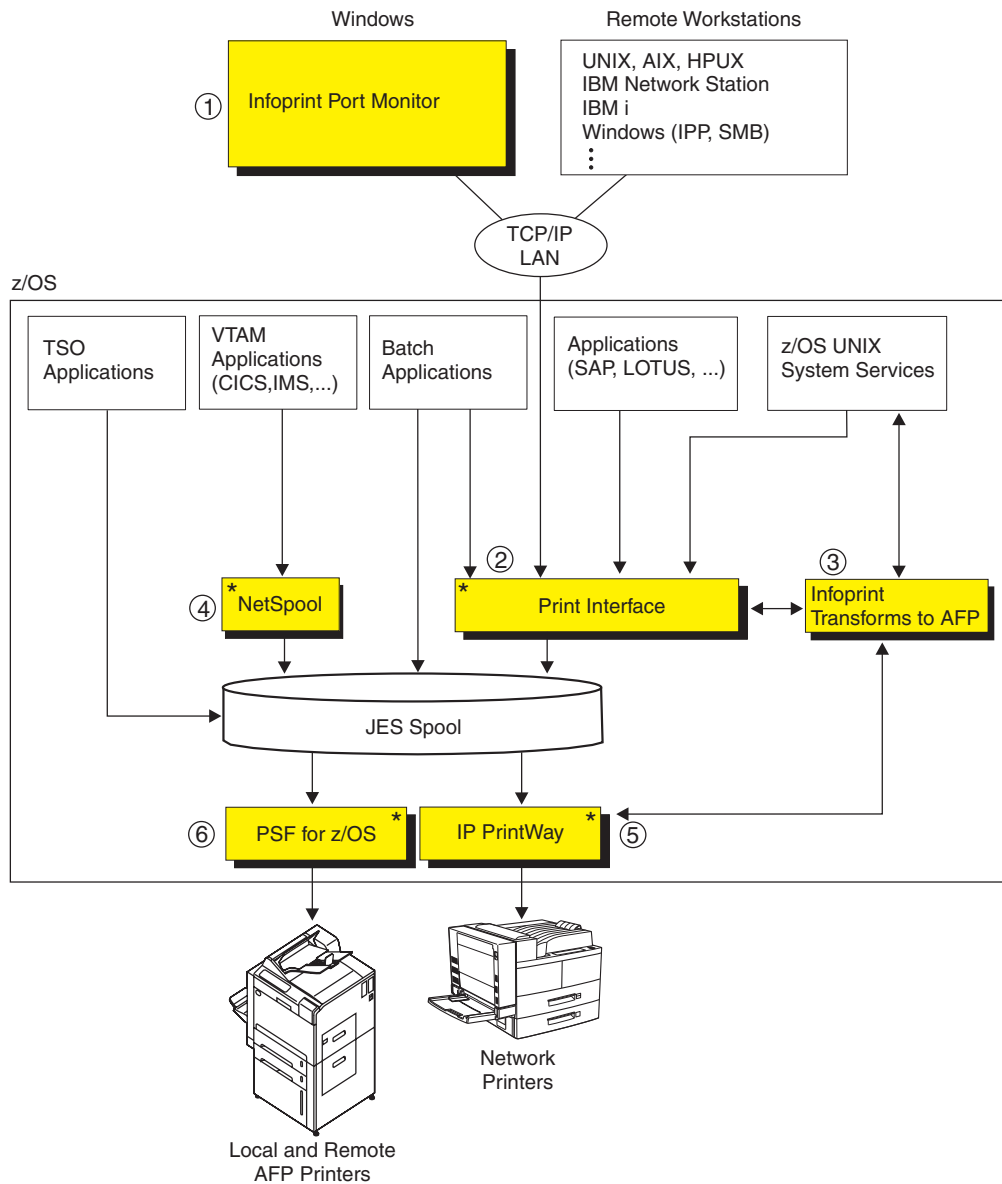
1. If you need raster fonts, use IBM AFP Font Collection or z/OS Font Collection.
2. z/OS Font Collection, a base element of z/OS V2.1 (Program Number 5650-ZOS), includes outline, raster, and TrueType and OpenType fonts, and is the recommended source of AFP fonts for printing with PSF.

## Infoprint Server

Infoprint Server is an optional feature of z/OS (Program Number 5694-A01 or 5650-ZOS). It supports printing on z/OS printers, including AFP printers and local and receiving printers in an Internet Protocol or SNA network. You can use Infoprint Server to submit print requests from receiving workstations in an Internet Protocol network, from z/OS UNIX System Services applications, from batch applications, and from VTAM<sup>®</sup> applications, such as CICS<sup>®</sup> or IMS<sup>™</sup>. Infoprint Server consists of several components. Figure 3 on page 18 shows how some of the components of Infoprint Server, including Infoprint Port Monitor, Print Interface, Infoprint Transforms to AFP, NetSpool, and IP PrintWay, complement PSF for z/OS in providing an integrated print processing solution:

1. The Infoprint Port Monitor sends files to Print Interface so Windows users can print documents on AFP and other z/OS printers.
2. Print Interface sends jobs to the JES spool from remote operating systems and from z/OS UNIX System Services.
3. Print Interface uses data transforms provided by Infoprint Transforms to AFP for z/OS to transform HP Printer Control Language (PCL), Adobe Portable Document Format (PDF), Adobe PostScript, or SAP R/3 System Generic Output Format (SAPGOF) data streams to AFP format. It also uses other transform products, such as the Infoprint XT transform product.
4. NetSpool sends jobs to the JES spool from VTAM applications, such as CICS or IMS.
5. IP PrintWay takes jobs from the JES spool and sends them to network printers in an Internet Protocol or SNA network.

6. PSF for z/OS takes jobs from the JES spool and prints them to local and remote AFP printers.



\* This component uses information in the Printer Inventory.

Figure 3. Infoprint Server and PSF for z/OS print processing solution

Infoprint Server has a Printer Inventory that manages the inventory of printer information that is used by IP PrintWay, NetSpool, Print Interface, and PSF. PSF users can define printer initialization parameters, trace parameters, and optional functions in the Printer Inventory instead of in the PSF startup procedure, installation Exit 7, and the AFPPARMS control statement. Using the Printer Inventory avoids the need to restart all the printers in a startup procedure when you change parameters. Only the printer for which parameters are changed needs to be restarted.



Infoprint Server includes Infoprint Central, a print management application that runs on the web. Operators can use Infoprint Central to display information about and work with printers defined in the Printer Inventory. Operators can do these tasks in Infoprint Central:

- Display the properties of a PSF printer by searching on the printer's FSA name.
- Display the properties of any printer that is defined in the Printer Inventory by searching on the printer definition name or the printer location.
- Display the status of a PSF printer to see whether it is stopped (drained) or waiting for operator intervention.
- Change job-selection criteria for PSF printers.
- Start, stop, space, interrupt, pause (JES2 only), and ping PSF printers.

If PSF is writing messages to the Infoprint Server common message log, operators can also:

- View FSA and print job messages that PSF has written to the common message log.
- Search for print jobs and view the properties for each job.
- Release held print jobs, delete jobs, change the priority of jobs, and move jobs (while PSF has not started processing the jobs).

You can use the Printer Inventory with PSF even if you do not have an Infoprint Server license. See *z/OS Infoprint Server Printer Inventory for PSF*.

**Note:** If you want to use Infoprint Central, you must have a license for the Infoprint Server feature.

For more information about Infoprint Server, see *z/OS Infoprint Server Introduction*. For more information about using Infoprint Central, see *z/OS Infoprint Server Operation and Administration*.

## Infoprint Transform Products for z/OS

These products provide transforms for Infoprint Server:

- IBM Infoprint Transforms to AFP for z/OS (Program Number 5655-N60)
- IBM Print Transform from AFP to PCL for Infoprint Server for z/OS (Program Number 5655-TF2)
- IBM Print Transform from AFP to PDF for Infoprint Server for z/OS (Program Number 5655-TF1)
- IBM Print Transform from AFP to PostScript for Infoprint Server for z/OS (Program Number 5655-TF3)

Infoprint Transforms to AFP convert PCL, PDF, PostScript, or SAPGOF data streams to AFP format so that these data streams can be printed on AFP printers that are controlled by PSF for z/OS.

The other programs convert data in AFP format to PCL, PDF, or PostScript data streams so that you can print AFP data on your PCL and PostScript network printers. You can transform to PDF to post your AFP documents on the web. For more information about the Infoprint Transforms, see *IBM Infoprint Transforms to AFP for z/OS* and *IBM Print Transforms from AFP for Infoprint Server for z/OS*.

## Infoprint XT for z/OS

Infoprint XT (Program Number 5655-O15) transforms Xerox line-conditioned data stream jobs and metacode jobs into AFP for printing on IPDS printers. Infoprint XT

can convert Xerox print resources, including forms, fonts, logos, and images, into AFP while it retains copies of the originals. It can also store formatting information from Xerox non-print resources, such as Job Descriptor Entries and Page Descriptor Entries, to process and format jobs correctly. All resources are centrally stored on z/OS, so you do not need to coordinate the correct version of each resource on every printer.

For more information about Infoprint XT for z/OS, see *IBM Infoprint XT for z/OS*.

## Overlay Generation Language (OGL)

OGL (Program Number 5688-191) is an IBM licensed program that you can use to create and modify electronic versions of your preprinted forms, called *overlays*. After you create an overlay, OGL can store it in a resource library. You can then include the overlay with your form definition to print up to 254 different overlays on a side of paper.

OGL runs on z/OS, VM, and VSE. For more information, see *Overlay Generation Language User's Guide and Reference*.

## Page Printer Formatting Aid (PPFA)

PPFA (Program Number 5688-190) is an IBM licensed program that you can use to create form definitions and page definitions. After creating these resources, you can store them in a resource library and then use them for printing application data.

PPFA runs on z/OS, VM, and VSE. For more information, see *Page Printer Formatting Aid: User's Guide*

## System Display and Search Facility (SDSF)

SDSF is an optional feature of z/OS (Program Number 5694-A01 or 5650-ZOS). It provides you with information to monitor, manage, and control jobs, printers, queues, and resources in a JES2 system. With SDSF, you can do these tasks:

- Control job processing.
- Monitor jobs while they are running.
- Browse jobs without printing.
- Control printers and initiators.
- Control network lines and nodes.
- Control spool offload devices.
- Issue JES2 and MVS™ commands that affect jobs.

For more information, see *z/OS SDSF Operation and Customization*

## z/OS Font Collection

z/OS Font Collection is a base element of z/OS V2.1 (Program Number 5650-ZOS) that consists of character sets, coded fonts, and AFP code pages for printing standard documents that use familiar typefaces such as Helvetica, Times New Roman, and Courier. The z/OS Font Collection contains a comprehensive set of fonts, including these fonts:

- AFP outline fonts
- AFP raster fonts, including a complete set of IBM expanded core fonts, a set of Math, PI, and Sonoran 240-pel raster fonts, and compatibility fonts
- TrueType and OpenType fonts, including a prebuilt resource access table (RAT) that can be used for AFP printing

| z/OS Font Collection is the recommended source of AFP fonts for printing with  
| PSF. For more information, see *z/OS Font Collection*.

---

## Other related products

You can use any of these independent software vendor products with PSF:

- DesignPro Tools for AFP
- InfoPrint AFP Resource Installer
- InfoPrint Manager
- Ricoh ProcessDirector

For other products that support AFP, go to the AFP Consortium web page at:

<http://www.afpcinc.org>

| **Note:** The website addresses referred to in this section are current as of April 2014.

## DesignPro Tools for AFP

| DesignPro Tools for AFP is advanced AFP application design software from Elixir  
| with integrated OGL and PPF design. DesignPro Tools for AFP provides a visual  
| interface that you can use to create and edit the overlays, fonts, images, and data  
| layout you need for business communications. For more information about Elixir  
| DesignPro Tools for AFP, go to <http://rpp.ricoh-usa.com/products/software/>.

## InfoPrint AFP Resource Installer

InfoPrint AFP Resource Installer from Ricoh Production Print Solutions (Program Number 5639-EE2) is a program that installs CMRs, data objects, and fonts into an AFP resource library and then builds resource access table (RAT) entries. For more information about the AFP Resource Installer and using data objects and CMRs in color printing, see *PSF for z/OS: User's Guide*.

For more information about products from Ricoh Production Print Solutions, go to <http://rpp.ricoh-usa.com/products/software/>.

## InfoPrint Manager

InfoPrint Manager from Ricoh Production Print Solutions is a print management product that offers:

- Centralized management of printers and print jobs and delivery of output for printers, fax solutions, email, and electronic presentations
- Flexible configuration options for enabling intelligent document routing and scheduling
- Varied job submission methods and sharing of printers among host systems, SAP installations, and workstation applications
- Support for data stream transforms
- Optional features, such as print-on-demand support

InfoPrint Manager runs on AIX (Program Number 5648-F35), Linux (Program Number 5648-F40), and Windows (Program Number 5648-F36).

For more information about InfoPrint Manager, see *InfoPrint Manager for AIX: Introduction and Planning Guide*, *InfoPrint Manager for Linux: Introduction and Planning Guide*, or *InfoPrint Manager for Windows: Introduction and Planning Guide*.

## Ricoh ProcessDirector

Ricoh ProcessDirector, formerly called InfoPrint ProcessDirector, is a print management product from Ricoh Production Print Solutions that supports these functions:

- Manages all print job activities, including the input devices that receive the input files and the printers that print the jobs.
- Supports job submission from host systems that are using Download for z/OS and AFP Download Plus, and from systems that are using file copying methods.
- Handles input file formats that consist of line data, AFP, and mixed-mode.
- Uses workflow phases that represent the path that jobs can take through the system from receipt to completion.
- Uses properties that are stored in DB2<sup>®</sup> tables to describe the characteristics of object types, such as input devices, printers, and jobs.
- Sends data to IPDS printers.
- Allows users access through a web-based user interface.

InfoPrint ProcessDirector Version 2.4 or later runs on AIX (Program Number 5765-H26), Linux (Program Number 5765-H27), and Windows (Program Number 5765-H28). Ricoh ProcessDirector Version 3.0 or later (Program Number 5765-H30) runs on AIX, Linux, and Windows.

For more information about Ricoh ProcessDirector, see *Ricoh ProcessDirector for AIX: Planning and Installing*, *Ricoh ProcessDirector for Linux: Planning and Installing*, or *Ricoh ProcessDirector for Windows: Planning and Installing*.

---

## Chapter 3. Using PSF for z/OS

This chapter describes how you can use PSF for z/OS in your particular environment to meet your printing needs. It includes these printing scenarios:

- “Printing centralized production output with post processing”
- “Transmitting data for printing and archiving” on page 24
- “Securely transmitting data for printing” on page 25
- “Printing and finishing large documents on LAN-based printers” on page 26
- “Printing CICS or IMS output data on network printers” on page 27
- “Printing documents from the web” on page 28
- “Formatting printed output for distribution to remote printers” on page 29
- “Using TrueType fonts in AFP documents” on page 30
- “Printing customized statements with color” on page 31
- “Upgrading print operations for MO:DCA IS/3” on page 32
- “Using preprinted form overlays” on page 33

---

### Printing centralized production output with post processing

An investment brokerage firm delivers thousands of statements a week to its clients. To meet weekly print deadlines and control costs, the brokerage firm wants to use a high-speed printer with an automated output solutions manager, such as the InfoPrint 4000.

Here is how this brokerage firm can use PSF for z/OS and its related products to meet the firm’s requirements:

1. The brokerage firm uses PPFA to create page definitions and form definitions and OGL to create overlays. These resources are then stored in a resource library.
2. A batch application submits print files to the JES spool.
3. JES selects the print job to be printed by PSF. PSF then combines it with the page definition, form definition, and overlay from the resource library, converts the data stream to IPDS, and transmits the IPDS to an InfoPrint 4000 printer.
4. The post-processor attachments on the InfoPrint 4000 split and merge the statements and then stuff them in envelopes for mailing.

Figure 4 shows how PSF directs a high volume of data to high-speed printers with automated post processing.

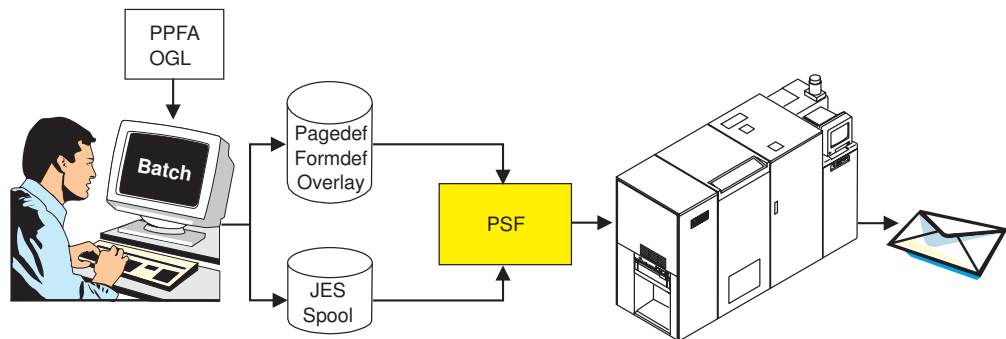


Figure 4. Printing centralized production output with post processing

## Transmitting data for printing and archiving

A utility company produces monthly statements that it prints and mails to its customers. It archives the statements so that when customers call with questions about their bills, customer service personnel can view the archived statement and print another copy of the statement, if necessary.

Here is how this company can use PSF for z/OS features and related products to meet its requirements:

1. The utility company uses a page definition and line data on z/OS to generate data for their monthly statements.
2. ACIF creates an AFP document file, a resource file, and an index object file from the page definition and line data; the files are optionally concatenated to make an indexed archive file.
3. The application on z/OS submits the AFP document file to the JES spool for printing. The files that are created by ACIF are submitted to the JES spool for printing, archiving, or both.
4. JES selects the document file to be printed by PSF. PSF then transmits it to the InfoPrint 4000 printer for printing and mailing to the customer.
5. JES selects the ACIF created files to be transmitted by the Download for z/OS feature of PSF. Download for z/OS then transmits the files from the JES spool across the TCP/IP LAN to Content Manager OnDemand.
6. Content Manager OnDemand on AIX or Windows archives the files on optical media, such as a CD-ROM, or on an OnDemand server.
7. When a customer calls, customer service personnel use the AFP Web Viewer on OnDemand to view the customer's statement, print another copy of the statement, or both.

Figure 5 shows how PSF and its features automatically transmit data for archiving or printing:

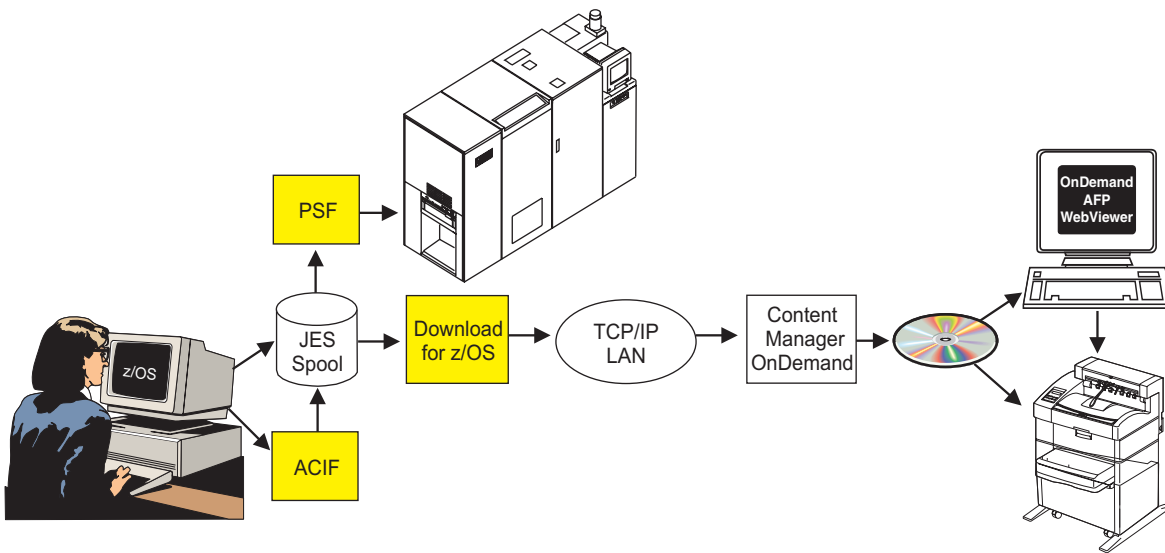


Figure 5. Automatically transmitting data for printing and archiving

## Securely transmitting data for printing

A major brokerage company has decided to outsource the printing of its customer statements. Because of extreme privacy and security concerns for their clients' financial information, the company needs to be able to control the print resources and the variable data very closely, while implementing an efficient and cost-effective print outsourcing process.

The company can use AFP Download Plus to create a single print-ready file that includes print data, attributes, and print resources. Because the print-ready file is created by using the same PSF process that would be used to print it locally, they can be sure that all of the required resources are present in the file, and that it can be printed successfully at the outsourcer's location. They can keep their AFP resources secure in their z/OS system rather than sending duplicate copies to the outsourcer's location. The entire file is encoded on z/OS before being sent to the outsourcer's location, so security is ensured during transmission. Only the intended receiver can open and use the encoded print file.

Here is how this company can use PSF for z/OS features and related products to meet its requirements:

1. The company uses a page definition and line data on z/OS to generate data for customer statements.
2. The application on z/OS submits the print file to the JES spool.
3. JES selects the print job to be transmitted to a print site by the AFP Download Plus feature of PSF.
4. AFP Download Plus gathers all required resources, such as fonts, bar codes, and overlays, and incorporates them into the document. It converts the line data to MO:DCA-P format, then encodes the data and resources by using an internal algorithm.
5. AFP Download Plus transmits the print job from the JES spool across the TCP/IP LAN to InfoPrint Manager for AIX at a remote site for printing on an InfoPrint 4000 and mailing to the customer.

Figure 6 shows how AFP Download Plus securely transmits data for printing.

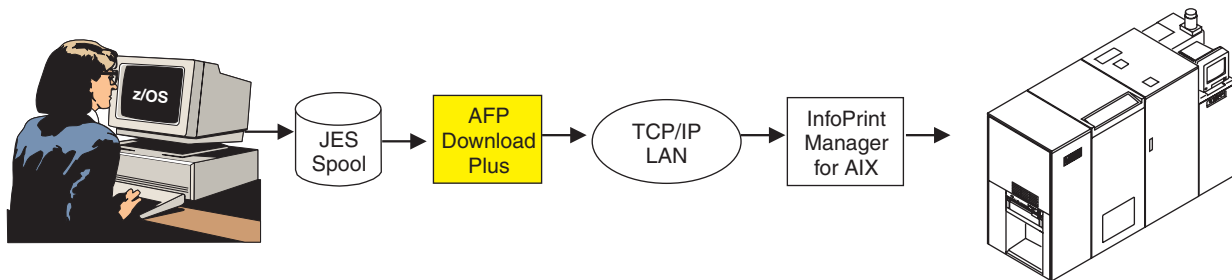


Figure 6. Securely transmitting data for printing

## Printing and finishing large documents on LAN-based printers

A large production printing company uses a text-processing program, such as DCF, to create large, complex manuals. It then uses LAN-based printers, such as the InfoPrint 2000, to print and finish the manuals. This company is very concerned that the manuals it creates do not have any duplicate or missing pages.

Here is how this company can use PSF for z/OS and its related products to print the company's manuals:

1. A user prepares a manual with DCF and formats the files for printing.
2. The user downloads the document to a workstation system and, by using the viewer application of AFP Workbench, displays the document before sending it to the printer.
3. The user submits the print files from DCF to the JES spool with a form definition that specifies finishing.
4. JES selects the print job to be printed by PSF. PSF then transmits the print files to the selected printer on the TCP/IP LAN. The printer notifies PSF through IPDS about any errors that are encountered while printing. If the documented operational procedures are followed, PSF's error recovery capabilities ensure that each page is printed and not duplicated.

Figure 7 shows how PSF directs the data to LAN-based printers.

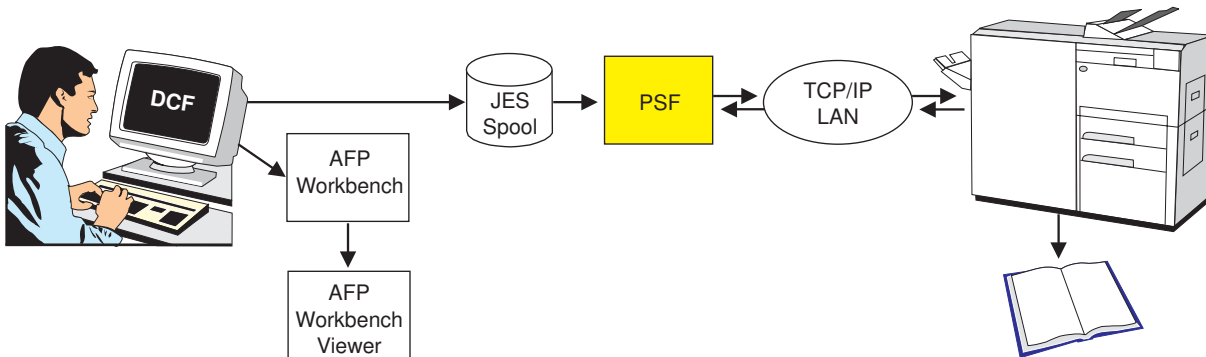


Figure 7. Printing documents on LAN-based printers



## Printing CICS or IMS output data on network printers

An international manufacturing company has a large investment in IBM System z<sup>®</sup> hardware. Recently, the company has configured a LAN and purchased IPDS network printers to replace its coaxially attached SNA printers.

This company wants to print inventory control reports from its CICS and IMS applications to the network printers, instead of to its set of SNA printers. The company wants to route the reports to one or more remote locations, such as warehouses, docks, and the plant floor.

Here is how this company can use the NetSpool component of Infoprint Server and PSF for z/OS to meet its requirements:

1. The CICS or IMS applications submit print requests by using VTAM in the same way they submit print requests to SNA printers. No changes to the CICS or IMS applications are required.
2. The NetSpool component of Infoprint Server intercepts the print requests and creates output data sets on the JES spool, by using JES output parameters that are defined by the administrator. The JES output parameters specify routing information that PSF uses to transmit the output to a particular network printer.
3. PSF transmits the output data sets from the JES spool to one or more IPDS network printers on the TCP/IP LAN, with the full system management and error recovery capabilities of PSF.

Figure 8 shows how PSF directs the data to network printers.

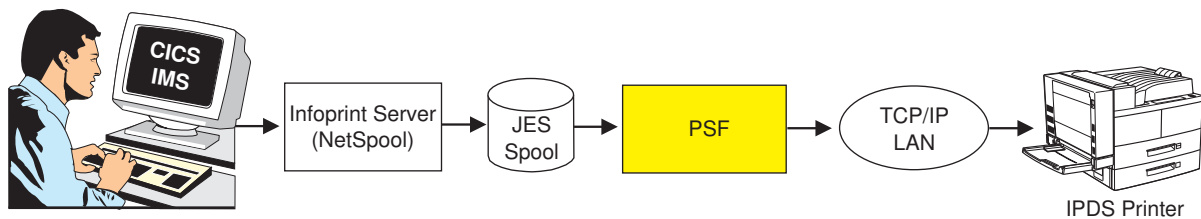


Figure 8. Printing CICS or IMS output data on network printers

## Printing documents from the web

A market research firm wants to print web documents on high-speed AFP printers that are attached to a System z server, such as the InfoPrint 2000.

Here is how this company can use the Infoprint Server components and PSF for z/OS to meet its requirements:

1. From a Windows workstation, a user views a document from the web by using a browser, such as Internet Explorer, or with the AFP Viewer plug-in if the document is in AFP format.
2. The user submits the document for printing by using the standard print-submission method that is provided with the browser or viewer. The user selects an AFP printer that is defined to z/OS. The AFP Printer Driver creates an output file in AFP format.

**Note:** The user can also download documents from the web in HTML format and convert them to MO:DCA-P format with DCF. By using this method instead of the AFP Printer Driver, document elements, such as headers, the index, and the table of contents, are still usable.

3. The Infoprint Port Monitor component of Infoprint Server automatically transmits the output file across the TCP/IP LAN to the Print Interface component.
4. The Print Interface component creates an output data set on the JES spool, by using parameters that are defined by the administrator in the Printer Inventory or JES output statements. These parameters specify printing options that PSF uses to print output.
5. PSF prints the data set on the AFP printer.

Figure 9 shows how the Infoprint Server and PSF for z/OS direct data from the web to AFP printers.

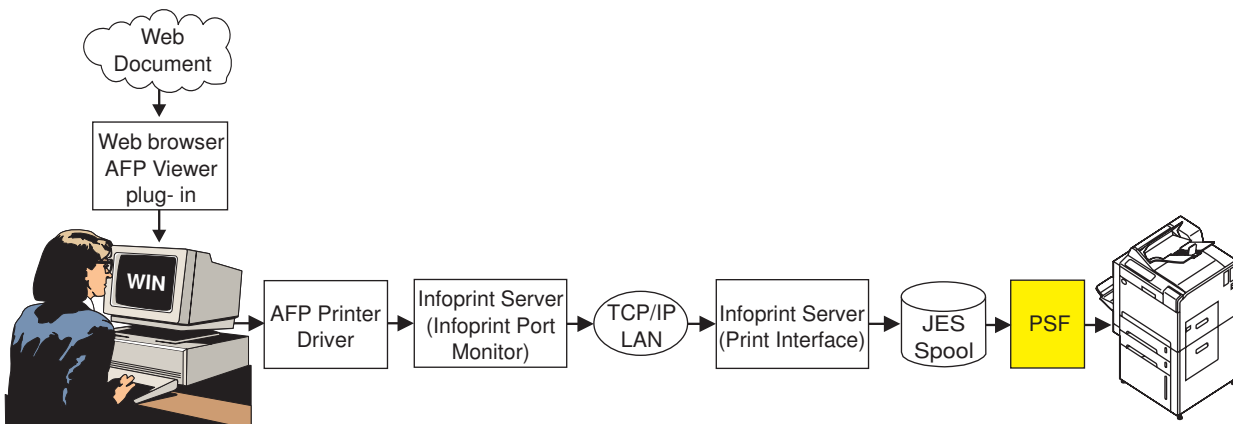


Figure 9. Printing documents from the web

---

## Formatting printed output for distribution to remote printers

A financial institution wants to use AFP Toolbox to develop all of its statements at one central location. It then wants to print bank statements and reports at each of its branch offices throughout the mid-Atlantic region with the confidence that every statement is printed, but not duplicated.

Here is how this financial institution can use PSF for z/OS features and related products to meet its requirements:

1. The financial institution uses AFP Toolbox to generate statements, segments the statements by branch office, and stores them in separate files for printing.
2. AFP Toolbox submits the print files to the JES spool.
3. JES selects the print job to be printed by PSF. PSF then transmits the print files across the TCP/IP LAN to Distributed Print Function (DPF) for remote printing on an InfoPrint Manager workgroup printer. The printer notifies InfoPrint Manager through IPDS about any errors that are encountered while printing. If the documented operational procedures are followed, InfoPrint Manager's error recovery capabilities ensure that each statement is printed and not duplicated.

Figure 10 shows how PSF directs formatted output to remote printers.

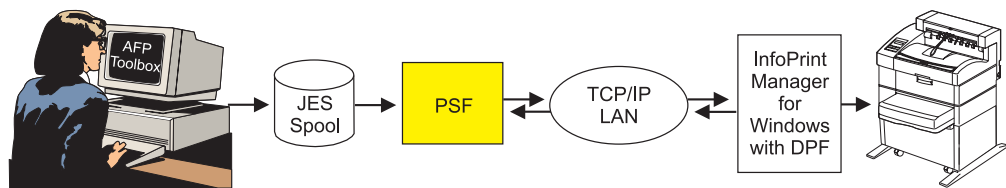


Figure 10. Formatting printed output for distribution to remote printers

---

## Using TrueType fonts in AFP documents

The marketing department of a large insurance company is developing a campaign to sell new services to existing clients. Their AFP statement application incorporates specific marketing messages to sell other services they offer. The marketing department uses standard Windows or Macintosh-based word-processing products to create the marketing messages. The department wants to use these messages in the AFP statements and it wants the messages to look the same, but it also wants to minimize the conversion effort.

Here is how this insurance company can use PSF for z/OS to meet its requirements:

1. The marketing department creates the marketing messages by using various TrueType and OpenType fonts commonly available in PC-based word-processing applications, such as Microsoft Word.
2. A programmer merges the marketing messages into the AFP application, referencing the same TrueType and OpenType fonts that are used in the original marketing messages and sends the messages to the printer.
3. PSF uses a resource access table to map the font references to the fonts on the z/OS system.
4. The TrueType rasterizer in the InfoPrint 4100 prints the text by using the original TrueType fonts.

Figure 11 shows how PSF sends AFP documents that contain TrueType and OpenType fonts to printers.

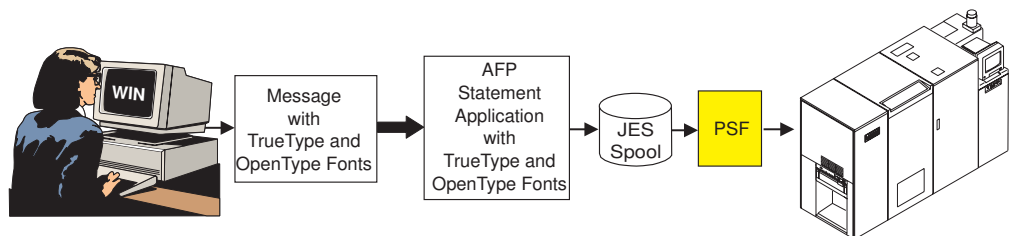


Figure 11. Using TrueType fonts in AFP documents

## Printing customized statements with color

A bank creates highly customized statements. The statements are currently printed on black and white printers, but the bank would like to add color images to some statements and have the option of printing them on color printers. The bank wants to produce high-quality color statements on high-speed, industrial-strength color printers. The bank also wants to enhance the black and white printing on monochrome printers by tailoring the grayscale appearance with custom halftone and tone transfer curves.

Here is how this customer can use AFP color management with PSF for z/OS to meet its requirements:

1. The bank uses a Windows or Macintosh-based document composition tool to create an AFP statement application. The tool also creates the AFP color management resources (CMRs), such as halftone and tone transfer curves, that are used to print the statements with high-quality grayscale emulation.
2. The InfoPrint AFP Resource Installer stores CMRs in AFP resource libraries on z/OS. The AFP Resource Installer is used to install CMRs created from halftones and tone transfer curves, install data object resources that are created from color images, and associate the correct halftone and tone transfer curve CMRs with image resources to produce the best quality output.
3. The AFP statement application is submitted to the JES spool for printing.
4. JES selects the job to be printed by PSF. PSF combines the job with AFP resources from the resource libraries, converts the data stream to IPDS, and transmits the IPDS and AFP CMRs to an InfoPrint 4100 for black and white printing or an InfoPrint 5000 for color printing.

Figure 12 shows how PSF uses AFP color management to send color statements to black and white or color printers.

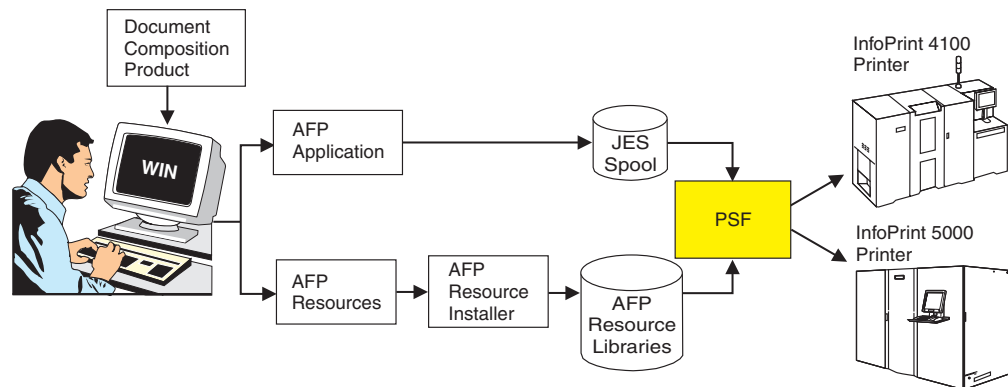


Figure 12. Printing customized statements with color

## Upgrading print operations for MO:DCA IS/3

Two banks have merged and want to consolidate their print operations. To achieve consistency and interoperability between their numerous branch offices and to produce high-quality printed statements, the banks decide to upgrade their applications and customer documents to be compliant with MO:DCA IS/3. A document that is MO:DCA IS/3 compliant prints with absolute fidelity on any IPDS printer that supports MO:DCA IS/3 and any functions that are required to print the job, such as color and finishing.

Here is how the banks can upgrade documents and applications at their branch offices so that printing with PSF for z/OS features and related products is MO:DCA IS/3 compliant:

1. The banks identify the applications that are used to produce the strategic customer documents that need upgrading to MO:DCA IS/3. For example, AFP Download Plus is used to distribute an AFP print file for a customer statement to InfoPrint Manager for AIX for printing.
2. Programmers upgrade the identified applications on all operating systems to product release levels that support MO:DCA IS/3; for example, PSF V4.4 for z/OS or later and InfoPrint Manager for AIX V4.3 with Product Update 9 or later. The programmers also make sure that all operating systems from which customer documents are generated and printed have access to TrueType and OpenType fonts; the only font technology that MO:DCA IS/3 supports.
3. The banks upgrade their AFP files by using an application that produces MO:DCA IS/3 data streams. To make sure z/OS messages files or separator pages for a job are MO:DCA IS/3 compliant when sent to the receiver, the banks configure AFP Download Plus to specify a page definition that uses TrueType and OpenType fonts, and sets the auxiliary files MO:DCA level parameter in the AFPPARMS control statement or the Printer Inventory to the IS/3 level. The banks also manually convert line data documents to AFP or use a product that supports MO:DCA IS/3 data streams.
4. The banks submit the MO:DCA IS/3 print file to the JES spool.
5. AFP Download Plus transmits the print job and its resources from the JES spool to InfoPrint Manager for AIX for printing on an IPDS printer that supports TrueType and OpenType fonts. When the banks upgrade the printers, only ones that have support for MO:DCA IS/3 are purchased.

Figure 13 shows how the banks create and send MO:DCA IS/3 compliant files to printers.

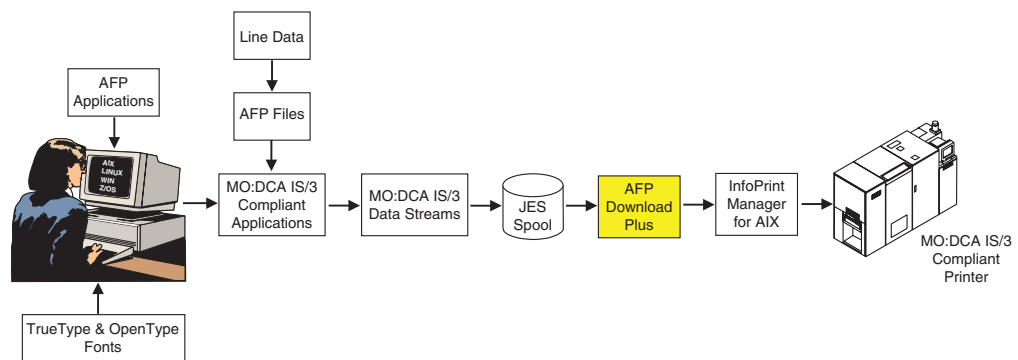


Figure 13. Upgrading print operations to MO:DCA IS/3

## Using preprinted form overlays

A company wants to reduce the cost, storage space, and time that is required to use preprinted forms for their invoices and financial statements. The company decides to simulate preprinted forms by creating electronic overlays that put boxes, lines, shading, text, and logos on a page. These electronic overlays, which are designated as preprinted form overlays, are then merged with variable data and printed on plain paper. By using electronic preprinted form overlays instead of preprinted forms, the company saves costs that are associated with ordering, stocking, storing, loading, and unloading preprinted forms, and updating and scrapping obsolete forms. Designating a preprinted form overlay instead of using a traditional overlay better simulates a preprinted form because special mixing rules are used to merge the overlay with page data.

Here is how this company can use PSF for z/OS to meet its requirements to print with electronic preprinted form overlays instead of preprinted forms:

1. The company uses an overlay generation product to create overlays that simulate three-part preprinted forms with a background color. The overlays are stored in a resource library on z/OS.
2. The company uses an AFP application program to generate a form definition that identifies a medium or page overlay as a preprinted form overlay.
3. z/OS submits the AFP statement application to the JES spool for printing.
4. JES selects the job to be printed by PSF. PSF combines the job with the preprinted form overlay and other resources from the resource libraries, converts the data stream to IPDS, and transmits the IPDS to a printer that supports color and preprinted form overlays.

Figure 14 shows how PSF sends print jobs with preprinted form overlays to color printers.

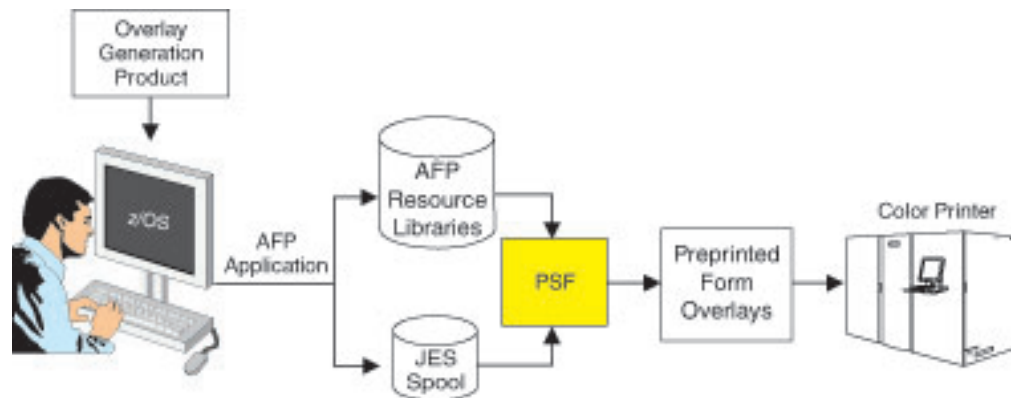


Figure 14. Printing jobs with preprinted form overlays





---

## Appendix. Accessibility

Accessible publications for this product are offered through the z/OS Information Center, which is available at <http://www.ibm.com/systems/z/os/zos/bkserv/>. If you experience any accessibility problems with the z/OS Information Center, send an email to [mhvrcfs@us.ibm.com](mailto:mhvrcfs@us.ibm.com) or write to the following address:

| IBM Corporation  
| Attention: MHVRCFS Reader Comments  
| Department H6MA, Building 707  
| 2455 South Road  
| Poughkeepsie, NY 12601-5400  
| USA

Accessibility features help a user who has a physical disability, such as restricted mobility or limited vision, use software products successfully. The major accessibility features in z/OS let users:

- Use assistive technologies such as screen readers and screen magnifier software.
- Operate specific or equivalent features by using only the keyboard.
- Customize display attributes such as color, contrast, and font size.

---

### Using assistive technologies

Assistive technology products, such as screen readers, function with the user interfaces found in z/OS. Consult the assistive technology documentation for specific information when using such products to access z/OS interfaces.

---

### Keyboard navigation of the user interface

Users can access z/OS user interfaces by using TSO/E or ISPF. For more information, see *z/OS TSO/E Primer*, *z/OS TSO/E User's Guide*, and *z/OS ISPF User's Guide Vol I*. These guides describe how to use TSO/E and ISPF, including the use of keyboard shortcuts or function keys (PF keys). Each guide includes the default settings for the PF keys and explains how to modify their functions.



---

## Notices

This information was developed for products and services offered in the U.S.A. or elsewhere.

IBM may not offer the products, services, or features discussed in this document in other countries. Consult your local IBM representative for information on the products and services currently available in your area. Any reference to an IBM product, program, or service is not intended to state or imply that only that IBM product, program, or service may be used. Any functionally equivalent product, program, or service that does not infringe any IBM intellectual property right may be used instead. However, it is the user's responsibility to evaluate and verify the operation of any non-IBM product, program, or service.

IBM may have patents or pending patent applications covering subject matter described in this document. The furnishing of this document does not give you any license to these patents. You can send license inquiries, in writing, to:

IBM Director of Licensing  
IBM Corporation  
North Castle Drive  
Armonk, NY 10594-1785  
U.S.A.

For license inquiries regarding double-byte (DBCS) information, contact the IBM Intellectual Property Department in your country or send inquiries, in writing, to:

Intellectual Property Licensing  
Legal and Intellectual Property Law  
IBM Japan, Ltd.  
19-21, Nihonbashi-Hakozakicho, Chuo-ku  
Tokyo 103-8510, Japan

**The following paragraph does not apply to the United Kingdom or any other country where such provisions are inconsistent with local law:**

INTERNATIONAL BUSINESS MACHINES CORPORATION PROVIDES THIS PUBLICATION "AS IS" WITHOUT WARRANTY OF ANY KIND, EITHER EXPRESS OR IMPLIED, INCLUDING, BUT NOT LIMITED TO, THE IMPLIED WARRANTIES OF NON-INFRINGEMENT, MERCHANTABILITY OR FITNESS FOR A PARTICULAR PURPOSE. Some states do not allow disclaimer of express or implied warranties in certain transactions, therefore, this statement may not apply to you.

This information could include technical inaccuracies or typographical errors. Changes are periodically made to the information herein; these changes will be incorporated in new editions of the publication. IBM may make improvements and/or changes in the product(s) and/or the program(s) described in this publication at any time without notice.

Any references in this information to non-IBM Web sites are provided for convenience only and do not in any manner serve as an endorsement of those Web sites. The materials at those Web sites are not part of the materials for this IBM product and use of those Web sites is at your own risk.

IBM may use or distribute any of the information you supply in any way it believes appropriate without incurring any obligation to you.

Licensees of this program who wish to have information about it for the purpose of enabling: (i) the exchange of information between independently created programs and other programs (including this one) and (ii) the mutual use of the information which has been exchanged, should contact:

Site Counsel  
IBM Corporation  
2455 South Road  
Poughkeepsie, NY 12601-5400  
USA

Such information may be available, subject to appropriate terms and conditions, including in some cases, payment of a fee.

The licensed program described in this document and all licensed material available for it are provided by IBM under terms of the IBM Customer Agreement, IBM International Program License Agreement, or any equivalent agreement between us.

Information concerning non-IBM products was obtained from the suppliers of those products, their published announcements or other publicly available sources. IBM has not tested those products and cannot confirm the accuracy of performance, compatibility or any other claims related to non-IBM products. Questions on the capabilities of non-IBM products should be addressed to the suppliers of those products.

All statements regarding IBM's future direction or intent are subject to change or withdrawal without notice, and represent goals and objectives only.

If you are viewing this information softcopy, the photographs and color illustrations may not appear.

---

## Trademarks

IBM, the IBM logo, and ibm.com are trademarks or registered trademarks of International Business Machines Corporation in the United States, other countries, or both. If these and other IBM trademarked terms are marked on their first occurrence in this information with a trademark symbol (<sup>®</sup> or <sup>™</sup>), these symbols indicate U.S. registered or common law trademarks owned by IBM at the time this information was published. Such trademarks may also be registered or common law trademarks in other countries. A current list of IBM trademarks is available on the Copyright and trademark information web page at:

<http://www.ibm.com/legal/copytrade.shtml>

Adobe and PostScript are either registered trademarks or trademarks of Adobe Systems Incorporated in the United States and/or other countries.

Linux is a registered trademark of Linus Torvalds in the United States, other countries, or both.

Microsoft and Windows are trademarks of Microsoft Corporation in the United States, other countries, or both.

UNIX is a registered trademark of The Open Group in the United States and other countries.



---

## Glossary

This glossary defines technical terms and abbreviations used in PSF for z/OS documentation. If you do not find the term you are looking for, view the IBM terminology website at:

<http://www.ibm.com/software/globalization/terminology/>

These cross-references are used in this glossary:

- **See.** Refers to preferred synonyms or to defined terms for acronyms and abbreviations.
- **See also.** Refers to related terms that have similar, but not synonymous, meanings, or to contrasted terms that have opposite or substantively different meanings.

### A

**ACIF.** See AFP Conversion and Indexing Facility.

**Advanced Function Presentation (AFP).** A set of licensed programs, together with user applications, that use the all-points-addressable concept to print data on a wide variety of printers or to display data on a variety of display devices. AFP includes creating, formatting, archiving, retrieving, viewing, distributing, and printing information.

**Advanced Function Presentation data stream (AFPDS).** A presentation data stream that is processed in the AFP environment. MO:DCA is the AFP interchange data stream. IPDS is the AFP printer data stream.

**Advanced Interactive Executive (AIX).** A UNIX operating system developed by IBM that is designed and optimized to run on POWER<sup>®</sup> microprocessor-based hardware, such as servers, workstations, and blades.

**AFP.** See Advanced Function Presentation.

**AFP Conversion and Indexing Facility (ACIF).** An optional feature of PSF for z/OS that converts a print file into a MO:DCA document, creates an index file for later retrieval and viewing, and retrieves resources used by an AFP document into a separate file.

**AFP Download Plus.** An optional feature of PSF for z/OS that distributes AFP data from a z/OS operating system to an AIX, Windows, Linux, or other z/OS operating system for printing, emailing, or faxing, or to an OnDemand server for archiving.

**AFPDS.** See Advanced Function Presentation data stream.

**AFP Font Collection.** An IBM licensed product that includes a set of utilities, and a single font source for all AFP operating systems.

**AFP printer driver.** A printer driver that runs on a Windows workstation and creates output in AFP format for printing on AFP printers.

**AFP Toolbox.** A product that assists application programmers in formatting printed output. Without requiring knowledge of the AFP data stream, AFP Toolbox provides access to sophisticated AFP functions through a callable C, C++, or COBOL interface.

**AFP Upload.** An optional feature of PSF for z/OS that submits an AFP job to InfoPrint Manager for AIX for printing on any printer supported by PSF for z/OS.

**AFP Viewer plug-in.** A program that runs on a Windows workstation and displays files in AFP format from a Web browser.

**AFP Workbench Viewer.** A product that displays AFP and ASCII files at a Windows workstation in the same format they are printed.

**AIX.** See Advanced Interactive Executive.

**all-points addressability (APA).** The capability to address, reference, and position text, overlays, and images at any defined position or picture element on the printable area of the paper. This capability depends on the ability of the hardware to address and to display each picture element.

**all-points addressable (APA).** Pertaining to addressing, referencing, and positioning text, overlays, and images at any defined position or picture element on the printable area of the paper.

**American Standard Code for Information Interchange (ASCII).** A standard code used for information exchange among data processing systems, data communication systems, and associated equipment. ASCII uses a coded character set consisting of 7-bit coded characters. See also Extended Binary Coded Decimal Interchange Code.

**APA.** See all-points addressability or all-points addressable.

**application program.** A program used to communicate with stations in a network, enabling users to perform application-oriented activities.

**ASCII.** See American Standard Code for Information Interchange.

**auxiliary data set.** In AFP printing, a data set that contains job header, data set header, job trailer, or message data. See also print data set.

## C

**channel-attached.** Pertaining to the attachment of devices directly by input/output channels to a host processor. See also SNA-attached and TCP/IP-attached.

**CICS.** See Customer Information Control System.

**client.** A software program or computer that requests access to data, services, programs, and resources from a server. See also server and host.

**CMR.** See color management resource.

**coexistence.** The ability of two or more entities to function in the same system or network.

**colon hexadecimal notation.** The syntactical representation for a 128-bit integer that consists of eight groups of four hexadecimal numbers, separated by colons. IP addresses can be represented in colon hexadecimal notation. See also dotted decimal notation and host name.

**color management resource (CMR).** An object that provides color management in presentation environments.

**communication-attached.** Pertaining to a device that is SNA-attached and that uses a communication controller. See also local-attached.

**compatibility font.** An AFP raster font designed to emulate the uniformly spaced and fixed-pitch fonts used with line printers.

**Content Manager OnDemand.** An IBM program that you can use to automatically capture, index, archive, search, retrieve, present, and reproduce stored computer-generated documents and other business-related data.

**continuous forms.** A series of connected forms that feed continuously through a printing device. The connection between the forms is perforated so that the user can tear them apart. Before printing, the forms are folded in a stack, with the folds along the perforations. See also cut-sheet paper.

**Customer Information Control System (CICS).** An IBM licensed program that provides online transaction-processing services and management for business applications.

**cut-sheet paper.** Paper that is cut into uniform-size sheets before it is loaded into the printer. See also continuous forms.

## D

**DASD.** See direct access storage device.

**data object resource.** An object container resource or IOCA image resource that is either printer resident or downloaded. Data object resources can be:

- Used to prepare for the presentation of a data object, such as with a resident color profile resource object
- Included in a page or overlay through the Include Object (IOB) structured field; for example, PDF single-page and multiple-page objects, Encapsulated PostScript (EPS) objects, and IOCA images
- Called from within a data object; for example, PDF resource objects

**data set.** The major unit of data storage and retrieval, consisting of a collection of data in one of several prescribed arrangements and described by control information to which the system has access. See also file.

**data stream.** The commands, control codes, data, or structured fields that are transmitted between an application program and a device, such as printer or nonprogrammable display station.

**DCF.** See Document Composition Facility.

**direct access storage device (DASD).** A device that allows storage to be directly accessed, such as a disk drive.

**Distributed Print Function (DPF).** A component of InfoPrint Manager for Windows that can be installed and used to print jobs from PSF.

**document.** (1) A machine-readable collection of one or more objects that represent a composition, a work, or a collection of data. (2) Data that has already been composed into pages and that contains a Begin Document and an End Document structured field.

**Document Composition Facility (DCF).** An IBM licensed program used to format input to a printer.

**dotted decimal notation.** The syntactical representation for a 32-bit integer that consists of four 8-bit numbers written in base 10 and separated by periods (dots). IP addresses can be represented in dotted decimal notation. See also colon hexadecimal notation and host name.

**download.** To transfer data from a computer to a connected device, such as a workstation or a printer. Typically, users download from a large computer to a diskette or fixed disk on a smaller computer or from a system unit to an adapter.

**Download for z/OS.** An optional feature of PSF for z/OS that uses TCP/IP to automatically send data sets from the JES spool, without formatting them, directly to



a PSF for z/OS, InfoPrint Manager, Ricoh ProcessDirector, or OnDemand server.

**DPF.** See Distributed Print Function.

## E

**EBCDIC.** See Extended Binary Coded Decimal Interchange Code.

**electronic form.** A collection of constant data that is electronically composed in the host processor and can be merged with variable data on a page during printing.

**Enterprise Systems Connection (ESCON).** A peripheral interface for an Enterprise Systems Architecture/390 and System z computer. The I/O interface uses ESA/390 logical protocols over a serial interface that configures attached units to a communication fabric.

**ESCON.** See Enterprise Systems Connection.

**Ethernet.** A packet-based networking technology for local area networks (LANs) that supports multiple access and handles contention by using Carrier Sense Multiple Access with Collision Detection (CSMA/CD) as the access method. Ethernet is standardized in the IEEE 802.3 specification.

**Extended Binary Coded Decimal Interchange Code (EBCDIC).** A coded character set of 256 eight-bit characters developed for the representation of textual data. EBCDIC is not compatible with ASCII character coding. See also American Standard Code for Information Interchange.

## F

**file.** (1) A collection of related data that is stored and retrieved by an assigned name. A file can include information that starts a program (program-file object), contains text or graphics (data-file object), or processes a series of commands (batch file). (2) See also data set.

**font.** (1) A family or assortment of characters of a given size and style, for example, 9-point Bodoni modern. A font has a unique name and might have a registry number. (2) A particular type style (for example, Bodoni or Times Roman) that contains definitions of character sets, marker sets, and pattern sets.

**format.** The shape, size, printing requirements, and general makeup of a printed document or presentation display.

**form definition.** An AFP resource object used by PSF that defines the characteristics of the form or printed media, including: overlays to be used, duplex printing,

text suppression, the position of composed-text data on the form, and the number and modifications of a page.

## G

**GDDM.** See Graphical Data Display Manager.

**Graphical Data Display Manager (GDDM).** An IBM computer-graphics system that provides presentation services for host computers, including creating images and page segments for use in AFP applications and processing text and graphics for output on a display, printer, or scanner.

## H

**hardcopy.** A printed copy of machine output in a visually readable form, such as printed reports, documents, and summaries. See also softcopy.

**host.** (1) A computer that is connected to a network and provides an access point to that network. The host can be a client, a server, or both a client and server simultaneously. See also client and server. (2) In TCP/IP, any system that has at least one Internet address associated with it.

**host address.** See Internet Protocol address.

**host name.** The network name given to a computer. Sometimes, host name is used to mean the fully qualified domain name; other times, it is used to mean the most specific subname of a fully qualified domain name. For example, if `mycomputer.city.company.com` is the fully qualified domain name, either of these host names can be used: `mycomputer.city.company.com` or `mycomputer`. See also colon hexadecimal notation and dotted decimal notation.

**host system.** See host.

## I

**i5/OS™.** The IBM licensed program that was used as the operating system for System i® servers. The predecessor to i5/OS was OS/400®. See IBM i.

**IBM i.** The IBM licensed program that is used as the principal operating system for Power Systems™ products. The predecessor to IBM i was i5/OS, which was preceded by OS/400.

**InfoPrint AFP Resource Installer.** An application that runs on a Windows workstation. InfoPrint AFP Resource Installer installs and manages fonts, data objects, and color management resources (CMRs) in resource libraries. It also creates CMRs and associates CMRs with data objects.

**Infoprint Fonts for z/OS.** The outline version of the IBM Expanded Core Fonts. The recommended source of AFP fonts for printing with PSF.

**InfoPrint Manager.** A print management product that runs on an AIX, Linux, or Windows operating system. InfoPrint Manager handles the scheduling, archiving, retrieving, and assembly of a print job and its related resource files. It also tracks the finishing and packaging of the printed product.

**Infoprint Port Monitor.** A program that runs on a Windows workstation and sends a file for printing to Infoprint Server on z/OS.

**InfoPrint ProcessDirector.** A print management product that runs on AIX, Linux, and Windows operating systems. InfoPrint ProcessDirector supports job submission from z/OS host systems by using Download for z/OS and AFP Download Plus and from other systems that use file copying methods or the **lpd** protocol. See also Ricoh ProcessDirector.

**Infoprint Server.** An element of z/OS that supports printing on local printers and remote printers in an Internet Protocol or SNA network. With Infoprint Server, users can submit print requests from remote workstations in an Internet Protocol network, from z/OS UNIX System Services applications, from batch applications, from VTAM applications (such as CICS or IMS), and from SAP R/3.

**installation exit.** The means specifically described in an IBM software product's documentation by which an IBM software product can be modified by a customer's system programmers to change or extend the functions of the IBM software product. Such modifications consist of exit routines written to replace one or more existing modules of an IBM software product, or to add one or more modules or subroutines to an IBM software product.

**Intelligent Printer Data Stream (IPDS).** An all-points-addressable data stream that lets users position text, images, graphics, and bar codes at any defined point on a printed page. IPDS is the strategic AFP printer data stream generated by PSF.

**Internet Protocol (IP).** A protocol that routes data through a network or interconnected networks. This protocol acts as an intermediary between the higher protocol layers and the physical network. See also Transmission Control Protocol and Transmission Control Protocol/Internet Protocol.

**Internet Protocol (IP) address.** A unique address for a device or logical unit on a network that uses the IP standard. See also colon hexadecimal notation, dotted decimal notation, and host name.

**IP.** See Internet Protocol.

**IP address.** See Internet Protocol address.

**IPDS.** See Intelligent Printer Data Stream.

## J

**JCL.** See job control language.

**JES.** See Job Entry Subsystem.

**JES2.** An MVS subsystem that receives jobs into the system, converts them to internal format, selects them for processing, processes their output, and purges them from the system. In an installation with more than one processor, each JES2 processor independently controls its job input, scheduling, and output processing. See also Job Entry Subsystem and JES3.

**JES3.** An MVS subsystem that receives jobs into the system, converts them to internal format, selects them for processing, processes their output, and purges them from the system. In complexes that have several loosely coupled processing units, the JES3 program manages processors so that the global processor exercises centralized control over the local processors and distributes jobs to them by using a common job queue. See also Job Entry Subsystem and JES2.

**JES spool.** A program that performs a peripheral operation, such as printing, while the computer is busy with other work. A common name for the JES2 or JES3 spool.

**job.** One or more documents submitted together in one print request. Since the user can query, release, or cancel one or more of the documents within a job, each document within a job can have a different status.

**job control language (JCL).** A command language that identifies a job to an operating system and describes the job's requirements.

**Job Entry Subsystem (JES).** An IBM licensed program that receives jobs into the system and processes all output data that is produced by jobs. See also JES2 and JES3.

## L

**LAN.** See local area network.

**line data.** Data prepared for printing on a line printer without any data placement or presentation information. Line data can contain carriage-control characters and table-reference characters (TRC) for spacing and font selections. See also record format line data and traditional line data.

**line printer.** A device that prints a line of characters as a unit. See also page printer.

**local area network (LAN).** A network that connects several devices into a limited area (such as a single building or campus) and that can be connected to a larger network.

**local-attached.** Pertaining to an SNA-attached device that does not have a communications controller in its configuration. See also communication-attached.

## M

**migration.** The movement of data when software is upgraded or the data is transferred to a different hardware server or model.

**Mixed Object Document Content Architecture (MO:DCA).** An architected, device-independent data stream for interchanging documents.

**Mixed Object Document Content Architecture for Presentation (MO:DCA-P).** The subset of MO:DCA that defines presentation documents. PSF supports MO:DCA Presentation Interchange Set data streams.

**MO:DCA.** See Mixed Object Document Content Architecture.

**MO:DCA data.** Print data that has been composed into pages. Text-formatting programs (such as DCF) can produce composed text data consisting entirely of structured fields. ACIF or AFP Download Plus can transform line data or XML data to MO:DCA data.

**MO:DCA-P.** See Mixed Object Document Content Architecture for Presentation.

| **MO:DCA IS/1.** See MO:DCA Presentation Interchange Set 1.

| **MO:DCA IS/3.** See MO:DCA Presentation Interchange Set 3.

| **MO:DCA Presentation Interchange Set 1 (MO:DCA IS/1).** A subset of MO:DCA that defines an interchange format for presentation documents.

| **MO:DCA Presentation Interchange Set 3 (MO:DCA IS/3).** A subset of MO:DCA that defines an interchange format for presentation documents. The MO:DCA IS/3 data stream includes structured fields that are not found in MO:DCA IS/1.

**Multiple Virtual Storage (MVS).** An IBM operating system that accesses multiple address spaces in virtual storage.

**MVS.** See Multiple Virtual Storage.

## N

**network.** In data communications, a configuration in which two or more locations are physically connected for the purpose of exchanging data.

**Network Print Facility (NPF).** A feature that routes VTAM, JES2, or JES3 printer output to printers in an Internet Protocol network.

**NPF.** See Network Print Facility.

## O

**object container.** A MO:DCA structure that carries object data, which might or might not be defined by a presentation architecture.

**OGL.** See Overlay Generation Language.

**OpenType font.** An extension of the TrueType font format that adds support for PostScript outlines and more support for international character sets and advanced typographic control.

**overlay.** (1) A resource object that contains predefined presentation data, such as text, image, graphics, and bar code data, that can be merged with variable data on a page or form while printing. (2) The final representation of a collection of predefined presentation data on a physical medium.

**Overlay Generation Language (OGL).** An IBM licensed program used for designing objects (such as lines, boxes, shadings, and irregular shapes) for electronic overlays.

## P

**page.** (1) A collection of data that can be printed on one side of a sheet of paper or a form. (2) A data stream object delimited by a Begin Page structured field and an End Page structured field. A page can contain presentation data such as text, image, graphics, and bar code data.

**page definition.** An AFP resource object used by PSF that defines the rules for transforming line data and XML data into MO:DCA data and text controls, such as width of margins and text orientation.

**page printer.** (1) In AFP support, any of a class of printers that accepts composed pages, constructed of composed text and images, among other things. See also line printer. (2) A device that prints one page at a time.

**Page Printer Formatting Aid (PPFA).** An IBM licensed program with which to create and store form definitions and page definitions, which are resource

objects used for print-job management. These stored objects are used to format printed output.

**page segment.** An AFP resource object containing text, image, graphics, or bar code data that can be positioned on any addressable point on a page or an electronic overlay.

**pel.** See picture element.

**physical medium.** A physical entity on which information is presented; for example, a sheet of paper, a roll of paper, microfilm, an envelope, label, or display screen.

**picture element (pel, pixel).** (1) An element of a raster pattern about which a toned area on the photoconductor might appear. When used with a number, "pel" indicates resolution. Examples include 240-pel and 300-pel. (2) The smallest printable or displayable unit that can be displayed. A common measurement of device resolution is picture elements per inch. Typical monitors display between 72 and 96 pixels per inch. Characters and graphics are created by turning pixels on or off.

**PostScript.** A page description language developed by Adobe Systems, Incorporated that describes how text and graphics are presented on printers and display devices.

**PPFA.** See Page Printer Formatting Aid.

**preprinted form.** A sheet of paper containing a preprinted design of constant data on which variable data can be printed.

**presentation device.** A device, such as a printer, that produces character shapes, graphic pictures, images, or bar code symbols on a physical medium.

**print data set.** A data set created by an application program that contains the actual information to be printed and, optionally, some of the data that controls the format of the printing. The types of print data sets are composed text, line format, XML data, and mixed format. See also auxiliary data set and print file.

**Printer Control Language (PCL).** The Hewlett Packard page description language that is used in laser and ink-jet printers.

**Printer Inventory.** In Infoprint Server, a set of files that contain information about printers. The Printer Inventory includes such objects as printer definitions, functional subsystem (FSS) definitions, and job selection rules for IP PrintWay.

**print file.** A file that is created for the purpose of printing data. A print file includes information to be printed and, optionally, some of the data that controls the format of the printing. See also print data set.

**Print Interface.** A component of Infoprint Server that accepts input from remote TCP/IP workstations or from z/OS UNIX System Services printing commands and creates output data sets on the JES spool.

**print job.** One or more documents submitted in the same job to be printed on the same printer.

**Print Services Facility (PSF).** An IBM licensed program that manages and controls the input data stream and output data stream required by supported page printers.

**program temporary fix (PTF).** For System i, System p®, and System z products, a package containing individual or multiple fixes that is made available to all licensed customers. A PTF resolves defects and might provide enhancements.

**protocol.** A set of rules controlling the communication and transfer of data between two or more devices or systems in a communications network.

**PSF.** See Print Services Facility.

**PTF.** See program temporary fix.

## R

**RACF.** See Resource Access Control Facility.

**raster pattern.** A series of picture elements (pels) arranged in scan lines to form an image. The toned or untoned status of each pel creates an image. A digitized raster pattern is an array of bits. The on or off status of each bit determines the toned or untoned status of each pel.

**RAT.** See resource access table.

**record format line data.** A form of line data where each record is preceded by a 10-byte identifier. See also line data.

**resource.** A collection of printing instructions used, in addition to the print data set, to produce the printed output. Resources include coded fonts, font character sets, code pages, page segments, overlays, form definitions, and page definitions.

**Resource Access Control Facility (RACF).** An IBM licensed program that provides for access control by identifying users to the system, verifying users of the system, authorizing access to protected resources, logging unauthorized attempts to enter the system, and logging accesses to protected resources.

**resource access table (RAT).** An array of data that is used to map a resource name specified in the MO:DCA data stream to information used to find and process the resource on a given system.



| **Ricoh ProcessDirector.** A print management product,  
| formerly named InfoPrint ProcessDirector, that runs on  
| AIX, Linux, and Windows operating systems. Ricoh  
| ProcessDirector supports job submission from z/OS  
| host systems by using Download for z/OS and AFP  
| Download Plus and from other systems that use file  
| copying methods or the **lpd** protocol.

## S

**SDLC.** See Synchronous Data Link Control.

**SDSF.** See System Display and Search Facility.

**server.** A software program or a computer that provides services to other software programs or other computers. The program or computer making the request of the server is typically called the client. See also client and host.

**SNA.** See Systems Network Architecture.

**SNA-attached.** Pertaining to a device that is linked to the host system through VTAM or ACF/VTAM and uses an SNA protocol to transfer data. It does not need to be physically connected to the host; some printers are attached to a control unit, a communication controller, or both, and they can transfer data over telecommunication lines. For example, an IBM 3825 Page Printer attached to a communication controller that uses the LU 6.2 communication protocol to transfer data to a communication controller is considered an SNA-attached printer. See also channel-attached and TCP/IP-attached.

**softcopy.** One or more files that can be electronically distributed, manipulated, and printed by a user. See also hardcopy.

**Synchronous Data Link Control (SDLC).** A protocol for managing synchronous information transfer over a data link connection.

**System Display and Search Facility (SDSF).** An IBM licensed program that provides a menu-driven, full-screen interface that is used to obtain detailed information about jobs and resources in a system.

**Systems Network Architecture (SNA).** The description of the logical structure, formats, protocols, and operational sequences for transmitting information units through the networks and controlling the configuration and operation of networks. The layered structure of SNA allows the ultimate origins and destinations of information (the users) to be independent of and unaffected by the specific SNA network services and facilities that are used for information exchange.

## T

**TCP.** See Transmission Control Protocol.

**TCP/IP.** See Transmission Control Protocol/Internet Protocol.

**TCP/IP-attached.** Pertaining to a device that is linked to an operating system through an Internet Protocol network and receives data from the system by using an application-layer protocol for IPDS printers. Some TCP/IP-attached printers require the i-data 7913 IPDS Printer LAN Attachment. See also channel-attached and SNA-attached.

**traditional line data.** A form of line data that is prepared for printing on a line printer. See also line data.

**Transmission Control Protocol (TCP).** A communications protocol used in the Internet and in any network that follows the Internet Engineering Task Force (IETF) standards for internetwork protocol. TCP provides a reliable host-to-host protocol in packet-switched communications networks and in interconnected systems of such networks. See also Internet Protocol.

**Transmission Control Protocol/Internet Protocol (TCP/IP).** An industry-standard, nonproprietary set of communications protocols that provide reliable end-to-end connections between applications over interconnected networks of different types.

**TrueType font.** A font format based on scalable outline technology in which the graphic character shapes are based on quadratic curves. The font is described with a set of tables contained in a TrueType font file.

## U

**Unicode.** A character encoding standard that supports the interchange, processing, and display of text that is written in the common languages around the world, plus some classical and historical texts. For example, the text name for \$ is "dollar sign" and its numeric value is X'0024'. The Unicode standard has a 16-bit character set defined by ISO 10646.

**UNIX.** A highly portable operating system that features multiprogramming in a multiuser environment. The UNIX operating system was originally developed for use on minicomputers, but has been adapted for mainframes and microcomputers. The AIX operating system is IBM's implementation of the UNIX operating system.

**UNIX System Services.** See z/OS UNIX System Services.

## V

### **Virtual Telecommunications Access Method (VTAM).**

An IBM licensed program that controls communication and the flow of data in an SNA network. It provides single-domain, multiple-domain, and interconnected network capability.

**VTAM.** See Virtual Telecommunications Access Method.

## W

**Workbench Viewer.** See AFP Workbench Viewer.

## X

**XML data.** Data identified with the Extensible Markup Language (XML), which is a standard metalanguage for defining markup languages that is based on Standard Generalized Markup Language (SGML). For printing on page printers, a page definition is required to provide the data placement and presentation information. The XML data processed by PSF can be encoded in EBCDIC, ASCII, UTF-8 or UTF-16.

## Z

**zFS.** See z/OS File System.

**z/OS.** An IBM mainframe operating system that uses 64-bit real storage.

| **z/OS File System (zFS).** A type of file system that  
| resides in a Virtual Storage Access Method (VSAM)  
| linear data set (LDS). zFS contains files and directories  
| that can be used by z/OS UNIX System Services to  
| provide data access over IP networks.

| **z/OS Font Collection.** A base element of z/OS V2R1  
| that contains a comprehensive set of fonts, including  
| AFP outline fonts, AFP raster fonts, and WorldType  
| fonts (TrueType and OpenType fonts).

**z/OS UNIX System Services.** An element of z/OS that creates a UNIX environment which conforms to the XPG4 UNIX 1995 specifications and provides two open systems interfaces on the z/OS operating system: an application program interface (API) and an interactive shell interface.

---

## Bibliography

This bibliography lists the titles of publications containing additional information about PSF, AFP, the z/OS operating system, InfoPrint Manager, Ricoh ProcessDirector, and related products.

The titles and order numbers might change from time to time. To verify the current title or order number, consult your IBM marketing representative.

You can obtain many of the publications listed in this bibliography from the AFP Consortium, <http://www.afpcinc.org>, and the z/OS printing software web page: [http://www.ibm.com/systems/z/zos/printsoftware/supportmanuals\\_ww.html](http://www.ibm.com/systems/z/zos/printsoftware/supportmanuals_ww.html)

You can obtain InfoPrint Manager and Ricoh ProcessDirector publications from the Ricoh Production Print Information Center: <http://rpp.ricoh-usa.com/help/index.jsp>

---

## Advanced Function Presentation (AFP)

<b>Publication</b>	<b>Order Number</b>
<i>AFP Toolbox User's Guide</i>	S544-5292
<i>Guide to Advanced Function Presentation</i>	G544-3876
<i>Overlay Generation Language User's Guide and Reference</i>	S544-3702
<b>Architecture</b>	
<i>Advanced Function Presentation: Programming Guide and Line Data Reference</i>	S544-3884
<i>AFP Consortium: AFP Color Management Architecture (ACMA)</i>	AFPCC
<i>Bar Code Object Content Architecture Reference</i>	AFPC-0005
<i>Color Management Object Content Architecture Reference</i>	AFPC-0006
<i>Font Object Content Architecture Reference</i>	S544-3285
<i>Graphics Object Content Architecture for Advanced Function Presentation Reference</i>	AFPC-0008
<i>Image Object Content Architecture Reference</i>	AFPC-0003
<i>Intelligent Printer Data Stream Reference</i>	AFPC-0001
<i>Mixed Object Document Content Architecture Reference</i>	AFPC-0004
<i>Presentation Text Object Content Architecture Reference</i>	SC31-6803
<b>Fonts</b>	
<i>IBM AFP Fonts: Font Samples</i>	S544-3792
<i>IBM AFP Fonts: Font Summary for AFP Font Collection</i>	S544-5633
<i>IBM Infoprint Fonts: Font Summary</i>	G544-5846
<i>Using OpenType Fonts in an AFP System</i>	G544-5876
<i>z/OS Font Collection</i>	GA32-1048

---

## Print Management

<b>Publication</b>	<b>Order Number</b>
<i>InfoPrint Manager for AIX: Getting Started</i>	G550-1061
<i>InfoPrint Manager for AIX: Introduction and Planning Guide</i>	G550-1060
<i>InfoPrint Manager for AIX: Procedures</i>	G550-1066
<i>InfoPrint Manager for Linux: Getting Started</i>	G550-20263
<i>InfoPrint Manager for Linux: Introduction and Planning Guide</i>	G550-20262
<i>InfoPrint Manager for Linux: Procedures</i>	G550-20264
<i>InfoPrint Manager for Windows: Getting Started</i>	G550-1072
<i>InfoPrint Manager for Windows: Introduction and Planning Guide</i>	G550-1071
<i>InfoPrint Manager for Windows: Procedures</i>	G550-1073
<i>InfoPrint Manager: Reference</i>	S550-1052
<i>InfoPrint Manager: Publications</i>	SK4T-4017
<i>Ricoh ProcessDirector for AIX: Planning and Installing</i>	G550-1045
<i>Ricoh ProcessDirector for AIX: Publications</i>	GK4T-4011
<i>Ricoh ProcessDirector for Linux: Planning and Installing</i>	G550-1042
<i>Ricoh ProcessDirector for Linux: Publications</i>	GK4T-4007
<i>Ricoh ProcessDirector for Windows: Planning and Installing</i>	G550-1365
<i>Ricoh ProcessDirector for Windows: Publications</i>	GK4T-4107



---

# Index

## A

accessibility 35  
ACIF feature 13  
Advanced Function Presentation  
  *See* AFP  
AFP  
  Conversion and Indexing Facility  
  feature 13  
  Download Plus feature 13  
  managing printing with PSF 4  
  Printer Driver 15  
  printing, components of 2  
  Resource Installer 21  
  Toolbox 15  
  understanding 1  
  Upload feature 14  
  Viewer plug-in 16  
  Workbench 16  
archiving and printing data scenario 24  
assistive technologies 35

## B

benefits of PSF 6  
black and white printing with color  
  fidelity 31

## C

capabilities of PSF  
  formatting and media 7  
  new 6  
centralized production output printing  
  scenario 23  
CICS or IMS data printing scenario 27  
color printing scenario 31  
Compatibility Fonts feature 14  
compatibility, software 10  
components of AFP printing 2  
considerations  
  performance 11  
  TCP/IP attachment 10  
Content Manager OnDemand 16

## D

data streams on JES spool 3  
DCF 16  
DesignPro Tools for AFP 21  
disability 35  
distributed printing options 5  
Document Composition Facility 16  
Download for z/OS feature 14

## E

examples of using PSF 23

## F

features, PSF for z/OS 13  
fonts  
  Compatibility Fonts 14  
  TrueType fonts printing scenario 30  
  z/OS Font Collection 20  
formatting capabilities 7

## G

Graphical Data Display Manager  
(GDDM) 17

## H

hardware requirements for PSF 8

## I

Infoprint  
  Server 17  
  Transform Products for z/OS 19  
  XT for z/OS 19  
InfoPrint AFP Resource Installer 21  
InfoPrint Manager 21  
Intelligent Printer Data Stream (IPDS) 2

## J

JES spool, data streams on 3

## K

keyboard 35

## L

LAN-based printing scenario 26  
limitations 10  
line data stream 3

## M

managing printing with PSF 4  
media capabilities 7  
MO:DCA IS/3 compliant printing  
  scenario 32  
MO:DCA-P data stream 2

## N

network printing scenario 27  
new capabilities of PSF 6

## O

OGL 20  
OpenType fonts printing scenario 30  
Overlay Generation Language 20  
overlays, using preprinted form 33  
overview of PSF for z/OS 1

## P

Page Printer Formatting Aid 20  
performance considerations 11  
post processing printing scenario 23  
PPFA 20  
preprinted form overlay scenario 33  
printer communication with PSF 5  
printing  
  archived data scenario 24  
  centralized production output  
  scenario 23  
  CICS or IMS data on network printers  
  scenario 27  
  color scenario 31  
  components of AFP 2  
  formatted output on remote printers  
  scenario 29  
  large documents on LAN-based  
  printers scenario 26  
  MO:DCA IS/3 compliant scenario 32  
  options, distributed 5  
  post processing scenario 23  
  preprinted form overlay scenario 33  
  PSF managing AFP 4  
  resources for 4  
  scenarios 23  
  secure data transmission scenario 25  
  TrueType fonts scenario 30  
  web documents scenario 28  
Printing Services Facility for z/OS  
  *See* PSF for z/OS  
ProcessDirector 22  
PSF for z/OS  
  benefits 6  
  communication between printer 5  
  compatibility 10  
  distributed printing options 5  
  features 13  
  formatting and media capabilities 7  
  hardware requirements 8  
  Intelligent Printer Data Stream  
  (IPDS) 2  
  limitations 10  
  managing AFP printing 4  
  new capabilities 6  
  overview 1  
  performance considerations 11  
  related IBM products 15  
  related software vendor products 21  
  resources for printing 4  
  scenarios for using 23  
  software requirements 8

PSF for z/OS (*continued*)  
  TCP/IP attachment  
    considerations 10  
    understanding 1  
PSF products 3  
publications, related 49

## R

related products  
  IBM 15  
  software vendor products 21  
related publications 49  
remote printing scenario 29  
requirements for PSF  
  hardware 8  
  software 8  
Resource Installer, InfoPrint AFP 21  
resources for printing 4  
Ricoh ProcessDirector 22

## S

scenarios for using PSF 23  
SDSF 20  
secure data transmission scenario 25  
shortcut keys 35  
software requirements for PSF 8  
System Display and Search Facility 20

## T

TCP/IP attachment considerations 10  
TrueType fonts printing scenario 30

## U

understanding AFP and PSF 1  
using PSF, scenarios for 23

## W

web document printing scenario 28

## X

XML data stream 4

## Z

z/OS Font Collection 20





Product Number: 5655-M32

Printed in USA

G550-0430-04

