

IBM i  
Version 7 Release 4

*Availability*  
*High availability overview*



**Note**

Before using this information and the product it supports, read the information in [“Notices” on page 31](#).

This edition applies to IBM i 7.3 (product number 5770-SS1) and to all subsequent releases and modifications until otherwise indicated in new editions. This version does not run on all reduced instruction set computer (RISC) models nor does it run on CISC models.

This document may contain references to Licensed Internal Code. Licensed Internal Code is Machine Code and is licensed to you under the terms of the IBM License Agreement for Machine Code.

© **Copyright International Business Machines Corporation 2002, 2019.**

US Government Users Restricted Rights – Use, duplication or disclosure restricted by GSA ADP Schedule Contract with IBM Corp.

---

# Contents

<b>High availability overview.....</b>	<b>1</b>
What's new for IBM i 7.4.....	1
PDF file for High availability overview.....	2
Benefits of high availability.....	3
Planned outages.....	3
Unplanned outages.....	3
Disaster recovery.....	4
Backup window reduction.....	5
Load balancing.....	6
High availability criteria.....	6
Budget.....	6
Uptime requirements.....	7
Outage coverage.....	7
Recovery time objective (RTO).....	8
Recovery point objective (RPO).....	8
Resilience requirements.....	9
Automated failover and switchover.....	9
Distance requirements.....	10
Number of backup systems.....	10
Access to a secondary copy of the data.....	10
System performance.....	11
Components of high availability.....	11
Application resilience.....	11
Levels of application resiliency.....	12
Data resilience.....	13
Environment resilience.....	15
Simplicity.....	16
IBM PowerHA SystemMirror for i overview.....	16
Comparison of PowerHA data resiliency technologies.....	16
HA Technologies combined.....	26
High availability management.....	26
Related information for High availability overview.....	28
<b>Notices.....</b>	<b>31</b>
Programming interface information.....	32
Trademarks.....	32
Terms and conditions.....	33



---

# High availability overview

*Business continuity* is the capability of a business to withstand outages and to operate important services normally and without interruption in accordance with predefined service-level agreements. To achieve a given level of business continuity that you want, a collection of services, software, hardware, and procedures must be selected, described in a documented plan, implemented, and practiced regularly. The business continuity solution must address the data, the operational environment, the applications, the application hosting environment, and the end-user interface. All must be available to deliver a good, complete business continuity solution.

Business continuity includes disaster recovery (DR) and high availability (HA), and can be defined as the ability to withstand all outages (planned, unplanned, and disasters) and to provide continuous processing for all important applications. The ultimate goal is for the outage time to be less than .001% of total service time. A high availability environment typically includes more demanding recovery time objectives (seconds to minutes) and more demanding recovery point objectives (zero user disruption) than a disaster recovery scenario.

High availability solutions provide fully automated failover to a backup system so that users and applications can continue working without disruption. HA solutions must have the ability to provide an immediate recovery point. At the same time, they must provide a recovery time capability that is significantly better than the recovery time that you experience in a non-HA solution topology.

---

## What's new for IBM i 7.4

Read about new or changed information for the High Availability (HA) technologies topic collection.

### **Copy Services Manager (CSM) functionality enhancements**

Support for CSM for DS8000 Metro Mirror and Global Mirror and HyperSwap with Global Mirror sessions. Currently, there is no support for CSM from within the PowerHA GUI.

### **HyperSwap functionality enhancements**

Improvements and expansion of HyperSwap functionality in PowerHA

- Integrated recovery improvements made to HyperSwap with LUN level switching components.
- HyperSwap functionality with Global Mirror for site resiliency now available via the CSM storage controller support.

Currently, there is no support for HyperSwap with Global Mirror from within the PowerHA GUI.

### **High Availability (HA) cluster policies**

Introducing HA policies to help PowerHA users modify the cluster behavior in their high availability environment. Policies can be classified by the section of the cluster environment they manage, for example, the Cluster Resource Group (CRG), or communications. Currently, there is no support for HA policies from within the PowerHA GUI.

### **Automated management of the Cluster Administrative Domain (CAD)**

The administrative domain HA policies, QCST\_AD\_CREATE, QCST\_AD\_DELETE, and QCST\_AD\_RESTORE enable users to:

- automate the addition of Modified Resource Entries (MREs) across nodes in the administrative domain.
- automate deletion of MRE entries across the nodes in the administrative domain.
- restore MREs in the administrative domain, if required.



## Additional cluster management features

Two additional HA policies assist users with cluster management:

- The CRG HA policy, QCST\_CRG\_CANCEL\_FAILOVER integrates control over the ability to cancel automatic CRG failovers.
- The communication policy, QHA\_COMM\_STRICT\_CERT\_CHECK allows users to change the default security settings between the cluster nodes and storage devices.

## How to see what's new or changed

To help you see where technical changes have been made, this information uses:

- The  image to mark where new or changed information begins.
- The  image to mark where new or changed information ends.


In PDF files, you might see revision bars (|) in the left margin of new and changed information.

To find other information about what's new or changed in this release, see the [Memo to users](#).



## PDF file for High availability overview

---

You can view and print a PDF file of this information.

To view or download the PDF version of this document, select [High availability overview](#) .

You can view or download these related topic collection PDFs:


- [High availability technologies](#)  contains the following topics:
  - IBM® i Clusters technology
  - Advanced node failure detection
  - Cluster administrative domain
  - PowerHA® data replication technologies
  - High-availability management
  - Resource Monitoring and Control
- [Implementing high availability](#)  contains the following topics:
  - Installing IBM PowerHA SystemMirror® for i licensed program (5770-HAS)
  - Uninstalling IBM PowerHA SystemMirror for i licensed program (5770-HAS)
  - Planning your high availability solution
  - Implementing PowerHA
  - Managing PowerHA
  - Troubleshooting your high availability solution

## Saving PDF files

To save a PDF on your workstation for viewing or printing:

1. Right-click the PDF link in your browser.
2. Click the option that saves the PDF locally.
3. Navigate to the directory in which you want to save the PDF.
4. Click **Save**.

## Downloading Adobe Reader

You need Adobe Reader installed on your system to view or print these PDFs. You can download a free copy from the [Adobe Web site \(www.adobe.com/products/acrobat/readstep.html\)](http://www.adobe.com/products/acrobat/readstep.html) .

## Benefits of high availability

---

High availability protects companies from lost revenue if access to data resources and critical business applications are disrupted.

To select a high availability solution, begin by identifying the set of availability issues your organization must address. In a business continuity plan, these issues fit into five basic categories.

### Planned outages

IBM i high availability can reduce the impact to your customers and users whenever you need to take systems or data offline to perform necessary maintenance tasks, such as nightly backups or the installation of new hardware or software.

As a business grows, uptime becomes increasingly important. The maintenance window for your systems can shrink dramatically. Scheduled downtime includes things such as tape backups, application upgrades, and operating system upgrades among other things. How many hours per week can the application be unavailable, and not impact your business? Planned outages are typically the most common event that a high availability solution is used for.

IBM i single system availability focuses on hardware and software concurrent maintenance and hardware redundancy, but there is a limit to what can be done on a single system level. Using IBM i high availability technologies, such as clusters and independent disk pools, you can switch production to a second system or have a second set of data available. These IBM i high availability solutions allow your business to continue while system maintenance is being performed. The impact of planned outages can be minimized using these high availability solutions.

#### Offline Saves to Tape

Saves to tape can be performed from a backup system that has a second copy of the user's data.

#### Application and Operating System fixes or upgrades

A rolling upgrade can be performed to allow fixes or upgrades to be installed. Fixes can be applied to the backup system while the primary system is running production. The workload can then be switched to the backup system and fixes can be applied to the original primary. After the upgrade has finished, production can be switched back to the original primary.

#### Hardware Maintenance

Changes that cannot be handled by concurrent hardware maintenance typically require downtime of the system. Having a high availability solution will allow production to be switched to a backup system and the hardware maintenance performed without impacting the business.

#### Related concepts

##### Outage coverage

What kind of outage is the business trying to protect against? Backup window reduction, planned maintenance, unplanned outages, or site disasters are events to consider when choosing a high availability solution.

#### Related information

[Shortening planned outages](#)

### Unplanned outages

IBM i high availability solutions can provide protection from unplanned outages caused by human error, software problems, hardware failures, and environmental issues.

As a business grows, the protection from unplanned events becomes more critical. Unfortunately, unplanned events cannot be scheduled. The high availability requirement of the business should focus on the time frame that is most important to the business. The cost of being down at the most critical moment

should be considered when selecting which high availability solution will be implemented and how the implementation is done.

Unplanned outages can be categorized by the following:

#### **Human Error**

Unfortunately human error is probably the biggest factor in unplanned outages. Procedures may not be followed correctly, warnings may be missed, education may be lacking, or there even may be communication problems and misunderstandings between groups. These can all lead to unplanned outages which impact the business.

#### **Software Problems**

Application, operating system, middleware, or database complexities can result in unplanned outages. Every business is unique and interaction issues between different software components can cause problems.

#### **Hardware Failure**

At some point in time, mechanical devices will fail. Electrical components are subject to environment changes such as heat, humidity, and electrostatic discharge that can cause premature failure. Cable damage can occur and connections may loosen.

#### **Environmental Issues**

Power failures, network failures and air conditioning can cause a single system to become unavailable. Redundant measures can be taken to help address some of these issues, but there is a limit to what can be done.

Recovery from unplanned outages in a high availability environment is failover to a backup system. While the problem is being diagnosed and fixed, the business can continue to operate on the backup server.

#### **Related concepts**

##### Outage coverage

What kind of outage is the business trying to protect against? Backup window reduction, planned maintenance, unplanned outages, or site disasters are events to consider when choosing a high availability solution.

#### **Related information**

##### Shortening unplanned outages

##### Preventing unplanned outages

##### Recovering recent changes after an unplanned outage

##### Recovering lost data after an unplanned outage

## **Disaster recovery**

Disaster recovery addresses the set of resources, plans, services and procedures to recover and resume mission critical applications at a remote site in the event of a disaster.

As a business grows, recovery from a disaster by tapes at a remote site may not be feasible within the required time defined by the business. Every location, although different has some type of disaster to worry about. Fire, tornadoes, floods, earthquakes, and hurricanes can have far reaching geographical impacts. This drives remote disaster sites to be further and further apart. In some cases industry regulations can also determine the minimum distance between sites.

Some important questions about designing for disasters are:

- What is the monetary impact to the business in case of a disaster?
- How soon can the business be back in production?
- At what point in time can I recover to?
- How much communication bandwidth can I afford?
- What disaster recovery solution is viable based on my distance requirements?



IBM i high availability solutions can be designed around the answers to these questions. This can be anything from making a single site more robust, contracting for use of a machine to restore tapes and run the business, or having a hot, up to date, backup at a remote site which is ready to take over production.

### **Related information**

[Planning disaster recovery](#)

[Recovering your system](#)

## **Backup window reduction**

IBM i high availability solutions can reduce the time your system or services are unavailable during your backups. The time it takes to complete a backup from start to finish is called a backup window. The challenge is to back up everything in the window of time that you have.

The obvious techniques of reducing or eliminating the backup window involve either decreasing the time to perform the backup or decreasing the amount of data backed up. This includes the following:

### **Improved tape technologies**

Faster and denser tape technologies can reduce the total backup time.

### **Parallel saves**

Using multiple tape devices concurrently can reduce backup time by eliminating or reducing serial processing on a single device.

### **Saving to non-removable media**

Saving to media that is faster than removable media, for example directly to direct access storage device (DASD), can reduce the backup window. Data can be migrated to removable media at a later time.

### **Data archiving**

Data that is not needed for normal production can be archived and taken offline. It is brought online only when needed, perhaps for month-end or quarter-end processing. The daily backup window is reduced since the archived data is not included.

### **Saving only changed objects, daily backups exclude objects that have not changed during the course of the day.**

The backup window can be dramatically reduced if the percentage of unchanged objects is relatively high.

Other save window reduction techniques leverage a second copy of the data (real or virtual). These techniques include:

### **Saving from a second system**

Data resilience technologies, such as logical replication, that make available a second copy of the data can be used to shift the save window from the primary copy to the secondary copy. This technique can eliminate the backup window on the primary system. Therefore, it does not affect production since the backup processing is done on a second system.

### **Save while active**

In a single system environment, the data is backed up using save processing while applications may be in production. To ensure the integrity and usability of the data, a checkpoint is achieved that ensures a point-in-time consistency. The object images at the checkpoint are saved, while allowing change operations to continue on the object itself. The saved objects are consistent with respect to one another so that you can restore the application environment to a known state. Save while active may also be deployed on a redundant copy achieved through logical replication. Employing such a technique can enable the save window to be eliminated effectively.

### **IBM System Storage® FlashCopy®**

This technology uses the IBM System Storage function of FlashCopy on an independent disk pool basis. A point-in-time snapshot of the independent disk pool is taken on a single System Storage server. The copy of the independent disk pool is done within the System Storage server, and the host is not aware of the copy. Clustering enables bringing the copy on to the backup system for the purpose of doing saves or other offline processing. Clustering also manages bringing the second system back into the cluster in a nondisruptive fashion. Clustering supports multiple independent disk

pools from the same system or multiple production systems being attached to the storage unit at the same time.

### **Related concepts**

#### Outage coverage

What kind of outage is the business trying to protect against? Backup window reduction, planned maintenance, unplanned outages, or site disasters are events to consider when choosing a high availability solution.

### **Related information**

#### Replication overview

## **Load balancing**

IBM i high availability solutions can be used for load balancing. The most common technologies for workload balancing involve moving work to available resources. Contrast this with common performance management techniques that involve moving resources to work that does not achieve performance goals.

Example workload balancing technologies (each with its own HA implications) are:

### **Front end routers**

These routers handle all incoming requests and then use an algorithm to distribute work more evenly across available servers. Algorithms may be as simple as sequential spreading (round robin) distribution or complex based on actual measured performance.

### **Multiple application servers**

A user distributes work via some predefined configuration or policy across multiple application servers. Typically the association from requester to server is relatively static, but the requesters are distributed as evenly as possible across multiple servers.

### **Distributed, multi-part application**

These applications work in response to end-user requests that actually flow across multiple servers. The way in which the work is distributed is transparent to the user. Each part of the application performs a predefined task and then passes the work on to the next server in sequence. The most common example of this type of workload balancing is a three-tiered application with a back-end database server.

### **Controlled application switchover**

Work is initially distributed in some predetermined fashion across multiple servers. A server may host multiple applications, multiple instances of the same application, or both. If a given server becomes overloaded while other servers are running with excess capacity, the operations staff moves applications or instances of applications with associated data from the overloaded server to the under used server. Workload movement can be manual or automated based on a predetermined policy.

### **Related information**

#### TCP/IP routing and workload balancing

#### Creating peer CRGs

## **High availability criteria**

---

IBM i high availability offers a choice of different technologies for data resiliency and application availability. Each of the different technologies has different characteristics. These characteristics should be matched with the unique requirements of each individual business application. The following parameters should be understood and considered when choosing which data resiliency technique is best for your business.

## **Budget**

Each high availability solution has an associated cost. The cost for the solution must be compared to the benefit achieved for your business. When asked about a high availability solution, most customers will say that they want continuous availability with zero downtime. While this is technically possible, the cost of the protection offered by the solution may be too great.

The basic question behind how much resource should be given to a high availability solution is “What is the cost of an outage?” Backup sites, backup systems, backup copies of the application data have a cost, and an associated benefit for that cost. Until the actual cost of each unit of downtime is known, a true value cannot be assigned to the value of the additional benefit of the high availability solution to the customer.

*Solution cost* is the total cost of ownership which includes the initial cost to procure and deploy the solution, the ongoing costs to use the solution, and any cost/performance impacts. Cost is typically predicated on a thorough business impact analysis. The values are:

- Cost is not a factor.
- Cost has slight bearing on decision.
- Based on outage analysis, the solution cost must be contained within some budget.
- Cost is a significant factor in the decision.
- Unwilling or unable to spend anything on availability solution.

## Uptime requirements

Up-time requirements refers to the total amount of time that the system is available for end-use applications. The value is stated as a percent of total scheduled working hours.

These are the uptime percentages and corresponding downtime values for customers that must be available all the time (24x365).

- Less than 90% (downtime of 876 or more hours (36 days)/year)
- 90 to 95% (downtime of 438 to 876 hours/year)
- 95 to 99% (downtime of 88 to 438 hours/year)
- 99.1 to 99.9% (downtime of 8.8 to 88 hours/year)
- 99.99% (downtime of about 50 minutes/year)
- 99.999% (downtime of about 5 minutes/year)

Typically the cost per outage hour is used as a determining factor in up-time requirements. When talking about unplanned outages, the uptime requirements must be based only off of the scheduled working hours. This means the cost of an outage should be calculated based on the worst possible time.

## Outage coverage

What kind of outage is the business trying to protect against? Backup window reduction, planned maintenance, unplanned outages, or site disasters are events to consider when choosing a high availability solution.

Consideration must be given to the types of outages that you are trying to protect your business from.

### Backup window reduction

In a single system environment, backing up the system is the most common contributor for planned system downtime. As the business need for application uptime increases, the amount of time to backup the data continues to get smaller. A high availability solution can give you the ability to perform offline saves. An offline save is the saving of application data from a backup copy. Each of the data resiliency technologies can offer different benefits for offline saving of data.

### Planned maintenance

Planned maintenance is the time the system must be down to apply application, software, and hardware upgrades. When planned maintenance can no longer be scheduled around the scheduled working hours, a high availability solution can be implemented to allow for offline maintenance. With offline maintenance, the backup system is upgraded first. After the production environment is switched to the newly upgraded system, the old production system is then upgraded.

### Unplanned outages

An unplanned outage is an outage that happens during scheduled working hours and can be due to human error, application/software failures, hardware failures, or utility failures and takes down the

application environment. The high availability solution can switch the production environment to a backup.

### **Site disasters**

A site disaster is typically thought of in terms of a natural disaster, and leads to the requirement of geographic dispersion between the systems in the high availability solution. In addition to natural disasters, there are also events such as chemical spills, terrorist attacks, and city wide loss of power that can impact your business site for a long period of time. The different high availability solutions have different time and distance characteristics. Consideration should be given to recovery time objectives (RTO) and if you need to run normal operations at the remote site, or just a subset of business processes.

Consideration should be given to the amount of disruption a user can tolerate. The application impact can be defined as the following:

- Not an issue. The availability of the application is the primary importance. Performance can be affected as long as availability solution delivers.
- Some performance degradation is acceptable
- Slight degradation in performance
- No perceived performance impact

### **Related concepts**

#### Planned outages

IBM i high availability can reduce the impact to your customers and users whenever you need to take systems or data offline to perform necessary maintenance tasks, such as nightly backups or the installation of new hardware or software.

#### Unplanned outages

IBM i high availability solutions can provide protection from unplanned outages caused by human error, software problems, hardware failures, and environmental issues.

## **Recovery time objective (RTO)**

Recovery time objective (RTO) is the length of time that it takes to recover from an outage (scheduled, unscheduled, or disaster) and resume normal operations for an application or a set of applications.

The recovery time objective may be different for scheduled, unscheduled and disaster recovery outages. Different data resilience technologies will have differing RTO times. Possible values for RTO are:

- More than 4 days is acceptable
- 1 to 4 days
- Less than 24 hour
- Less than 4 hours
- Less than 1 hour
- Approaching zero (near immediate)

## **Recovery point objective (RPO)**

Recovery point objective (RPO) is the point in time relative to the failure to which you need preservation of data. Data changes preceding the failure or disaster by at least this time period are preserved by recovery processing. Zero is a valid value and is equivalent to a "zero data loss" requirement.

RPO values are:

- Last save (weekly, daily, ...)
- Start of last shift (8 hours)
- Last major break (4 hours)
- Last batch of work (1 hour to tens of minutes)
- Last transaction (seconds to minutes)

- In-flight changes may be lost (power loss consistency)
- Zero data loss

## Resilience requirements

The business must identify what it is that needs to be protected when the system hosting the application experiences an outage. The resilience requirements are the set of applications, data and system environments required to be preserved across an outage of the production system. These entities remain available through a failover even when the system currently hosting them experiences an outage.

The business choices are:

- Nothing needs to be made resilient
- Application data
- Application and system data
- Application programs
- Application state
- Application environment
- Preserve all communications and client connections

### Related concepts

#### Application resilience

Application resilience can be classified by the effect to the user. Under an IBM i clustering infrastructure, application resiliency is controlled with an application Cluster Resource Group object (CRG). This CRG provides the mechanism, using an exit program, to control start, stop, restart, and switch of the application to backup systems. The entire application environment, including data replication and switchable devices can be controlled through the clustering infrastructure as a single entity.

#### Data resilience

Data resilience is the availability of the data that is needed in a production environment. There are several technologies, which address the data resilience requirements that are described in the “Benefits of High Availability” section. These technologies can be split into two main categories on IBM i – logical or software replication and hardware or disk replication.

#### Environment resilience

Environment resilience can be broken up into two sections, the physical environment, and the logical environment. The physical environment, which is really part of single system availability, focuses on things such as hardware redundancy, network topology, power infrastructure, and cooling capabilities. The logical environment is the application hosting and execution environment. It includes things like system settings, user profiles and system attributes that allow the user to run the application on multiple servers.

## Automated failover and switchover

The business must define how much control is given up to automation during unplanned outages. IBM i high availability solutions have a customizable level of business interaction in failover processing. In case of a failure, the application can automatically failover to a backup system, including all application environment start.

Some customers want control over the failover processing. In this situation, the system will require a response for failover processing to occur. In a solution where user interaction is needed for failover, the think time (or time taken to make a decision to failover) is directly charged against the recovery time objective. The business must decide how much automation control will be given to the system during failover. The business should not take more time to make the decision to failover to the backup system, than it takes to actually do the failover.

### Related concepts

#### Switchover

## Related information

[Failover](#)

### Distance requirements

Distance between systems, or geographic dispersion, has benefits but is gated by physical and practical limits. For a disaster recovery solution, there are always benefits in having geographic dispersion between the systems. Typically, the greater the distance between the systems, the greater the protection you will have from area wide disasters. However, this distance will come with application environment impacts.

When distance is added to a data replication solution, latency is introduced. Latency is the added time it takes for data to reach the target system. The further the systems are apart, the more latency (time) is added to the data transmission. There are two types of communication transmissions, synchronous and asynchronous.

Synchronous communications for data resiliency requires an acknowledgement from the target system that the data transmission has been received before continuing. This process guarantees no loss of in flight data from the source to the target in case of a failure. However, the latency, or time waiting for the acknowledgement can affect application performance.

Asynchronous communications for data resiliency does not require an acknowledgement from the target system to continue data transmission. Because this mechanism does not wait for a handshake, data sent close to the time of failure may be lost. This is known as *in flight data loss*.

The application, amount of data being sent, and geographic dispersion of the systems, will determine the needed transport mechanism for your high availability solution.

## Related information

[Determine site configuration](#)

### Number of backup systems

Different data resilience technologies offer differing numbers of possible backup systems and copies of application data.

In a two system environment (single backup), planned maintenance will leave your business exposed. If a failure happens during this time frame, you will not have failover capability. In this situation, business continuity can be maintained by adding another backup system. The number of backup systems, and needed data sets will help determine the data resilience technology required for your business.

### Access to a secondary copy of the data

Different data resilience technologies have different restrictions to the backup data set. Access to the backup data set requirements indicates the level of access that is required to secondary copies of the data for other work activity off-loaded from primary copies, such as saves and queries/reports. You should consider the frequency, duration, and what type of access is needed for the backup copy of the data.

Possible requirements can be:

- None
- During non-production periods
- Infrequent but during normal production for short (seconds to minutes) durations
- Infrequent but during normal production for long durations
- Frequently during production for short durations
- Frequently during production for long durations
- Nearly all the time (near continuous)

## Related information

[Backup from a second copy](#)

## System performance

Implementing high availability may have performance implications. The requirements of the business may determine what data resilience technology is required.

Implementing high availability comes with a varying performance overhead. Journaling for logical replication and geographic mirror processing require system resources for normal runtime. In addition, synchronous remote journaling, geographic mirroring in synchronous delivery mode, and metro mirror technologies all run in a synchronous communication mode. This synchronous mode produces a latency based on distance and network topology, which will impact the application environment. The business requirements along with testing will help determine which solution is viable for the customer.

Geographic mirroring also supports an asynchronous delivery mode that may require additional resources such as CPU and main storage.

Switchover and failover processing are not instantaneous and also have an associated overhead. Each technology has different characteristics for bringing a dataset, or entire application environment online for processing.

### Related information

[Managing system performance](#)

[System values: Performance overview](#)

## Components of high availability

---

High availability provides access to critical business applications and data in the event of a disruption in service. IBM i high availability solutions minimize and sometimes eliminate the effect of planned and unplanned outages and site-wide disasters for your business. The basis for IBM i high availability solutions is cluster technology.

A cluster is two or more systems (or operating system images) that share resources and processing and provide backup in the event of an outage. With clustering, high availability is viewed not as a series of identical copies of the same resource across these systems but rather a set of shared resources that continually provide essential services to users and applications.

Clustering does not provide a complete high availability solution all by itself, but it is the key technology on which all IBM i high availability solutions are based. Clustering infrastructure, called cluster resource services, provides the underlying mechanisms for creating and managing multiple systems and their resources as one unified computing entity. Clustering also monitors systems and resources defined in the high availability environment for failures and responds accordingly, depending on the type of outage. Clustering combines hardware and software to reduce the cost and effect of planned and unplanned outages by quickly restoring services when these outages occur. Although not instantaneous, cluster recovery time is rapid.

The following section defines the key components of a high availability solution.

### Related concepts

[IBM PowerHA SystemMirror for i overview](#)

After you determine your business goals and requirements, you need to choose the right IBM i high availability solution that fits your business. IBM PowerHA SystemMirror for i is an IBM product that provides a complete high availability solution for IBM i production environments. It provides data, application, and environment resilience, as well as a management interface, which allows seamless configuration and operation.

## Application resilience

Application resilience can be classified by the effect to the user. Under an IBM i clustering infrastructure, application resiliency is controlled with an application Cluster Resource Group object (CRG). This CRG provides the mechanism, using an exit program, to control start, stop, restart, and switch of the application to back up systems. The entire application environment, including data replication and switchable devices can be controlled through the clustering infrastructure as a single entity.

Application resilience is classified into the following categories.

### **No application recovery**

After an outage, users must manually restart their applications. Based on the state of the data, users determine where to restart processing within the application.

### **Automatic application restart and manual repositioning within applications**

Applications that were active at the time of the outage are automatically restarted through the CRG exit program. The user must still determine where to resume within the application, based on the state of the data.

### **Automatic application restart and semi-automatic recovery**

In addition to the applications automatically restarting, the users are returned to some predetermined “restart point” within the application. The restart point may be, for example, a primary menu within the application. This is normally consistent with the state of the resilient application data, but the user might need to advance within the application to actually match the state of the data. Application changes are needed to save user state data. At sign on, the application detects the state of each user and determines if it needs to recover the application from the last saved state.

### **Automatic application restart and automatic recovery to last transaction boundary**

The user is repositioned within the application to the processing point that is consistent with the last committed transaction. The application data and the application restart point match exactly. This category requires code changes in the application to save user states at the end of each commit cycle so the application knows where each user is in the application in case of a failure.

### **Full application resilience with automatic restart and transparent failover**

In addition to being repositioned to the last committed transaction, the user continues to see exactly the same window with the same data as when the outage occurred. There is no data loss, signon is not required, and there is no perception of loss of server resources. The user perceives only a delay in response time. This category can only be obtained in an application with a client/server relationship.

### **Related concepts**

[Resilience requirements](#)

The business must identify what it is that needs to be protected when the system hosting the application experiences an outage. The resilience requirements are the set of applications, data and system environments required to be preserved across an outage of the production system. These entities remain available through a failover even when the system currently hosting them experiences an outage.

### **Related information**

[Levels of application resiliency](#)

[Making application programs resilient](#)

[Cluster applications](#)

## **Levels of application resiliency**

Application resiliency can be customized to the level of resiliency that your business requires using the features of the IBM i clustering framework.

Recovery Time Objective (RTO) for your business plays directly into the level of application resiliency that is needed. As it is defined in the Components of High Availability topic, there are different levels of application resiliency. These application resiliency levels range from no application recovery, where a system operator must start the application manually, to uninterrupted service, where the user may not even know that an outage even happened. Your business requirements for the application to be available to the user after a failure sets the requirements for how much automation the resilient application must recover in the event of a system failure.

The IBM i clustering framework gives the ability to automate the application recovery for different types of failures. The amount of automation possible depends on the amount of coding to automate manual procedures and the type of application your business is using. To maximize application resiliency, all manual switchover/failover steps must be automated with exit programs, and the application must be a client-server type application where the application availability is separated from the application data availability.



## Data resilience

Data resilience is the availability of the data that is needed in a production environment. There are several technologies, which address the data resilience requirements that are described in the “Benefits of High Availability” section. These technologies can be split into two main categories on IBM i – logical or software replication and hardware or disk replication.

### Logical replication

Logical replication is a widely deployed multisystem data resiliency topology for high availability (HA) in the IBM i space. It is typically deployed through a product that is provided by a high availability independent software vendor (ISV). Replication is run (through software methods) on objects. Changes to the objects (for example file, member, data area, or program) are replicated to a backup copy. The replication is near or in real time (synchronous remote journaling) for all journaled objects. Typically if the object such as a file is journaled, replication is handled at a record level. For such objects as user spaces that are not journaled, replication is handled typically at the object level. In this case, the entire object is replicated after each set of changes to the object is complete.

Most logical replication solutions allow for additional features beyond object replication. For example, you can achieve additional auditing capabilities, observe the replication status in real time, automatically add newly created objects to those being replicated, and replicate only a subset of objects in a given library or directory.

To build an efficient and reliable multisystem HA solution using logical replication, synchronous remote journaling as a transport mechanism is preferable. With remote journaling, IBM i continuously moves the newly arriving data in the journal receiver to the backup server journal receiver. At this point, a software solution is employed to “replay” these journal updates, placing them into the object on the backup server. After this environment is established, there are two separate yet identical objects, one on the primary server and one on the backup server.

With this solution in place, you can rapidly activate your production environment on the backup server by doing a role-swap operation.

A key advantage of this solution category is that the backup database file is live. That is, it can be accessed in real time for backup operations or for other read-only application types such as building reports. In addition, that normally means minimal recovery is needed when switching over to the backup copy.

The challenge with this solution category is the complexity that can be involved with setting up and maintaining the environment. One of the fundamental challenges lies in not strictly policing undisciplined modification of the live copies of objects residing on the backup server. Failure to properly enforce such a discipline can lead to instances in which users and programmers make changes against the live copy so that it no longer matches the production copy. If this happens, the primary and the backup versions of your files are no longer identical.

Another challenge that is associated with this approach is that objects that are not journaled must go through a check point, be saved, and then sent separately to the backup server. Therefore, the granularity of the real-time nature of the process may be limited to the granularity of the largest object being replicated for a given operation.

For example, a program updates a record residing within a journaled file. As part of the same operation, it also updates an object, such as a user space, that is not journaled. The backup copy becomes completely consistent when the user space is entirely replicated to the backup system. Practically speaking, if the primary system fails, and the user space object is not yet fully replicated, a manual recovery process is required to reconcile the state of the non-journaled user space to match the last valid operation whose data was completely replicated.

Logical replication solutions can typically cover all types of outages, depending on the implementation. Recovery point objective (RPO) can be 0 if the distance between systems allows for synchronous remote journaling and all replicated objects are journaled. Using asynchronous remote journaling and having objects that must be replicated from the audit journal increases the RPO.

Another possible challenge that is associated with this approach lies in the latency of the replication process. This refers to the amount of lag time between the time at which changes are made on the source system and the time at which those changes become available on the backup system. Synchronous remote journal can mitigate this to a large extent. Regardless of the transmission mechanism that is used, you must adequately project your transmission volume and size your communication lines and speeds properly to help ensure that your environment can manage replication volumes when they reach their peak. In a high volume environment, replay backlog and latency may be an issue on the target side even if your transmission facilities are properly sized.

### **Hardware replication**

Hardware replication is done at the operating system or disk level instead of at the object level. An advantage of these technologies over logical replication is that the replication is done at a lower level, and when done synchronously, there is a guarantee that both copies of the data are identical. The disadvantage of the technology is that the data is only accessible from one copy, and the second copy cannot be used during active replication.

Within hardware replication, there are again two categories, independent auxiliary storage pool (IASP) replication and full system replication. IBM PowerHA SystemMirror for i delivers several hardware replication technologies based on independent auxiliary storage pools or IASPs. An independent ASP or IASP is a set of disk units, which can be configured separately from a specific host system and can be independently varied on or off. An IASP is used to segregate application data from the operating system. Thus, the application data can be replicated by using hardware replication while not replicating the operating system. The IBM i implementation of IASPs supports both directory objects (such as the integrated file system (IFS)) and library objects (such as database files). While migrating the application data into the IASP is a separate step in setting up the environment, there are several advantages to only replicating the data and not the operating system. Planned and unplanned switches to the backup system are faster than if the entire system is replicated. The backup system contains a separate copy of the OS and can be used for other work while it is also used as a backup system for production. These technologies can be used for planned OS upgrades since there are again two copies of the operating system.

If migrating the application data into an IASP is not feasible, it is also possible to use hardware replication at the system level, typically called full system replication. Geographic mirroring, which is an IBM i replication technology, can be used in an i hosted environment to replicate a production system. The replication technologies that are provided by the IBM storage systems can also be used to replicate an entire system. While easier to initially set up, full system replication does require more bandwidth than IASP-based replication. Full system replication is considered more of a disaster recovery technology than high availability, since there is only one production environment and it must be IPL'd on another physical system for a planned or unplanned outage. There are tools and service agreements available from IBM Lab Services, which helps to automate and customize a full system replication environment if wanted.

### **Related concepts**

#### Comparison of PowerHA data resiliency technologies

*Data resiliency* allows data to remain available to applications and users even though the system that originally hosted the data fails. Choosing the correct set of data resiliency technologies in the context of your overall business continuity strategy can be complex and difficult. It's important to understand the different data resilience solutions that can be used to enhance availability in multiple system environments. You can either choose a single solution or use a combination of these technologies to meet your needs. The following topics compare and contrast the different data resiliency technologies within the PowerHA product.

#### IBM PowerHA SystemMirror for i overview

After you determine your business goals and requirements, you need to choose the right IBM i high availability solution that fits your business. IBM PowerHA SystemMirror for i is an IBM product that provides a complete high availability solution for IBM i production environments. It provides data, application, and environment resilience, as well as a management interface, which allows seamless configuration and operation.

#### Resilience requirements

The business must identify what it is that needs to be protected when the system hosting the application experiences an outage. The resilience requirements are the set of applications, data and system environments required to be preserved across an outage of the production system. These entities remain available through a failover even when the system currently hosting them experiences an outage.

#### **Related information**

[Planning data resiliency](#)

[PowerHA supported storage servers](#)

[Cluster administrative domain](#)

[PowerHA data replication technologies](#)

## **Environment resilience**

Environment resilience can be broken up into two sections, the physical environment, and the logical environment. The physical environment, which is really part of single system availability, focuses on things such as hardware redundancy, network topology, power infrastructure, and cooling capabilities. The logical environment is the application hosting and execution environment. It includes things like system settings, user profiles and system attributes that allow the user to run the application on multiple servers.

### **Physical Environment**

The physical environment consists of single system availability features and the utilities required to adequately maintain a computer operating environment. These single system availability features are key to maintain a high availability environment. The system has many features to protect from hardware failures. The first component to protect is the disk subsystem. RAID 5, RAID 6, RAID 10, and disk mirroring are all offered protection mechanisms. One of these protection mechanisms is basically a requirement for any business.

Another component that should be protected is the network. This includes both redundant network adapters on the system, and multiple paths through the network over redundant network hardware for users and systems to use for communication.

The physical environment also includes the utility services needed to run the computer room. The system provides the capability to run on dual power cords. This means that each tower or rack has two power cables to plug into two different power outlets. This allows a computer room to have different breaker panels feeding each rack or tower. Due to the nature of public utility power, strong consideration should be given to protecting computer room power by an uninterruptible power supply or a generator.

Other considerations must be given to the physical room characteristics such as heating, cooling, air humidity, and air purity.

### **Logical Environment**

The logical environment is the application runtime environment. This consists of the system attributes, system values, network configuration attributes, work management configuration and user profiles. These things must be the same for the application environment to operate the same way on the backup system as it does on the primary production system. Keeping these logical environmental values consistent across multiple systems can be done through a cluster administrative domain, logical replication, or a well defined manual process.

#### **Related concepts**

[Resilience requirements](#)

The business must identify what it is that needs to be protected when the system hosting the application experiences an outage. The resilience requirements are the set of applications, data and system environments required to be preserved across an outage of the production system. These entities remain available through a failover even when the system currently hosting them experiences an outage.

#### **Related information**

[Planning environment resiliency](#)

[Cluster administrative domain](#)

## Simplicity

IBM i high availability addresses the three areas of customization, control, and automation with the goal of operational simplicity.

### Customization

Every customer has a unique environment with unique requirements. The IBM i high availability architecture provides the framework from which each customer may design a solution based on their own application environment to meet their needs.

### Control

The IBM PowerHA SystemMirror for i architecture provides for simple control over your high availability environment. With some level of customization, complete application environment activation, shut down, switchover, and failover is controlled through a simple to use clustering interface. The system operator now becomes the cluster operator.

### Automation

High availability of the customer's production environment requires careful, coordinated operation of all aspects of the application in order to maintain resiliency and to quickly move from one server to another when a primary server goes down. The automation of the environment ensures that the pause in production is as short as possible. A major benefit of the automation capabilities in IBM PowerHA SystemMirror for i is the reduction of user error during failure scenarios. Reduced potential for user error improves the decision making process in case of a failure.

## IBM PowerHA SystemMirror for i overview

---

After you determine your business goals and requirements, you need to choose the right IBM i high availability solution that fits your business. IBM PowerHA SystemMirror for i is an IBM product that provides a complete high availability solution for IBM i production environments. It provides data, application, and environment resilience, as well as a management interface, which allows seamless configuration and operation.

This section compares the technologies available within the IBM PowerHA SystemMirror for i product.

### Related concepts

#### Data resilience

Data resilience is the availability of the data that is needed in a production environment. There are several technologies, which address the data resilience requirements that are described in the “Benefits of High Availability” section. These technologies can be split into two main categories on IBM i – logical or software replication and hardware or disk replication.

#### Components of high availability

High availability provides access to critical business applications and data in the event of a disruption in service. IBM i high availability solutions minimize and sometimes eliminate the effect of planned and unplanned outages and site-wide disasters for your business. The basis for IBM i high availability solutions is cluster technology.

### Related information

#### Managing PowerHA

#### PowerHA data replication technologies

## Comparison of PowerHA data resiliency technologies

*Data resiliency* allows data to remain available to applications and users even though the system that originally hosted the data fails. Choosing the correct set of data resiliency technologies in the context of your overall business continuity strategy can be complex and difficult. It's important to understand the different data resilience solutions that can be used to enhance availability in multiple system environments. You can either choose a single solution or use a combination of these technologies to meet your needs. The following topics compare and contrast the different data resiliency technologies within the PowerHA product.

## Related concepts

### Data resilience

Data resilience is the availability of the data that is needed in a production environment. There are several technologies, which address the data resilience requirements that are described in the “Benefits of High Availability” section. These technologies can be split into two main categories on IBM i – logical or software replication and hardware or disk replication.

## Related information

### PowerHA data replication technologies

### Planning data resiliency

## Switched logical unit

Switched logical units(LUNs) allows data that is stored in the independent disk pool from logical units that are created in an IBM DS8000®, SAN Volume Controller, or Storwize® to be switched between systems providing high availability. Switchable LUNs are a set of disk units in an independent disk pool that is controlled by a device cluster resource group and can be switched between nodes within a cluster. When switched LUNs are combined with IBM i clusters technology, you can create a simple and cost effective high availability solution for planned and some unplanned outages.

A group of systems in a cluster can take advantage of the switchover capability to move access to the switched logical unit pool from system to system. A switchable logical unit must be in an IBM System Storage connected through a storage area network. When the independent disk pool is switched, the logical units within the IBM storage are reassigned from one system to another.

The benefit of using switched LUNs for data resiliency lies in their operational simplicity. The single copy of data is always current, meaning there is no other copy with which to synchronize. No in-flight data, such as data that is transmitted asynchronously, can be lost, and there is minimal performance overhead. Role swapping or switching is relatively straight forward, although you might need to account for the time that is required to vary on the independent disk pool.

Another key benefit of using switched LUNs is zero-transmission latency, which can affect any replication-based technology. The major effort that is associated with this solution involves setting up the direct-access storage device(DASD) configuration, the data, and application structure.

Limitations are also associated with the switched LUN solution. First, there is only one logical copy of the data in the independent disk pool. This can be a single point of failure, although the data should be protected by using RAID 5, RAID 6, RAID 10, or mirroring. The data cannot be concurrently accessed from both hosts. Things such as read access or backup to tape operations cannot be done from the backup system. Certain object types, such as configuration objects, cannot be stored in an independent disk pool. You need another mechanism, such as periodic save and restore operations, cluster administrative domain or logical replication, to ensure that these objects are maintained.

Another limitation involves hardware associated restrictions. An example would be outages that are associated with certain hardware upgrades. The independent disk pool cannot be brought online to a system with a previous release. With this in mind, up-front system environment design and analysis are essential.

## Characteristics of Switched logical units

- All data maintained in the independent disk pool can be switched and made available on backup system.
- No data synchronization issues.
- Single set of data minimizing cost for disk.
- Single point of failure for data in the independent disk pool.
- Single site solution so no DR capability
- Requires IBM System Storage.
- Switchover and failover include vary on time before independent disk pool data available.
- Can be used with the other technologies

See [PowerHA supported storage servers](#) for more information on the storage technologies that are provided by IBM.

### **Related information**

[Switched logical units](#)

[Configuring switched logical units \(LUNs\)](#)

[Managing switched logical units \(LUNs\)](#)

[PowerHA supported storage servers](#)

### **Geographic mirroring**

Geographic mirroring is a function of the IBM i operating system. All the data that is placed in the production copy of the IASP is mirrored to a second IASP on a second, perhaps remote system. The replication is done within the operating system, so this solution can be used with any type of storage. There is both a synchronous and asynchronous version of geographic mirroring. Synchronous geographic mirroring guarantees that the two copies of the data are identical, but has a distance limitation, since the IO transaction will not complete on the source system until the IO has also reached the target system. Asynchronous geographic mirroring has no distance limitation, but if the source side fails unexpectedly, there may be a few seconds of data loss.

The benefits of this solution are essentially the same as the switched LUN solution with the added advantage of providing disaster recovery to a second copy at increased distance. The biggest benefit continues to be operational simplicity. The switching operations are essentially the same as that of the switched LUN solution, except that you switch to the mirror copy of the IASP, making this a straightforward HA solution to deploy and operate. As in the switched LUN solution, objects not in the IASP must be handled by some other mechanism such as administrative domain, and the IASP cannot be brought online to an earlier system. Geographic mirroring also provides real-time replication support for hosted integrated environments such as Microsoft Windows and Linux. This is not generally possible through journal-based logical replication.

Since geographic mirroring replication is within the IBM i operating system, a potential limitation of a geographic mirroring solution is performance impacts in certain workload environments. For synchronous geographic mirroring, when running input/output (I/O) intensive batch jobs, some performance degradation on the primary system is possible. Also, be aware of the increased central processing unit (CPU) overhead that is required to support geographic mirroring.

The backup copy of the independent disk pool cannot be accessed while the data synchronization is in process. For example, if you want to back up to tape from the geographically mirrored copy, you must quiesce operations on the source system and detach the mirrored copy. Then you must vary on the detached copy of the independent disk pool on the backup system, perform the backup procedure, and then reattach the independent disk pool to the original production host. Synchronization of the data that was changed while the independent disk pool was detached will then be performed. Your HA solution is running exposed, meaning there is no up-to-date second data set, while doing the backups and when synchronization is occurring. Geographic mirroring utilizes source and target side tracking to minimize this exposure.

### **Characteristics of geographic mirroring**

- All data maintained in the independent disk pool will be replicated to a second copy of the data on a second system.
- Replication is a function of the IBM i OS so any type of storage can be used.
- The application can be switched to the backup system and operate on the independent disk pool copy.
- Two copies of the data eliminating single point of failure.
- When using synchronous geographic mirroring, both copies of the IASP are guaranteed to be identical. Synchronous geographic mirroring over a distance may impact application performance due to communication latency.
- Second copy of data can be geographically dispersed if using asynchronous geographic mirroring. In the case of an unplanned outage on the source system, a few seconds of data loss is possible.
- Data transmission over 1 to 4 TCP/IP communication lines for throughput and redundancy.

- It is also recommended that a separate line be used for the clustering heartbeat since sharing the heartbeat with data port can cause contention and time outs.
- Offline saves and queries to backup copy of the data while backup dataset is detached.
- Data resiliency not maintained while backup dataset is detached. Data resiliency is resumed after partial or full resynchronization has completed.
- Can be used in conjunction with the IBM i switch LUN technology.
- System performance overhead is associated with running geographic mirroring.
- It is strongly recommended that you configure separate main storage pools or user jobs that access independent disk pools in order to prevent those jobs from contending with other jobs on the system and using more main storage than desired. More specifically, independent disk pool jobs should not use the machine pool or base pool. If independent disk pool jobs use the same memory as jobs that are not accessing the independent disk pools, independent disk pool jobs can monopolize the memory pool, lock out other jobs, and in extreme situations deadlock the system. Exposure for this situation is greater when using geographic mirroring.
- Journalled objects in the independent disk pool will guarantee data update to target system.
- Simple monitoring of mirror process.
- Cost associated with a second set of disk.
- Replication is at a memory page level managed by IBM i.

### **Related information**

[Geographic mirroring](#)

[Planning geographic mirroring](#)

[Configuring geographic mirroring](#)

[Managing geographic mirroring](#)

[Geographic mirroring messages](#)

[Scenario: Geographic mirroring](#)

### **Metro Mirror**

Metro mirroring is a function of the IBM System Storage Server. The data that is stored in IASPs is on disk units that are in the System Storage Server. This solution involves replication at the hardware level to a second storage server that uses IBM System Storage Copy Services. Each storage server is attached to a different IBM i. An IASP is the basic unit of storage for the System Storage Peer-to-Peer Remote Copy (PPRC) function. PPRC provides replication of the IASP to another System Storage Server. IBM i provides a set of functions to combine the PPRC, IASPs, and IBM i cluster resource services for coordinated switchover and failover processing through a device cluster resource group (CRG). You can combine this solution with other System Storage based copy services functions, including switchable LUNs and FlashCopy for save window reduction.

Metro Mirror replication is done synchronously. You must also be aware of the distance limitations and bandwidth requirements that are associated with transmission times as with any solution when synchronous communications are used.

### **Characteristics of Metro Mirror**

- IBM System Storage Server solution that is integrated with PowerHA framework.
- Second copy of data can be geographically dispersed a short to medium distance.
- Two System Storage Servers or two datasets on the same System Storage Server are required.
- Cost is associated with a second set of disk.
- Offline saves and queries possible while replication is suspended or from a point in time copy of the data.
- Data resiliency is not maintained while backup dataset is detached. Data resiliency is resumed after resynchronization has completed.
- Data transmission is a synchronous process. No in-flight data loss is possible.

- Synchronous data replication process might affect application performance if communications bandwidth is not properly sized or if the distance is too great.
- No system overhead to run Metro Mirror, it is handled by the storage server.
- Journaling the objects in the independent disk pool ensures that those changes are forced quickly to disk where they are then replicated to the target system.
- Replication of the independent disk pool data is at the disk sector level between the disks on the two Storage Servers. All objects in the independent disk pool will be synchronized.
- Multiple Fibre Channel communication lines available for redundancy and increased bandwidth.

#### **Related information**

[Metro Mirror](#)

[Planning Metro Mirror](#)

[Configuring Metro Mirror](#)

[Managing Metro Mirror](#)

[Scenario: Metro Mirror](#)

#### **Global Mirror**

Global Mirror uses the same base technology as Metro Mirror except the transmission of data is done in an asynchronous manner. Global Mirror on the DS8000 and with SAN Volume Controller and Storwize system change volumes requires a third set of disks to maintain data consistency.

Because this data transmission is asynchronous, there is no limit to how geographically dispersed the System Storage servers can be from each other.

#### **Characteristics of Global Mirror**

- IBM System Storage Server solution that is integrated with PowerHA cluster framework.
- Second copy of data can be geographically dispersed over potentially large distances.
- Two System Storage Servers are required.
- Two copies of the data on the target System Storage Server are required to ensure consistency of data across distances.
- Offline saves and queries possible from a point in time copy of the data, maintaining data resiliency.
- Data transmission is an asynchronous process. In flight data loss is possible.
- Asynchronous data replication process does not affect application performance.
- Replication of the independent disk pool data is at the disk sector level between the disks on the two Storage Servers. All objects in the independent disk pool will be synchronized.
- Cost is associated with a second and third set of disk.
- No system overhead to run Global Mirror, it is handled by the storage server.
- Journaling the objects in the independent disk pool ensures that those changes are forced quickly to disk where they are then replicated to the target system.
- Multiple Fibre Channel communication lines available for redundancy and increased bandwidth.

#### **Related information**

[Global Mirror](#)

[Planning Global Mirror](#)

[Configuring Global Mirror](#)

[Managing Global Mirror](#)

[Scenario: Global Mirror](#)

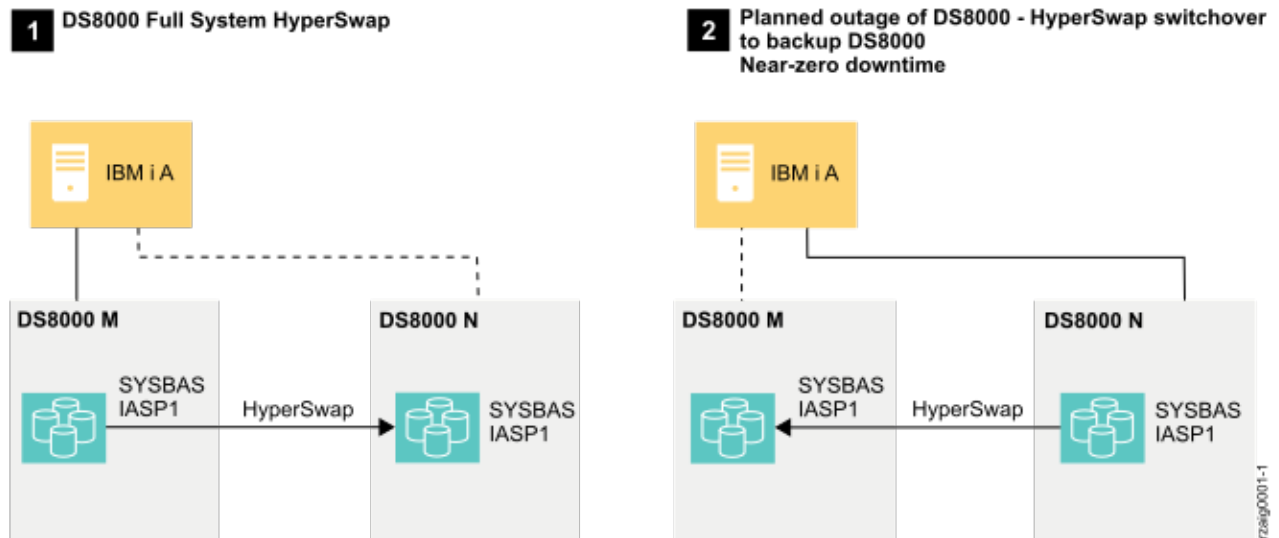
#### **DS8000 Full System HyperSwap**

Full System HyperSwap<sup>®</sup> is a full system solution that allows for logical units that are mirrored between two IBM System Storage DS8000 units. The IBM i may switch the access from the primary DS8000 to the



secondary DS8000 with minimal outage during this time, providing a minimal impact high availability solution.

DS8000 Full System HyperSwap is a single IBM i system solution that uses two IBM System Storage Servers and does not require a cluster. IBM i provides the ability for the system to switch between the DS8000 servers for planned and unplanned storage side outages without losing access to the data during the switch.



Since HyperSwap uses DS8000 Metro Mirror function, data transfer is done synchronously. You must be aware of the same distance limitations, and bandwidth requirements that are associated with transmission times as with any solution when synchronous communications are sent.

### Characteristics of Full System HyperSwap

- Single system solution.
- Single IBM i partition with access to two IBM System Storage Systems.
- Two IBM System Storage Servers that are using IBM System Storage Copy Services Peer-to-Peer Remote Copy (PPRC) Metro Mirror function.
- All disk units that are attached to the IBM i system must be in a Metro Mirror relationship in order for HyperSwap to function.
- Data transfer is synchronous.
- Near-zero downtime for planned storage outages
- Minimal downtime for unplanned storage outages (seconds to minutes)
- Affinity definition to allow automatic switch of storage servers during a PowerVM® Live Partition Mobility (LPM) switch

### Related information

[DS8000 Full System HyperSwap](#)

[Planning for DS8000 Full System HyperSwap](#)

[Configuring DS8000 Full System HyperSwap](#)

[Managing DS8000 Full System HyperSwap](#)

### DS8000 HyperSwap with independent auxiliary storage pools (IASPs)

PowerHA Enterprise Edition supports DS8000 HyperSwap at an IASP level. HyperSwap functions independently for SYSBAS and IASPs. HyperSwap relationships can be configured for SYSBAS logical units only, IASP logical units only, or both.

### Characteristics of DS8000 HyperSwap with IASPs

- Near-zero downtime for planned storage outages

- Minimal downtime for unplanned storage outages (seconds to minutes)
- Planned or unplanned server outages that are handled by switched LUN technology for minimal downtime.
- All disk units that are attached to the IBM i system must be in a Metro Mirror relationship in order for HyperSwap to function.
- Affinity definition to allow automatic switch of storage servers during a PowerVM Live Partition Mobility (LPM) switch
- PowerHA switchover capability for a planned IBM i, firmware, server upgrade, or outage
- PowerHA failover capability for an unplanned IBM i, firmware, server outage

**Related information**

[DS8000 HyperSwap with IASPs](#)

[Planning DS8000 HyperSwap with independent auxiliary storage pools \(IASPs\)](#)

[Configuring DS8000 HyperSwap with independent auxiliary storage pools \(IASPs\)](#)

[Managing DS8000 HyperSwap with independent auxiliary storage pools \(IASPs\)](#)

**Use Case scenario's**

This section is meant to show you the possible scenario's which can be used to bring high availability and disaster recovery to your business.

Sometimes a picture speaks a thousand words. Hopefully these pictures will help you determine which solution will work best for your business.

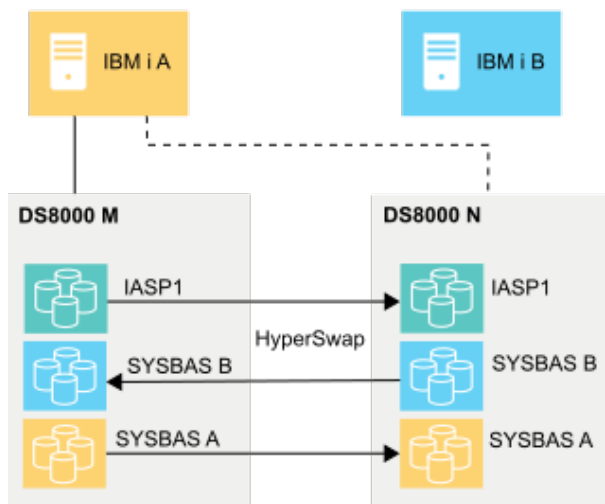
*HyperSwap + LUN switch environment*

Most of our customers that use HyperSwap in an IASP environment combine HyperSwap with the PowerHA logical unit (LUN) switching technology.

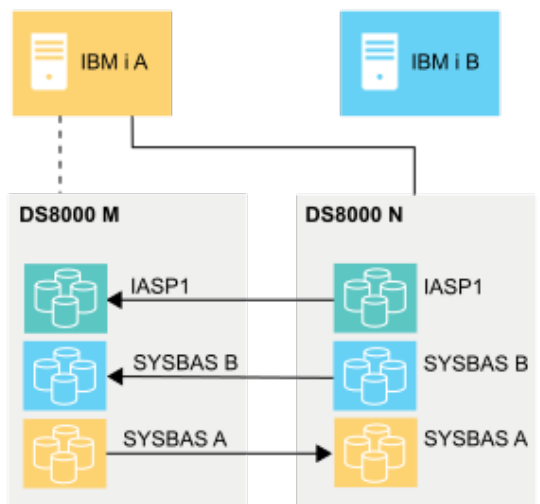
By combining these technologies, customers have

- Near-zero downtime for a planned storage server outage
- Minimal downtime for an unplanned storage server outage (seconds to minutes)
- PowerHA switchover capability for a planned IBM i, firmware, server upgrade, or outage
- PowerHA failover capability for an unplanned IBM i, firmware, server outage

**1 Normal Operation**

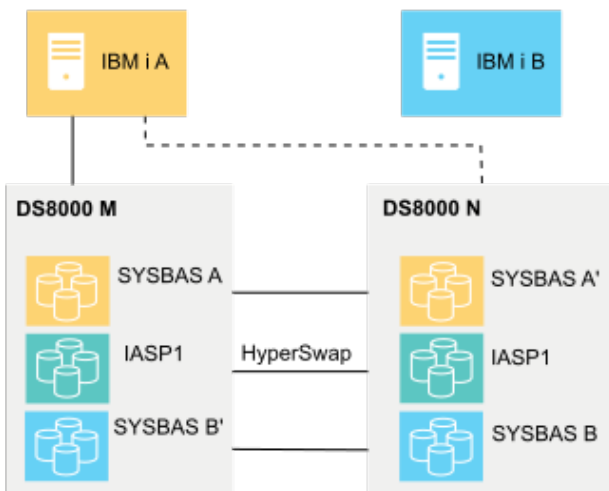


**2 HyperSwap Switchover of IASP1 to secondary DS8000 Near-zero downtime**

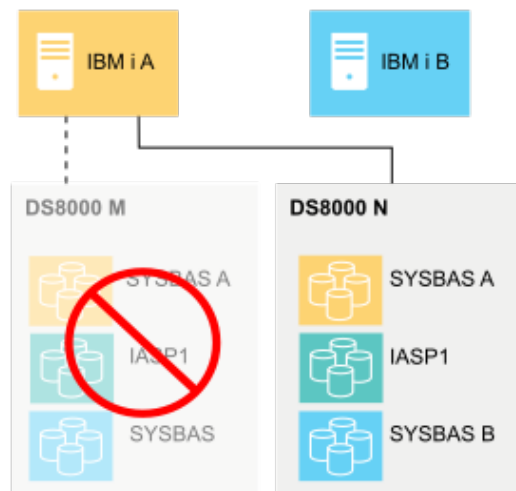


The above diagram represents a combination HyperSwap plus LUN switching environment. If the production DS8000 has a planned outage, a HyperSwap switch can be initiated to the target DS8000 with near zero downtime. This type of switch does not involve switching access of the IASP from IBM i A to IBM i B or a vary off and vary on of the IASP.

**1 Normal Operation**

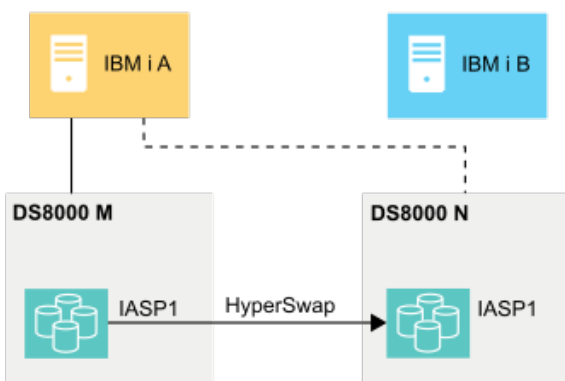


**2 Unplanned HyperSwap failover to secondary DS8000 Minimal downtime**

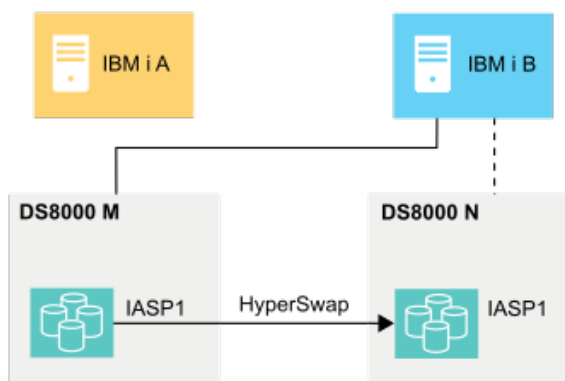


The above diagram represents a combination HyperSwap plus LUN switching environment. If the production DS8000 has an unplanned outage, a HyperSwap failover is automatically initiated to the target DS8000 with minimal downtime (seconds to minutes). This type of switch does not involve switching access of the IASP from IBM i A to IBM i B or a vary off and vary on of the IASP.

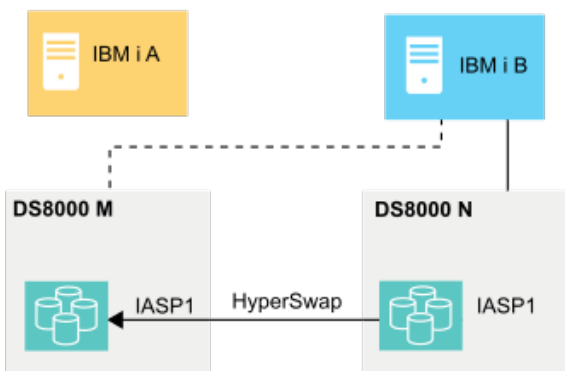
**1 Normal Operation**



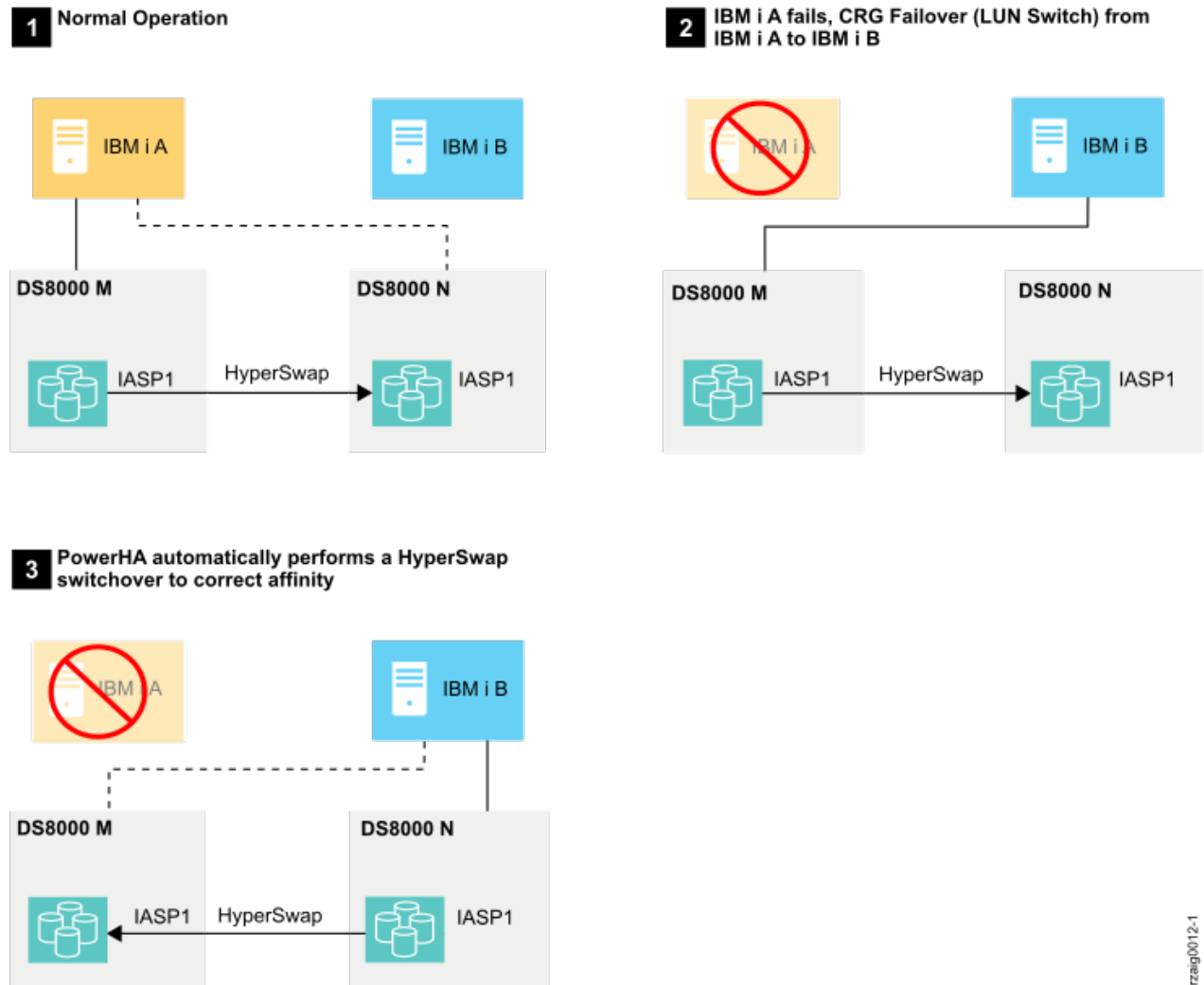
**2 CRG Switchover (LUN Switch) from IBM i A to IBM i B**



**3 PowerHA automatically performs a HyperSwap switchover to correct affinity**



The above diagram represents a combination HyperSwap plus LUN switching environment. If the production partition (IBM i A) has a planned outage, a LUN switch switchover can be initiated to the target partition (IBM i B) with near zero downtime. If affinity has been defined, a HyperSwap switchover would also be initiated to switch data access from the production DS8000 to the target DS8000. This type of switch does involve switching access of the IASP from (IBM i A) to (IBM i B) and a vary off and vary on of the IASP.



The above diagram represents a combination HyperSwap plus LUN switching environment. If the production partition (IBM i A) has an unplanned outage, a LUN switch failover is automatically initiated to the target partition (IBM i B) with minimal downtime. If affinity has been defined, a HyperSwap switchover would also be initiated to switch data access from the production DS8000 to the target DS8000. This type of switch does involve switching access of the IASP from (IBM i A) to (IBM i B) and a vary off and vary on of the IASP.

Since HyperSwap and LUN switching are local technologies, these technologies would not protect against a site outage.

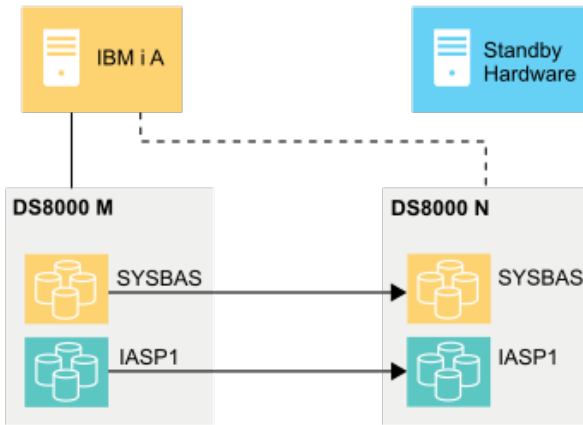
*HyperSwap + Affinity environment*

Affinity can be defined with or without a LUN switch environment.

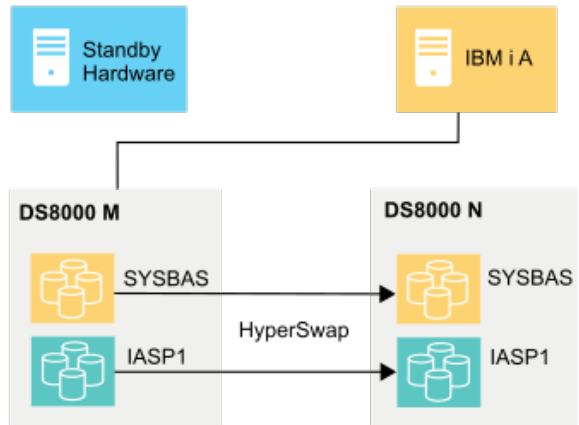
Affinity ensures that on either a live partition mobility switch or a LUN switch, the IO is performed on the storage server with the best affinity to the Power® server hosting the IBM i partition.

rzaig0012-1

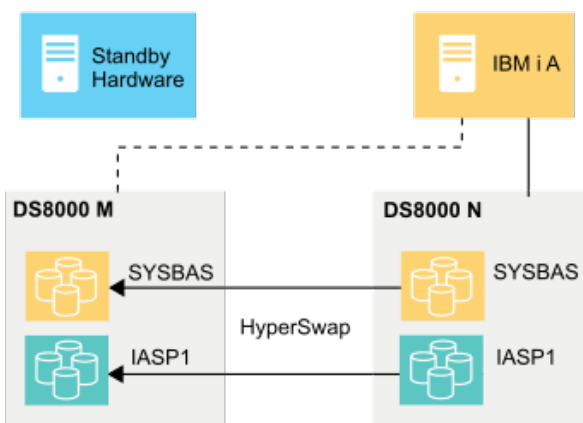
### 1 Normal Operation



### 2 After LPM, there is an I/O performance penalty



### 3 Automatic HyperSwap switchover to eliminate the penalty



In the above picture, a HyperSwap environment is set up from the IBM i A partition to the storage on DS8000 M and DS8000 N. When live partition mobility is used to make the partition active on the standby hardware in **2**, the data can still be accessed through DS8000 M, which is a further distance away and might result in a performance penalty on each IO. Affinity can be defined such that DS8000 M is associated with the POWER® server on the left side, and DS8000 N is associated with the server on the right side. Then, as shown in **3**, as part of the live partition mobility switch, the HyperSwap relationship will also be reversed so that the data is now accessed from DS8000 N.

#### Adding FlashCopy

The FlashCopy technology can also be used in conjunction with HyperSwap.

By adding FlashCopy, a separate point in time copy of the IASP can be created and varied on to another IBM i partition, allowing for offline backups.

#### FlashCopy

FlashCopy is a function of the IBM System Storage server. FlashCopy provides a fast point in time copy of the data, which can be brought online on a separate partition or system. This copy can be used for offline backups or for populating data to a development or test system. FlashCopy can be used with any of the other data resiliency technologies included in PowerHA, or can be used separately.

#### Characteristics of FlashCopy

- IBM System Storage server technology, which is integrated within the PowerHA framework.

rzsig0008-1

- Provides a fast point in time copy for use in offline backups.
- Not a high availability technology by itself since it is a point in time copy.
- Requires extra disk storage to create the copy on the same storage server as the source copy.

### **Related information**

[FlashCopy](#)

## **HA Technologies combined**

Most of the technologies available in PowerHA can be combined to provide a higher level of availability and protection against more outage types.

Following are some examples:

- Some customers have internal storage on one system and external storage on another. Geographic mirroring can be used to replicate between internal and external storage. On the system with external storage, switched logical units can be configured to provide local protection against server outages, and then asynchronous geographic mirroring can provide protection against storage outages and disaster recovery.
- Switched logical units can also be combined with either Metro Mirror or Global Mirror to provide local protection against server outages and replication to a remote site for storage outages and disaster recovery.
- FlashCopy can be combined with any technology on external storage to provide a point in time copy that is used for backups or for populating development or test systems.

### **DS8000 HyperSwap and Global Mirror**

Using Global Mirror together with HyperSwap for site mobility

HyperSwap combined with LUN level switching in IASPs provides protection against hardware or software failures but does not ensure recovery from a full-site outage or disaster. When HyperSwap (with or without LUN level switching) combines with PowerHA Global Mirror, the ability to switch a site's workload to another site is gained. This ability to switch sites is important for DR planning.

This environment is split into two or more sites, geographically separated and linked through an asynchronous Global Mirror connection. In the event of a storage or IBM i outage, HyperSwap will perform the local switches from one system to the other. In the event of an entire site outage, the Global Mirror connection performs a switch to the second (or another) site. After recovery of the first site, data can be synchronized once more using Global Mirror.

## **High availability management**

To plan, configure, and manage a complete high availability solution requires a set of management tools and offerings. With IBM i systems, several choices exist for high availability management.

Depending on your needs and requirements, high availability management provides graphical interfaces, commands, and APIs that can be used to create and manage your environment. You can also choose to use an IBM business partner application. Each of these choices of high availability management tools has their advantages and limitations.

### **IBM PowerHA SystemMirror for i interfaces**

IBM PowerHA SystemMirror for i, licensed program number (5770-HAS), is an end-to-end high availability offering. When combined with independent auxiliary storage pools (IASPs) and HA Switchable Resources (HASR - Option 41), it enables a complete solution to be deployed via IBM System Storage server or internal disk. PowerHA provides several interfaces to configure and manage high availability solutions and technology.

For more information on the storage technologies that are provided by IBM i, see [PowerHA supported storage servers](#).

The IBM PowerHA SystemMirror for i licensed program provides a graphical interface that allows you to configure and manage a high availability solution. This product also provides corresponding commands and APIs for functions that are related to high availability technologies. With this licensed program, high

availability administrators can create and manage a high availability solution to meet their business needs, using interfaces that fit their skills and preferences. You can also work with multiple interfaces interchangeably, using graphical interfaces for some tasks and commands and APIs for others.

The IBM PowerHA SystemMirror for i licensed program provides the following interfaces:

#### **PowerHA graphical interface**

This graphical interface allows you to easily configure, monitor, and manage your High Availability solution. For customers upgrading from a release prior to 7.2, it combines the simplicity of the High Availability Solutions Manager graphical interface with the flexibility of the Cluster Resource Services graphical interface in a single graphical interface.

#### **PowerHA commands**

These commands allow you to configure and manage your high availability solution via a command-line interface.

#### **PowerHA APIs**

These APIs allow you to work with PowerHA version, and retrieve PowerHA related information.

#### ***PowerHA graphical interface***

The IBM PowerHA SystemMirror for i licensed program provides a graphical interface that allows you to do tasks with IBM i high availability technologies to configure, monitor, and manage a high availability solution.

You can use the PowerHA graphical interface to create and manage clusters, cluster resource groups, device domains, cluster administrative domains, and independent ASPs, all from a single graphical interface.

#### **Related information**

[PowerHA graphical interface](#)

[Implementing PowerHA](#)

#### **Option 41 (HA Switchable Resources)**

Option 41 (HA Switchable Resources) is required when using several IBM i high availability management interfaces and functions require its installation in order to be used.

Option 41 (High Availability Switchable Resources) is required if you plan to use the following interfaces:

- IBM PowerHA SystemMirror for i licensed program.
  - PowerHA graphical interface
  - PowerHA commands
  - PowerHA APIs

Option 41 is also required to create or work with a device domain.

#### **Advanced node failure detection**

Cluster Resource Services can now use Hardware Management Console (HMC) or a Virtual I/O Server (VIOS) partition on an Integrated Virtualization Manager (IVM) managed server to detect when a cluster node fails.

Detection of node failures can be accomplished using a HMC or IVM.

To add advanced node failure detection for HMC with a CIM server or IVM, which uses a CIM server, a cluster node that is configured with a cluster monitor must install the following software.

- IBM i option 33, IBM Portable Application Solutions Environment for i
- 5733-SC1, IBM Portable Utilities for i
- 5733-SC1 option 1, OpenSSH, OpenSSL, zlib
- 5770-UME, IBM Universal Manageability Enablement for i
- HMC version must be V8R8.5.0 or earlier. This is the last version of HMC to support the CIM server.

To add advanced node failure detection for HMC with a representational state transfer (REST) server. A cluster node that is configured with a cluster monitor must have the following software installed.

- IBM i option 33, IBM Portable Application Solutions Environment for i
- IBM i option 3, Extended Base Directory Support
- 5733-SC1, IBM Portable Utilities for i (Only required for initial configuration of a cluster monitor.)
- 5733-SC1 option 1, OpenSSH, OpenSSL, zlib (Only required for initial configuration of a cluster monitor.)
- HMC version must be V8R8.5.0 or later. This is the first version of HMC to support the REST server.
- PowerHA new function cluster monitor HMC REST support PTFs

### **Related information**

[Advanced node failure detection](#)

### **High availability function in the base operating system**

Some cluster CL commands and all Cluster APIs exist in the base IBM i.

### **Cluster commands**

The following cluster commands will remain in QSYS for debugging purposes and for deleting cluster-related objects:

- [Delete Cluster Resource Group \(DLTCRG\) command](#)
- [Dump Cluster Trace \(DMPCLUTRC\) command](#)
- [Change Cluster Recovery \(CHGCLURCY\) command](#)
- [Start Clustered Hash Table Server \(STRCHTSVR\) command](#)
- [End Clustered Hash Table Server \(ENDCHTSVR\) command](#)

### **Cluster APIs**








You can write your own custom application to configure and manage your cluster by using Cluster APIs. These APIs take advantage of the technology provided by cluster resource services provided as a part of IBM i. New enhanced functions are included in the IBM PowerHA SystemMirror for i commands which are provided by the IBM PowerHA SystemMirror for i licensed program.

## **Related information for High availability overview**

---







Product manuals, IBM Redbooks® publications, websites, and other information center topic collections contain information that relates to the High availability topic collection. You also can find related information about implementing independent disk pools, PowerHA technologies, and disaster recovery. You can view or print any of the PDF files.

### **IBM Redbooks**

- [IBM i and IBM Storwize Family: A Practical Guide to Usage Scenarios](#) 
- [IBM i and IBM System Storage: A Guide to Implementing External Disks on IBM i](#) 
- [Implementing PowerHA for IBM i](#) 
- [Introduction to Storage Area Networks](#) 
- [iSeries in Storage Area Networks: A Guide to Implementing FC Disk and Tape with iSeries](#) 
- [PowerHA SystemMirror for IBM i Cookbook](#) 
- [Simple Configuration Example for Storwize V7000 FlashCopy and PowerHA SystemMirror for i](#) 



## Websites

- [High availability with IBM PowerHA](#)  This is the IBM site for High Availability and Clusters for i, UNIX, and Linux.
- [IBM i](#) 
- [IBM PowerHA SystemMirror for i](#) 
- [IBM PowerHA SystemMirror for i wiki](#) 
- [IBM Storage](#) 
- [Power Services](#) 



This IBM site contains the Systems lab services and training that is offered for IBM i.

- [IBM System Storage Interoperation Center \(SSIC\)](#) 
- [IBM Techdocs Library](#) 

This site gives you access to the most current installation, planning, and technical support information available from IBM pre-sales support, and is constantly updated. Look for the latest and greatest technical documents on high availability, independent disk pools, SAP, JD Edwards, etc.

- [Learning Services US](#) 

This is the IBM site for IT product training, custom solutions, and e-Learning. You can search for courses that are offered on clustering and independent disk pools.

- [Performance Management on IBM i](#) 
- [Recommended fixes](#) 

This site provides links to available PTFs for several IBM i products. For PTFs related to high availability, select the topic High Availability: Cluster, IASP, XSM, and Journal.

## Information Center topic collections

- [Availability roadmap](#)
- [High availability overview](#)
- [High availability technologies](#)
- [IBM SAN Volume Controller Knowledge Center](#)
- [IBM Storwize V7000 Knowledge Center](#)
- [IBM Storwize V3700 Knowledge Center](#)
- [IBM DS8000 Knowledge Center](#)
- [Implementing high availability](#)

## Other information

- [Disk management](#)
- [Resource Monitoring and Control \(RMC\)](#)



## Notices

---

This information was developed for products and services offered in the U.S.A.

IBM may not offer the products, services, or features discussed in this document in other countries. Consult your local IBM representative for information on the products and services currently available in your area. Any reference to an IBM product, program, or service is not intended to state or imply that only that IBM product, program, or service may be used. Any functionally equivalent product, program, or service that does not infringe any IBM intellectual property right may be used instead. However, it is the user's responsibility to evaluate and verify the operation of any non-IBM product, program, or service.

IBM may have patents or pending patent applications covering subject matter described in this document. The furnishing of this document does not grant you any license to these patents. You can send license inquiries, in writing, to:

IBM Director of Licensing  
IBM Corporation  
North Castle Drive  
Armonk, NY 10504-1785  
U.S.A.

For license inquiries regarding double-byte (DBCS) information, contact the IBM Intellectual Property Department in your country or send inquiries, in writing, to:

Intellectual Property Licensing  
Legal and Intellectual Property Law  
IBM Japan Ltd.  
1623-14, Shimotsuruma, Yamato-shi  
Kanagawa 242-8502 Japan

The following paragraph does not apply to the United Kingdom or any other country where such provisions are inconsistent with local law: INTERNATIONAL BUSINESS MACHINES CORPORATION PROVIDES THIS PUBLICATION "AS IS" WITHOUT WARRANTY OF ANY KIND, EITHER EXPRESS OR IMPLIED, INCLUDING, BUT NOT LIMITED TO, THE IMPLIED WARRANTIES OF NON-INFRINGEMENT, MERCHANTABILITY OR FITNESS FOR A PARTICULAR PURPOSE. Some states do not allow disclaimer of express or implied warranties in certain transactions, therefore, this statement may not apply to you.

This information could include technical inaccuracies or typographical errors. Changes are periodically made to the information herein; these changes will be incorporated in new editions of the publication. IBM may make improvements and/or changes in the product(s) and/or the program(s) described in this publication at any time without notice.

Any references in this information to non-IBM Web sites are provided for convenience only and do not in any manner serve as an endorsement of those Web sites. The materials at those Web sites are not part of the materials for this IBM product and use of those Web sites is at your own risk.

IBM may use or distribute any of the information you supply in any way it believes appropriate without incurring any obligation to you.

Licensees of this program who wish to have information about it for the purpose of enabling: (i) the exchange of information between independently created programs and other programs (including this one) and (ii) the mutual use of the information which has been exchanged, should contact:

IBM Corporation  
Software Interoperability Coordinator, Department YBWA  
3605 Highway 52 N  
Rochester, MN 55901  
U.S.A.

Such information may be available, subject to appropriate terms and conditions, including in some cases, payment of a fee.

The licensed program described in this document and all licensed material available for it are provided by IBM under terms of the IBM Customer Agreement, IBM International Program License Agreement or any equivalent agreement between us.

Any performance data contained herein was determined in a controlled environment. Therefore, the results obtained in other operating environments may vary significantly. Some measurements may have been made on development-level systems and there is no guarantee that these measurements will be the same on generally available systems. Furthermore, some measurements may have been estimated through extrapolation. Actual results may vary. Users of this document should verify the applicable data for their specific environment.

Information concerning non-IBM products was obtained from the suppliers of those products, their published announcements or other publicly available sources. IBM has not tested those products and cannot confirm the accuracy of performance, compatibility or any other claims related to non-IBM products. Questions on the capabilities of non-IBM products should be addressed to the suppliers of those products.

All statements regarding IBM's future direction or intent are subject to change or withdrawal without notice, and represent goals and objectives only.

This information is for planning purposes only. The information herein is subject to change before the products described become available.

This information contains examples of data and reports used in daily business operations. To illustrate them as completely as possible, the examples include the names of individuals, companies, brands, and products. All of these names are fictitious and any similarity to the names and addresses used by an actual business enterprise is entirely coincidental.

#### COPYRIGHT LICENSE:

This information contains sample application programs in source language, which illustrate programming techniques on various operating platforms. You may copy, modify, and distribute these sample programs in any form without payment to IBM, for the purposes of developing, using, marketing or distributing application programs conforming to the application programming interface for the operating platform for which the sample programs are written. These examples have not been thoroughly tested under all conditions. IBM, therefore, cannot guarantee or imply reliability, serviceability, or function of these programs. The sample programs are provided "AS IS", without warranty of any kind. IBM shall not be liable for any damages arising out of your use of the sample programs.

Each copy or any portion of these sample programs or any derivative work, must include a copyright notice as follows:

© (your company name) (year). Portions of this code are derived from IBM Corp. Sample Programs.

© Copyright IBM Corp. \_enter the year or years\_.

## Programming interface information

---

This High availability overview publication documents intended Programming Interfaces that allow the customer to write programs to obtain the services of IBM i.

## Trademarks

---

IBM, the IBM logo, and [ibm.com](http://ibm.com) are trademarks or registered trademarks of International Business Machines Corp., registered in many jurisdictions worldwide. Other product and service names might be trademarks of IBM or other companies. A current list of IBM trademarks is available on the Web at "[Copyright and trademark information](http://www.ibm.com/legal/copytrade.shtml)" at [www.ibm.com/legal/copytrade.shtml](http://www.ibm.com/legal/copytrade.shtml).

Adobe, the Adobe logo, PostScript, and the PostScript logo are either registered trademarks or trademarks of Adobe Systems Incorporated in the United States, and/or other countries.

Linux is a registered trademark of Linus Torvalds in the United States, other countries, or both.

Microsoft, Windows, Windows NT, and the Windows logo are trademarks of Microsoft Corporation in the United States, other countries, or both.

Other product and service names might be trademarks of IBM or other companies.

## Terms and conditions

---

Permissions for the use of these publications is granted subject to the following terms and conditions.

**Personal Use:** You may reproduce these publications for your personal, noncommercial use provided that all proprietary notices are preserved. You may not distribute, display or make derivative works of these publications, or any portion thereof, without the express consent of IBM.

**Commercial Use:** You may reproduce, distribute and display these publications solely within your enterprise provided that all proprietary notices are preserved. You may not make derivative works of these publications, or reproduce, distribute or display these publications or any portion thereof outside your enterprise, without the express consent of IBM.

Except as expressly granted in this permission, no other permissions, licenses or rights are granted, either express or implied, to the publications or any information, data, software or other intellectual property contained therein.

IBM reserves the right to withdraw the permissions granted herein whenever, in its discretion, the use of the publications is detrimental to its interest or, as determined by IBM, the above instructions are not being properly followed.

You may not download, export or re-export this information except in full compliance with all applicable laws and regulations, including all United States export laws and regulations.

IBM MAKES NO GUARANTEE ABOUT THE CONTENT OF THESE PUBLICATIONS. THE PUBLICATIONS ARE PROVIDED "AS-IS" AND WITHOUT WARRANTY OF ANY KIND, EITHER EXPRESSED OR IMPLIED, INCLUDING BUT NOT LIMITED TO IMPLIED WARRANTIES OF MERCHANTABILITY, NON-INFRINGEMENT, AND FITNESS FOR A PARTICULAR PURPOSE.





