



IBM i
Database
Database troubleshooting

7.1





IBM i

Database

Database troubleshooting

7.1

Note

Before using this information and the product it supports, read the information in "Notices," on page 13.

This edition applies to IBM i 7.1 (product number 5770-SS1) and to all subsequent releases and modifications until otherwise indicated in new editions. This version does not run on all reduced instruction set computer (RISC) models nor does it run on CISC models.

© Copyright IBM Corporation 2002, 2010.

US Government Users Restricted Rights – Use, duplication or disclosure restricted by GSA ADP Schedule Contract with IBM Corp.

Contents

Database troubleshooting	1
What's new for IBM i 7.1	1
PDF file for Database troubleshooting	1
Before you call service	1
System i database frequently asked questions	3
Monitoring database file errors	11

Appendix. Notices	13
Programming interface information	15
Trademarks	15
Terms and conditions	15

Database troubleshooting

Here are the solutions to common questions and problems for DB2® for i.

Note: By using the code examples, you agree to the terms of the “Code license and disclaimer information” on page 11.



What's new for IBM i 7.1

Read about new or significantly changed information for the Database troubleshooting topic collection.

Miscellaneous technical changes have been made.

How to see what's new or changed

To help you see where technical changes have been made, the information center uses:

- The  image to mark where new or changed information begins.
- The  image to mark where new or changed information ends.

In PDF files, you might see revision bars (|) in the left margin of new and changed information.

To find other information about what's new or changed this release, see the Memo to users.

PDF file for Database troubleshooting

You can view and print a PDF file of this information.


To view or download the PDF version of this document, select Database troubleshooting (about 145 KB).

Saving PDF files

To save a PDF on your workstation for viewing or printing:

1. Right-click the PDF link in your browser.
2. Click the option that saves the PDF locally.
3. Navigate to the directory in which you want to save the PDF.
4. Click **Save**.

Downloading Adobe Reader









You need Adobe Reader installed on your system to view or print these PDFs. You can download a free copy from the Adobe Web site (www.adobe.com/products/acrobat/readstep.html) .

Before you call service

Before you call service, follow this checklist. The checklist includes instructions for solving the most common problems with your DB2 for i database.

Proceed through the checklist until you reach a solution or determine that you need to call service. In the event that you need to call service, the checklist can help gather the information that a service person needs.

1. Check the online help and documentation in the IBM® i Information Center.

2. Search for a possible match to your problem from Software Knowledge Base  . The Software Knowledge Base contains information about known problems and answers to frequently asked customer questions.
3. Determine if there is a program temporary fix (PTF), also called a fix, related to your problem. Check Fixes  and see PTF Cover Letters  for a list of cover letters sorted by release, by date, or by fix number. A PTF cover letter provides information about the specific PTF, releases affected, prerequisite and corequisite PTFs, and so on. If you find the PTF that you need, you can obtain it by following the instructions on the Ordering PTFs  Web page. You can order PTFs over the Internet, on Media, through Program Services, or using telephone Voice Support.
4. Debug your program and determine if the problem is in the software supplied by companies other than IBM. If you suspect that the problem is within the non-IBM software, contact the software vendor directly.
5. Find the most recent available level of the database fix pack on the Preventative Service Planning - PSP  Web page.
6. Check the level of your database fix pack (also known as a PTF group) using the Work with PTF Groups (WRKPTFGRP) command `WRKPTFGRP SF99v0r`, where *v* is the version and *r* is the release.
 - If the PTF group is not found and your problem is urgent, proceed to the next step.
 - If the PTF group is not found and your problem is not urgent, order the appropriate PTF group on the Preventative Service Planning - PSP  Web page.
 - If the PTF group is found and it is at the current level, proceed to the next step.
 - If the PTF group is found but it is not at the current level and your problem is urgent, proceed to the next step.
 - If the PTF group is found but it is not at the current level and your problem is not urgent, order the appropriate PTF group on the Preventative Service Planning - PSP  Web page.
7. If you are unable to solve the problem in the previous steps, contact service. You can report your problem online on the Software Service Request  Web page. Be prepared to give the following information:
 - PTF level
 - Job log with details. To obtain this, run the query in DEBUG mode and check JOBLOG. Also save the system settings, SQL packages, and DB monitor data.
 - Details on the action that caused the problem.
 - Resources and work management:
 - QQRYDEGREE and CHGQRYA
 - Memory and MAX ACTIVE settings
 - List of other jobs and programs that are running
 - File statistics:
 - Size of objects
 - Number of rows
 - Number of indexes
 - History of the problem:
 - Performance of application or query before the problem occurred
 - Reproducibility of problem
 - Fixes applied
 - Last upgrade
 - Details about how the problem impacts your business

System i database frequently asked questions

For answers to your DB2 for i and Structured Query Language (SQL) questions, check this database FAQ.

DB2 for i fundamentals

1. What is DB2 for i?
2. Is DB2 for i part of the DB2 family?
3. How does DB2 for i relate to other DB2 products?
4. What level of DB2 for i do I have?
5. Does the system provide any sample databases?
6. How do I install DB2 for i?
7. How do I authorize users to DB2 for i?
8. How do I administer DB2 for i?
9. Can I assign my own long and short names to tables and columns?

Database resources in the IBM i Information Center

1. Where are the DB2 manuals located?
2. I'm having trouble printing a PDF. What should I do?
3. What other resources exist to help me use the information center?

Data sharing and database migration

1. How do I move data between DB2 and other systems?
2. How do I migrate existing databases to DB2 for i?
3. Can I store XML data in DB2 for i?
4. Can I connect from my System i® platform to a DB2 database that is on a platform other than System i?

Query for IBM i

1. How can I find all the queries that accessed a specific file?
2. Does IBM provide any graphical query interfaces for the system?

SQL-based queries

1. How can I join two members of the same table?
2. How can I run SQL statements from a text file?
3. How can I write an SQL query that lists a set of detail records with a total at the bottom?
4. How can I select rows based on the current date in numeric or character fields?
5. Why is my query performing poorly after an upgrade to a newer release of the IBM i operating system?
6. Can I create an alias on a system for a table, view, or physical file that is on another system?
7. When the first member of a multimember database file has the same name as the file, it is the only member of the file that you can access using SQL. How can I access another member using SQL?

SQL messages

1. When are SQL messages displayed?
2. What does the SQL0901 message code mean?
3. Where can I find a listing of SQL messages and codes?

SQL packages

1. What are SQL packages?
2. What are the advantages of using SQL packages?
3. What data is stored in an SQL package?
4. How can I tell what statements are in an SQL package?
5. How can I tell if the SQL package is being used?

Stored procedures

1. How can I view the contents of a result set and the output parameters from a stored procedure call?
2. Can existing RPG or COBOL programs be used as stored procedures?
3. I create a procedure that contains SQL statements that reference user-defined functions. Before calling the procedure, I run a SET PATH statement so the functions are found. Why aren't the functions found when I call the procedure?
4. How do I find out if a stored procedure exists, in what library it exists, and what the attributes of the stored procedure are?

Triggers

1. What is a trigger?
2. Why does my trigger program not work after upgrading the IBM i operating system?
3. Can an SQL trigger access the trigger buffer?

DB2 for i fundamentals

1. What is DB2 for i?

DB2 for i is the relational database manager that is fully integrated into the IBM i product. Because it is integrated, DB2 for i is easy to use and manage. DB2 for i also provides many functions, such as triggers, stored procedures, and dynamic bitmapped indexing, that serve a wide variety of application types. These applications range from traditional host-based applications to client/server solutions to business intelligence applications.

As an interface to DB2 for i, the IBM DB2 Query Manager and SQL Development Kit for i licensed program adds an interactive query and report writing interface, as well as precompilers and tools, to help you write SQL application programs in high-level programming languages. Conforming to the industry standard SQL, the SQL implementation for the IBM i operating system allows you to define, manipulate, query, and control access to your data. It works equally well with IBM i files and SQL tables.

[Back to questions](#)



2. **Is DB2 for i part of the DB2 family?**


Yes. DB2 for i is a product of the DB2 family, which also includes DB2 for z/OS® and DB2 for Linux, UNIX, and Windows.

[Back to questions](#)

3. **How does DB2 for i relate to other DB2 products?**

Each product of the DB2 family has its own unique code base, functions, and SQL syntax. However, there is technology sharing across the DB2 products. To learn about the relationships between the DB2 products, see the following information:

- [Selected common SQL features for developers of portable DB2 applications](#)  contains information about the SQL features available across the DB2 products.
- [Understanding IBM DB2 for i and the DB2 Product Family](#)  explains the position of DB2 for i in the DB2 family, with details about its functions.

- DB2 for i Porting Information  provides guides to help you move data between DB2 products. The porting guides also provide a brief history of the DB2 family.

Back to questions

4. What level of DB2 for i do I have?

If you are using a System i product, you have DB2 for i. The level of DB2 for i is based on the IBM i operating system and is independent of the DB2 versioning scheme. Because DB2 for i is included with the IBM i operating system, the version, release, and modification level of DB2 for i is the same as that of your operating system. This is typically expressed as VxRyMz, where x is the version, y is the release, and z is the modification. If you do not know the version, release, and modification of your operating system, follow these steps:

- a. From System i Navigator, right-click your system.
- b. Select **Properties**.
- c. If it is not already selected, click the **General** tab.

Back to questions

5. Does the system provide any sample databases?

Yes. You can find the sample tables and the system-provided stored procedure to create them in the DB2 for i sample tables of the SQL programming topic collection.

Back to questions

6. How do I install DB2 for i?

You do not need to install DB2 for i. It is included with the IBM i operating system release.

Back to questions

7. How do I authorize users to DB2 for i?

DB2 object access can be controlled by using the SQL GRANT and REVOKE statements, along with IBM i security interfaces. See Securing database files in the Database programming topic collection. System i Navigator can also be used to authorize users. For more information, see Authorizing a user or group using System i Navigator.


Back to questions

8. How do I administer DB2 for i?

You can administer DB2 for i using System i Navigator. Within System i Navigator, there is a tool for working with databases. You can work either from a traditional tree view of your database or from a visual representation of the database objects called *Database Navigator*. For details about using Database Navigator, see Mapping your database.

Back to questions

9. Can I assign my own long and short names to tables and columns?

Yes. See Co-existing with "long" SQL table and column names  for instructions.

Back to questions

Database resources in the IBM i Information Center

1. Where are the DB2 manuals located?

You can find database manuals by following the PDFs link in the information center navigation tree under the Database category.

Back to questions

2. I'm having trouble printing a PDF. What should I do?

It is suggested that you save PDF files on your workstation for viewing and printing. To save a PDF, follow these steps:

- a. Right-click the PDF link in your browser.
- b. Click the option that saves the PDF locally.

- c. Navigate to the directory in which you want to save the PDF.
- d. Click **Save**.

Back to questions

3. **What other resources exist to help me use the information center?**

See Information center frequently asked questions. This FAQ contains tips for easily using the information center.

Back to questions


Data sharing and database migration

1. **How do I move data between DB2 and other systems?**

You can use the Copy From Import File (CPYFRMIMPF) and Copy To Import File (CPYTOIMPF) commands to import (load) or export (unload) data between systems. See Importing and exporting data between systems for instructions.


Back to questions

2. **How do I migrate existing databases to DB2 for i?**

IBM provides several guides to help you move data into DB2 for i from other databases, such as Oracle and SQL Server. For these guides, see DB2 for i Porting Information .

Back to questions

3. **Can I store XML data in DB2 for i?**

Yes. See the XML Extender Administration and Programming  manual for tutorials on how to set up a database using provided sample data, how to map SQL data to an XML document, how to store XML documents in the database, and how to search and extract data from the XML documents.

Back to questions

4. **Can I connect from my System i platform to a DB2 database that is on a platform other than System i?**

Yes. You can learn more in User FAQs of the Distributed database programming topic collection.

Back to questions

Query for IBM i



1. **How can I find all the queries that accessed a specific file?**

You can follow these steps to produce a report of all the queries containing the file name:

- a. Copy the code in "Example: Finding the queries that accessed a specific file" on page 10, replacing &LIBRARY and &FILE with your library and file names.
- b. Create the command FFINQ using the Create Command (CRTCMD) command.
- c. Specify GETQRYPRM as the program to process the command.

Back to questions

2. **Does IBM provide any graphical query interfaces for the system?**

Yes. The graphical query interface software provided for the system includes the DB2 Query Management Facility  and the DB2 Web Query Tool .

Back to questions

SQL-based queries

1. **How can I join two members of the same table?**

You can join two members of the same table by creating an alias for one of the members and joining them using the alias. To create an alias using SQL, see Creating and using ALIAS names or Creating database objects.

Back to questions

2. How can I run SQL statements from a text file?

You can run SQL statements from a text file using the Run SQL Statements (RUNSQLSTM) command. Or, you can use Run SQL Scripts from System i Navigator to run a text file on your PC or in the integrated file system. See Querying your database by running SQL scripts.

Back to questions

3. How can I write an SQL query that lists a set of detail records with a total at the bottom?

You can use a UNION operation to append the total as a row at the end of the list of items, as illustrated in the following example:

```
SELECT 'ITEM' AS ROWTYPE, PARTID, PRICE
  FROM PART
UNION
SELECT 'TOTAL' AS ROWTYPE, 0 AS PARTID, SUM( PRICE ) AS PRICE
  FROM PART
ORDER BY ROWTYPE, PARTID
```

To make sure that the total row is at the end of the result set, you must include the Order By clause.


Back to questions

4. How can I select rows based on the current date in numeric or character fields?

The SQL CurDate function returns a date value, which cannot be directly compared to a number or an unformatted character value. You must do some conversion before the comparison. Use SQL functions to get the year, month, and day of the date as integers, and then create a numeric date in the form YYYYMMDD. See the code in “Example: Selecting records based on the current date” on page 10.

Back to questions

5. Why is my query performing poorly after an upgrade to a newer release of the IBM i operating system?

There can be some query performance problems if you recently upgraded from V4R4 to a newer release or version. See IBM DB2 UDB Query Performance Behavior Changes Since R440  for a possible solution.

Back to questions

6. Can I create an alias on a system for a table, view, or physical file that is on another system?

No. When you create an alias, make sure that the table, view, or physical file for which you create it is on the current system. For more information, see CREATE ALIAS, with some syntax examples.

Back to questions

7. When the first member of a multimember database file has the same name as the file, it is the only member of the file that you can access using SQL. How can I access another member using SQL?

You can create an alias to point at the first member that you want to access.

Example 2: Create an alias named SALES_JANUARY on the JANUARY member of the SALES table. The sales table has 12 members (one for each month of the year).

```
CREATE ALIAS SALES_JANUARY
  FOR SALES(JANUARY)
```

For the complete example in the SQL reference topic collection, see CREATE ALIAS.

Back to questions

SQL messages

1. When are SQL messages displayed?

SQL messages are displayed when DB2 for i returns an error code to the application that uses it. The message text is displayed or logged at run time.

Back to questions

2. What does the SQL0901 message mean?

SQL0901: An SQL system error has occurred. This is the general message for all errors. For more information about SQL0901, see SQL messages and codes.

[Back to questions](#)

3. Where can I find a listing of SQL messages and codes?

You can find a complete list of SQL messages and codes in SQL messages and codes. Or use SQL message finder.

An application can also send the SQL message corresponding to any SQLCODE to the job log by specifying the message ID and the replacement text on the CL commands Retrieve Message (RTVMSG), Send Program Message (SENDPGMMMSG), and Send User Message (SENDUSRMSG).

[Back to questions](#)

SQL packages

1. What are SQL packages?

SQL packages are permanent objects that are used to store information related to prepared SQL statements. They are used by Open Database Connectivity (ODBC) when the Extended Dynamic box is checked on a data source. They are also used by applications that use an API.

[Back to questions](#)

2. What are the advantages of using SQL packages?

Because SQL packages are a shared resource, when a statement is prepared, the information is available to all the users of the package. This saves processing time, especially in a situation when many users are using the same or similar statements. Because SQL packages are permanent, this information is also saved across job initiation and end, and is also saved across system restarting. In fact, SQL packages can be saved and restored on other systems. By comparison, dynamic SQL requires that each user go through the preparatory processing for a particular statement, and this must be done every time the user starts the application.

SQL packages also allow the system to accumulate statistical information about the SQL statements that result in better decisions about how long to keep cursors open internally and how to best process the data needed for the query. This information is shared across users and retained for future use. In the case of dynamic SQL, this information must be gathered by every job and every user.

[Back to questions](#)

3. What data is stored in an SQL package?

The SQL package contains all the necessary information to run the prepared statement. This includes registry of the statement name, the statement text, the internal parse tree for the statement, definitions of all the tables and fields involved in the statement, and the query access plan needed to access the tables at run time.

[Back to questions](#)

4. How can I tell what statements are in an SQL package?

Use the Print SQL Information (PRTSQLINF) command to produce a formatted report that shows the SQL statement and information about the access plan used to access the data.

[Back to questions](#)


5. How can I tell if the SQL package is being used?

Use the Print SQL Information (PRTSQLINF) command to produce a formatted report that shows the SQL statement and information about the access plan used to access the data. Use the database monitor to log information about SQL processing on the system. It includes the name of the package in the SQL summary records. The following statement shows the package, the SQL operation, and the statement text:

```
SELECT qqc103, qqc21, qq1000 from <db monitor file>
```

For ODBC, you can also look in the job log for the message Extended Dynamic has been disabled to determine if ODBC was unable to use an SQL package.

[Back to questions](#)

For more SQL package FAQs, see the DB2 Universal Database™ for iSeries Frequently Asked Questions: Improving Performance with SQL Packages  Web site.

Stored procedures

1. How can I view the contents of a result set and the output parameters from a stored procedure call?

Use Run SQL Scripts to run the procedure in System i Navigator. First, open the Run SQL Scripts window. Then, call the stored procedure using the CALL statement, pass the parameters to the statement, and run the procedure. The parameters are returned to the Result Set tab, and the output parameters are returned to the Messages tab.

[Back to questions](#)

2. Can existing RPG or COBOL programs be used as stored procedures?

Yes. DB2 for i supports external stored procedures, which allows existing high-level programs to be called as stored procedures. The CREATE PROCEDURE statement is used to register these programs as stored procedures.

[Back to questions](#)

3. I create a procedure that contains SQL statements that reference user-defined functions. Before calling the procedure, I run a SET PATH statement so the functions are found. Why aren't the functions found when I call the procedure?

The SET PATH statement must be run before the CREATE PROCEDURE statement. The path for static statements in a precompiled program is determined when the program is created. In the case of CREATE PROCEDURE, an SQL C program is created. Dynamic statements in the procedure use the current path, but the static statements in the procedure use the path that was used at the time of creation. This is also true for the CREATE FUNCTION statement.

[Back to questions](#)

4. How do I find out if a stored procedure exists, in what library it exists, and what the attributes of the stored procedure are?

To see the stored procedures on the system, you need to query the SYSPROCS catalog view. For example:

```
SELECT * from sysprocs where routine_name = 'MYPROC' and routine_schema = 'MYLIB'
```

This checks to see if there is a stored procedure named *myproc* in *mylib*. If you do not know the library, do not include the *routine_schema* part of the search condition in the query. See IBM i catalog tables and views for the definition of all the columns for the SYSPROCS catalog. You might also be interested in the SYSPARMS catalog, which contains the parameter definitions for a procedure.

[Back to questions](#)

Triggers

1. What is a trigger?

A trigger is a set of actions that are run automatically when a specified change or read operation is performed on a specified table or on a specified physical database file. For more information, see Triggering automatic events in your database.

Beginning in V5R1, you can also use SQL triggers. The SQL CREATE TRIGGER statement provides a way for the database management system to actively control, monitor, and manage a group of tables whenever an insert, an update, or a delete operation is performed. The statements specified in the SQL trigger are run each time an SQL insert, update, or delete operation is performed. An SQL trigger can call stored procedures or user-defined functions to perform additional processing when the trigger is run. For more information, see SQL triggers.

[Back to questions](#)

2. Why does my trigger program not work after upgrading the IBM i operating system?

The offset of your record might have changed. For several releases in the past, the offset did not change. It did, however, change for V5R1 and might change in subsequent releases. The easiest solution is to always code your trigger programs to use the offsets and lengths passed in the trigger buffer. For a summary of fields in the trigger buffer, see Trigger buffer field descriptions.

Back to questions

3. Can an SQL trigger access the trigger buffer?

The body of an SQL trigger can use the REFERENCING NEW ROW and REFERENCING OLD ROW clauses to reference the fields in the before and after record images that are stored in the trigger buffer. However, an SQL trigger program cannot reference the trigger buffer directly, nor can it reference the other information in the buffer. For example, the trigger time and trigger event are not available to an SQL trigger.

Back to questions

Example: Finding the queries that accessed a specific file

This example illustrates how to retrieve queries that accessed a specified file.

Note: By using the code examples, you agree to the terms of the “Code license and disclaimer information” on page 11.

```
GETQRY
      PGM          PARM(&LIBRARY &FILE)
      DCL          VAR(&LIBRARY) TYPE(*CHAR) LEN(10)
      DCL          VAR(&FILE) TYPE(*CHAR) LEN(10)
      DCLF         FILE(QTEMP/QRYOBS)
      DLTF         FILE(QTEMP/QRYOBS)
      MONMSG      CPF0000
      DLTF         FILE(QTEMP/&LIBRARY)
      MONMSG      CPF0000
CRTSRCPF FILE(QTEMP/&LIBRARY)
DSPOBJD  OBJ(&LIBRARY/*ALL) OBJTYPE(*QRYDFN) +
          DETAIL(*FULL) OUTPUT(*OUTFILE) +
          OUTFILE(QTEMP/QRYOBS)
      BEGIN: RCVF          /* GET QUERY NAME AND LIBRARY NAME */
              /* IF END OF FILE REACHED, EXIT LOOP          */
              MONMSG CPF0864 EXEC(GOTO EOF)
RTVQMRY  QMRY(&OLDBNM/&ODOBNM) +
          SRCFILE(QTEMP/&LIBRARY) ALWQRYDFN(*ONLY)
          GOTO      CMDLBL(BEGIN)
EOF:     FNDSTRPDM STRING(&FILE) FILE(QTEMP/&LIBRARY)
MBR(*ALL) OPTION(*NONE) PRTMBRLIST(*YES)
          ENDPGM
```

Note: To create an output file in QTEMP, use the Display Object Description (DSPOBJD) command. While in programming development manager (PDM), press CMD18 to change defaults, and change the Compile in Batch option to N. Compile GETQRY. Then set the compile option default back to Y.

```
GETQRYPRM
      PGM          PARM(&LIBRARY &FILE)
      DCL          VAR(&LIBRARY) TYPE(*CHAR) LEN(10)
      DCL          VAR(&FILE) TYPE(*CHAR) LEN(10)
      SBMJOB      CMD(CALL PGM(GETQRY) PARM(&LIBRARY &FILE))
      ENDPGM
```

Compile program GETQRYPRM.

Example: Selecting records based on the current date

This example illustrates how to select records based on the current date in the numeric or character field.

Note: By using the code examples, you agree to the terms of the “Code license and disclaimer information.”

```
Create Table TestDate (
  PKCol    Int           Primary Key,
  DecDate  Decimal( 9,0 ),
  CharDate Char( 8 ) )
```

```
Insert Into TestDate Values ( 1, 20010711, '20010711' )
```

Use this SQL statement to compare against the numeric field:

```
Select *
  From TestDate
  Where DecDate =
        100 * ( 100 * Year( CurDate() ) + Month( CurDate() ) ) +
        Day( CurDate() )
```

Using a Cast expression, you can convert this 8-digit number to a character value, as in the following example:

```
Select *
  From TestDate
  Where CharDate = Cast(
        100 * ( 100 * Year( CurDate() ) + Month( CurDate() ) ) +
        Day( CurDate() ) As Char( 8 ) )
```

Use care when converting a Month() or Day() return value to a character with Cast. If you do not explicitly handle values less than 10, there might be spaces instead of zeros in the result.

Monitoring database file errors

During database file processing, you must monitor error messages so as to correct errors early.

One or more of the following events occur when error conditions are detected:

- Messages can be sent to the program message queue for the program processing the file.
- An inquiry message can be sent to the system operator message queue.
- File errors and diagnostic information can appear to your program as return codes and status information in the file feedback area.

Related concepts:

Monitoring database file errors in a program

Code license and disclaimer information

IBM grants you a nonexclusive copyright license to use all programming code examples from which you can generate similar function tailored to your own specific needs.

SUBJECT TO ANY STATUTORY WARRANTIES WHICH CANNOT BE EXCLUDED, IBM, ITS PROGRAM DEVELOPERS AND SUPPLIERS MAKE NO WARRANTIES OR CONDITIONS EITHER EXPRESS OR IMPLIED, INCLUDING BUT NOT LIMITED TO, THE IMPLIED WARRANTIES OR CONDITIONS OF MERCHANTABILITY, FITNESS FOR A PARTICULAR PURPOSE, AND NON-INFRINGEMENT, REGARDING THE PROGRAM OR TECHNICAL SUPPORT, IF ANY.

UNDER NO CIRCUMSTANCES IS IBM, ITS PROGRAM DEVELOPERS OR SUPPLIERS LIABLE FOR ANY OF THE FOLLOWING, EVEN IF INFORMED OF THEIR POSSIBILITY:

1. LOSS OF, OR DAMAGE TO, DATA;
2. DIRECT, SPECIAL, INCIDENTAL, OR INDIRECT DAMAGES, OR FOR ANY ECONOMIC CONSEQUENTIAL DAMAGES; OR

3. LOST PROFITS, BUSINESS, REVENUE, GOODWILL, OR ANTICIPATED SAVINGS.

SOME JURISDICTIONS DO NOT ALLOW THE EXCLUSION OR LIMITATION OF DIRECT, INCIDENTAL, OR CONSEQUENTIAL DAMAGES, SO SOME OR ALL OF THE ABOVE LIMITATIONS OR EXCLUSIONS MAY NOT APPLY TO YOU.

Appendix. Notices

This information was developed for products and services offered in the U.S.A.

IBM may not offer the products, services, or features discussed in this document in other countries. Consult your local IBM representative for information on the products and services currently available in your area. Any reference to an IBM product, program, or service is not intended to state or imply that only that IBM product, program, or service may be used. Any functionally equivalent product, program, or service that does not infringe any IBM intellectual property right may be used instead. However, it is the user's responsibility to evaluate and verify the operation of any non-IBM product, program, or service.

IBM may have patents or pending patent applications covering subject matter described in this document. The furnishing of this document does not grant you any license to these patents. You can send license inquiries, in writing, to:

IBM Director of Licensing
IBM Corporation
North Castle Drive
Armonk, NY 10504-1785
U.S.A.

For license inquiries regarding double-byte (DBCS) information, contact the IBM Intellectual Property Department in your country or send inquiries, in writing, to:

Intellectual Property Licensing
Legal and Intellectual Property Law
IBM Japan, Ltd.
3-2-12, Roppongi, Minato-ku, Tokyo 106-8711

The following paragraph does not apply to the United Kingdom or any other country where such provisions are inconsistent with local law: INTERNATIONAL BUSINESS MACHINES CORPORATION PROVIDES THIS PUBLICATION "AS IS" WITHOUT WARRANTY OF ANY KIND, EITHER EXPRESS OR IMPLIED, INCLUDING, BUT NOT LIMITED TO, THE IMPLIED WARRANTIES OF NON-INFRINGEMENT, MERCHANTABILITY OR FITNESS FOR A PARTICULAR PURPOSE. Some states do not allow disclaimer of express or implied warranties in certain transactions, therefore, this statement may not apply to you.

This information could include technical inaccuracies or typographical errors. Changes are periodically made to the information herein; these changes will be incorporated in new editions of the publication. IBM may make improvements and/or changes in the product(s) and/or the program(s) described in this publication at any time without notice.

Any references in this information to non-IBM Web sites are provided for convenience only and do not in any manner serve as an endorsement of those Web sites. The materials at those Web sites are not part of the materials for this IBM product and use of those Web sites is at your own risk.

IBM may use or distribute any of the information you supply in any way it believes appropriate without incurring any obligation to you.

Licensees of this program who wish to have information about it for the purpose of enabling: (i) the exchange of information between independently created programs and other programs (including this one) and (ii) the mutual use of the information which has been exchanged, should contact:

IBM Corporation

Software Interoperability Coordinator, Department YBWA
3605 Highway 52 N
Rochester, MN 55901
U.S.A.

Such information may be available, subject to appropriate terms and conditions, including in some cases, payment of a fee.

The licensed program described in this document and all licensed material available for it are provided by IBM under terms of the IBM Customer Agreement, IBM International Program License Agreement, IBM License Agreement for Machine Code, or any equivalent agreement between us.

Any performance data contained herein was determined in a controlled environment. Therefore, the results obtained in other operating environments may vary significantly. Some measurements may have been made on development-level systems and there is no guarantee that these measurements will be the same on generally available systems. Furthermore, some measurements may have been estimated through extrapolation. Actual results may vary. Users of this document should verify the applicable data for their specific environment.

Information concerning non-IBM products was obtained from the suppliers of those products, their published announcements or other publicly available sources. IBM has not tested those products and cannot confirm the accuracy of performance, compatibility or any other claims related to non-IBM products. Questions on the capabilities of non-IBM products should be addressed to the suppliers of those products.

All statements regarding IBM's future direction or intent are subject to change or withdrawal without notice, and represent goals and objectives only.

All IBM prices shown are IBM's suggested retail prices, are current and are subject to change without notice. Dealer prices may vary.

This information is for planning purposes only. The information herein is subject to change before the products described become available.

This information contains examples of data and reports used in daily business operations. To illustrate them as completely as possible, the examples include the names of individuals, companies, brands, and products. All of these names are fictitious and any similarity to the names and addresses used by an actual business enterprise is entirely coincidental.

COPYRIGHT LICENSE:

This information contains sample application programs in source language, which illustrate programming techniques on various operating platforms. You may copy, modify, and distribute these sample programs in any form without payment to IBM, for the purposes of developing, using, marketing or distributing application programs conforming to the application programming interface for the operating platform for which the sample programs are written. These examples have not been thoroughly tested under all conditions. IBM, therefore, cannot guarantee or imply reliability, serviceability, or function of these programs. The sample programs are provided "AS IS", without warranty of any kind. IBM shall not be liable for any damages arising out of your use of the sample programs.

Each copy or any portion of these sample programs or any derivative work, must include a copyright notice as follows:

© (your company name) (year). Portions of this code are derived from IBM Corp. Sample Programs. © Copyright IBM Corp. _enter the year or years_.

If you are viewing this information softcopy, the photographs and color illustrations may not appear.

Programming interface information

This Database troubleshooting publication documents intended Programming Interfaces that allow the customer to write programs to obtain the services of IBM i.

Trademarks

IBM, the IBM logo, and ibm.com are trademarks or registered trademarks of International Business Machines Corp., registered in many jurisdictions worldwide. Other product and service names might be trademarks of IBM or other companies. A current list of IBM trademarks is available on the Web at Copyright and trademark information at www.ibm.com/legal/copytrade.shtml.

Adobe, the Adobe logo, PostScript, and the PostScript logo are either registered trademarks or trademarks of Adobe Systems Incorporated in the United States, and/or other countries.

Linux is a registered trademark of Linus Torvalds in the United States, other countries, or both.

Microsoft, Windows, Windows NT, and the Windows logo are trademarks of Microsoft Corporation in the United States, other countries, or both.

UNIX is a registered trademark of The Open Group in the United States and other countries.

Other company, product, or service names may be trademarks or service marks of others.

Terms and conditions

Permissions for the use of these publications is granted subject to the following terms and conditions.

Personal Use: You may reproduce these publications for your personal, noncommercial use provided that all proprietary notices are preserved. You may not distribute, display or make derivative works of these publications, or any portion thereof, without the express consent of IBM.

Commercial Use: You may reproduce, distribute and display these publications solely within your enterprise provided that all proprietary notices are preserved. You may not make derivative works of these publications, or reproduce, distribute or display these publications or any portion thereof outside your enterprise, without the express consent of IBM.

Except as expressly granted in this permission, no other permissions, licenses or rights are granted, either express or implied, to the publications or any information, data, software or other intellectual property contained therein.

IBM reserves the right to withdraw the permissions granted herein whenever, in its discretion, the use of the publications is detrimental to its interest or, as determined by IBM, the above instructions are not being properly followed.

You may not download, export or re-export this information except in full compliance with all applicable laws and regulations, including all United States export laws and regulations.

IBM MAKES NO GUARANTEE ABOUT THE CONTENT OF THESE PUBLICATIONS. THE PUBLICATIONS ARE PROVIDED "AS-IS" AND WITHOUT WARRANTY OF ANY KIND, EITHER EXPRESSED OR IMPLIED, INCLUDING BUT NOT LIMITED TO IMPLIED WARRANTIES OF MERCHANTABILITY, NON-INFRINGEMENT, AND FITNESS FOR A PARTICULAR PURPOSE.



Printed in USA