

z/OS



# MVS Product Management

*Version 2 Release 1*

**Note**

Before using this information and the product it supports, read the information in "Notices" on page 181.

This edition applies to Version 2 Release 1 of z/OS (5650-ZOS) and to all subsequent releases and modifications until otherwise indicated in new editions.

© **Copyright IBM Corporation 1994, 2013.**

US Government Users Restricted Rights – Use, duplication or disclosure restricted by GSA ADP Schedule Contract with IBM Corp.

---

# Contents

**Figures . . . . . v**

**Tables . . . . . vii**

**About this document . . . . . ix**

Who should use this document . . . . . ix

How this document is organized . . . . . ix

How to use this document. . . . . x

Where to find more information. . . . . x

**How to send your comments to IBM . . . xi**

If you have a technical problem. . . . . xi

**z/OS Version 2 Release 1 summary of changes . . . . . xiii**

**Chapter 1. Usage accounting . . . . . 1**

Overview of usage charges . . . . . 1

Measurement metric . . . . . 2

CPU service unit calculations. . . . . 2

Determining usage . . . . . 2

Usage price structure . . . . . 3

Eligible IBM products . . . . . 3

Usage pricing start-up guidelines . . . . . 5

SMF start-up guidelines . . . . . 5

Guidelines for installations already collecting SMF data . . . . . 6

**Chapter 2. Product registration and enablement. . . . . 17**

Overview of product registration and enablement . . . . . 17

IBM product enablement . . . . . 18

Product registration startup guidelines . . . . . 19

SMF startup guidelines . . . . . 19

Guidelines for installations already collecting smf data . . . . . 20

**Chapter 3. Reporting product information . . . . . 25**

IFAURP overview . . . . . 25

Determining the processors associated with a history file. . . . . 26

What IFAURP does. . . . . 27

IFAURP considerations . . . . . 28

Invoking IFAURP . . . . . 29

IFAURP parameter . . . . . 30

IFAURP DD statements . . . . . 31

IFAURP control statements . . . . . 34

Types of reports . . . . . 49

The IFAURP messages report . . . . . 51

The software usage report . . . . . 53

The software product registration report. . . . . 61

The software summary report . . . . . 65

The software outage report . . . . . 67

The software statistics report . . . . . 69

The time period report . . . . . 71

The valid processor report . . . . . 72

The processor capacity audit report . . . . . 73

IFAURP abend and condition codes . . . . . 75

**Chapter 4. Usage pricing examples . . . 77**

Example 1: Deciding which products to select for measured usage pricing . . . . . 79

Description and analysis of the software usage report generated by Example 1 . . . . . 82

Example 2: Placing a product under the measured usage option . . . . . 83

Description and analysis of the software usage report generated by Example 2 . . . . . 86

Example 3: Identifying non-IBM processors for measured usage . . . . . 88

Example 4: Identifying 9672-Rxx processors for measured usage . . . . . 89

9672-R61 Analysis of the Software Usage Report Generated by Example 4 . . . . . 90

Example 5: Placing an additional product under MULC . . . . . 90

Analysis of the software usage report generated by Example 5 without a BatchPipes exit . . . . . 93

Analysis of the software usage report generated by Example 5 with a BatchPipes exit . . . . . 95

Example 6: Upgrading a processor with MULC products and adding another . . . . . 96

Description and analysis of the software usage report generated by Example 6 . . . . . 99

Example 7: Stopping measured usage on a product . . . . . 100

Description of the software usage report generated by Example 7 before STOP . . . . . 101

Description of the software usage report generated by Example 7 after STOP . . . . . 103

Example 8: Measured usage products under test allowance . . . . . 104

Example 9: Starting measured usage on a Parallel Sysplex . . . . . 104

Description and analysis of the software usage report generated by Example 9 . . . . . 108

Example 10: Adding a measured usage product to a Parallel Sysplex . . . . . 110

Description and analysis of the software usage report generated by Example 10 . . . . . 112

Example 11: Adding or removing processors from a Parallel Sysplex. . . . . 113

Description and analysis of the software usage report generated by Example 11 . . . . . 115

Example 12: Deciding which products to select for S/390 usage pricing charges . . . . . 116

Description and analysis of the software usage report generated by Example 12 . . . . . 121

Example 13: Placing products under S/390 usage pricing charges . . . . .	124
Description and analysis of the software usage report generated by Example 13 . . . . .	128
Example 14: Migrating from MULC to S/390 usage pricing charges . . . . .	131
Description and analysis of the software usage report in Figure 4–15 . . . . .	132
Description and analysis of the software usage report in Figure 4–16 . . . . .	134

**Appendix A. Type-model values for IBM and non-IBM processors . . . . . 137**

Supported IBM processors . . . . .	137
IBM z900 GA3 servers . . . . .	137
IBM S/390 Multiprise 2003 servers . . . . .	137
IBM S/390 Multiprise 3000 servers . . . . .	138
IBM 3000 processors . . . . .	138
IBM 3090 processors . . . . .	138
IBM 4381 processors . . . . .	139
IBM 9021 processors . . . . .	139
IBM 9121 processors . . . . .	140
IBM 9221 processors . . . . .	140
IBM 9672 Clusters . . . . .	140
IBM S/390 Parallel Enterprise Servers . . . . .	141
IBM S/390 Parallel Enterprise Servers - Generation 3 . . . . .	141
IBM S/390 Parallel Enterprise Servers - Generation 4 . . . . .	141
IBM S/390 Parallel Enterprise Servers - Generation 5 . . . . .	142
IBM S/390 Parallel Enterprise Servers - Generation 6 . . . . .	142
IBM z800 Servers . . . . .	143
IBM z890 Servers . . . . .	143
IBM z900 Servers . . . . .	144
IBM z990 servers . . . . .	144
IBM System z9 Business Class (z9 BC) servers . . . . .	145
IBM System z9 Enterprise Class (z9 EC) servers . . . . .	146
IBM System z10 servers . . . . .	148
Supported Amdahl processors . . . . .	149
Amdahl millennium global servers . . . . .	149
Amdahl Omniflex processors . . . . .	153
Amdahl 5890 processors . . . . .	153
Amdahl 5990 processors . . . . .	153
Amdahl 5995 processors . . . . .	154
Supported Hitachi Comparex processors . . . . .	154
Comparex 3090 7/90 processors . . . . .	154
Comparex 3090 8/xx processors . . . . .	155
Comparex 3090 8/8xx processors . . . . .	155
Comparex 3090 9/9xx processors . . . . .	155

Comparex 3090 99/xxx processors . . . . .	156
Comparex 9021 8/8x processors . . . . .	156
Comparex 9021 8/8xx processors . . . . .	156
Comparex 9021 9/xxx processors . . . . .	157
Comparex 9021 99/xxx processors . . . . .	157
Comparex 9021 M2000xxx processors . . . . .	157
Comparex 9672 C2000xxx processors . . . . .	158
Comparex 9672 Trinium processors . . . . .	159
Other supported Hitachi processors . . . . .	160
Hitachi 3090 GX processors . . . . .	160
Hitachi 9021 GX processors . . . . .	160
Hitachi 9021 Skyline processors . . . . .	161
Hitachi 9672 Pilot processors . . . . .	162
Hitachi 9672 Trinium processors . . . . .	163
Supported National Advanced Systems processors . . . . .	164
National Advanced Systems 3090 EX processors . . . . .	164
National Advanced Systems 3090 XL processors . . . . .	165
National Advanced Systems 9021 EX processors . . . . .	165

**Appendix B. IFAURP program exit . . . 167**

Overview of IFAURP . . . . .	167
Exit routine environment . . . . .	168
Exit recovery . . . . .	168
Exit routine processing . . . . .	168
Initialization . . . . .	169
Record processing . . . . .	169
Termination . . . . .	169
Programming considerations . . . . .	169
Macro instructions and restrictions . . . . .	171
Registers at entry . . . . .	171
Parameter descriptions . . . . .	172
Return specifications . . . . .	174
Registers at exit . . . . .	174

**Appendix C. Steps for determining the CPC type, model, and serial number . 175**

**Appendix D. Accessibility . . . . . 177**

Accessibility features . . . . .	177
Using assistive technologies . . . . .	177
Keyboard navigation of the user interface . . . . .	177
Dotted decimal syntax diagrams . . . . .	177

**Notices . . . . . 181**

Policy for unsupported hardware . . . . .	182
Minimum supported hardware . . . . .	183
Programming Interface Information . . . . .	183
Trademarks . . . . .	183

**Index . . . . . 185**

---

## Figures

1.	S/390 software products that are eligible for S/390 Usage Pricing . . . . .	4	23.	Software usage report generated for Example 1	82
2.	S/390 software products that are eligible for S/390 Usage Pricing, based on usage of their related subsystem . . . . .	4	24.	Example JCL and control statements used to place CICS and TSO/E under MULC option . . . . .	84
3.	S/390 software products eligible for measured usage license charges. . . . .	4	25.	Software Usage Report Generated for Example 2 . . . . .	86
4.	Example: JCL to writer type 89 records to separate data set . . . . .	10	26.	Software Usage Report Generated for Example 3 . . . . .	89
5.	General data flow required in usage reporting	11	27.	Software usage report generated for Example 4	90
6.	Sample JCL for the general usage report function (part 1) . . . . .	12	28.	Software usage report generated for Example 5 without a BatchPipes vendor exit installed . . . . .	93
7.	Sample JCL for the general usage report function (part 2) . . . . .	13	29.	Software usage report generated for Example 5 with a BatchPipes exit installed . . . . .	95
8.	Example of an installation using a separate file for each reporting entity . . . . .	14	30.	Software usage report generated for Example 6	99
9.	Example of an installation using a single history file for all reporting entities (recommended) . . . . .	15	31.	Software Usage Report Generated for Example 7 before STOP . . . . .	101
10.	An overview of product enablement . . . . .	18	32.	Software usage report generated for Example 7 after STOP . . . . .	103
11.	IFAURP input and output files . . . . .	27	33.	Software usage report generated for Example 9. . . . .	108
12.	Sample JCL and control statements for invoking IFAURP . . . . .	30	34.	Software usage report generated for Example 10 . . . . .	112
13.	IFAURP messages report . . . . .	52	35.	Software usage report generated for Example 11 . . . . .	115
14.	Software product registration report . . . . .	62	36.	Software usage report generated for Example 12 . . . . .	121
15.	Software summary report . . . . .	66	37.	Software Usage Report generated for Example 13 . . . . .	128
16.	Software outage report. . . . .	68	38.	Software usage report for products not eligible for S/390 usage pricing on January 1, 1999 . . . . .	132
17.	Software statistics report . . . . .	70	39.	Software usage report for products which are eligible for S/390 usage pricing on January 1, 1999 . . . . .	134
18.	Time period report . . . . .	71	40.	IFAURP exit parameter list . . . . .	173
19.	Valid processor report . . . . .	73			
20.	JCL to produce the processor capacity audit report . . . . .	74			
21.	Processor capacity audit report . . . . .	75			
22.	Example of JCL and control statements needed to print initial monthly usage values . . . . .	80			



---

## Tables

1. Example: Valid INTVAL, SYNCVL, and INTERVAL specifications . . . . .	8
2. Fields in the IFAURP messages report. . . . .	52
3. Fields in the software usage report. . . . .	55
4. Fields in the software product registration report . . . . .	62
5. Fields in the software summary report . . . . .	67
6. Fields in the software outage report . . . . .	68
7. Fields in the software statistics report . . . . .	70
8. Fields in the time period report . . . . .	71
9. Fields in the processor capacity audit report	75
10. The usage report program condition codes and meanings . . . . .	76
11. Cross reference of usage situations to specific examples . . . . .	77
12. Cross reference of processors control statement keywords and products . . . . .	78
13. LPAR and software configuration for 9672-R65 #04984. . . . .	116





---

## About this document

This publication describes the product management functions that MVS™ provides: measured usage and product registration.

For measured usage, SMF collects resource usage data (primarily CPU time) on an MVS system for any product that has identified itself and registered with SMF. The collected information, summarized by product version for an interval, is written in SMF record type 89 subtype 1 at specified intervals. (Some similar information is written in SMF record type 30 based on the SMF interval, but type 30 records include only the address space level information; system level information about a product appears only in record type 89.)

For product registration, SMF collects data for any product that has registered with MVS — identified itself and indicated that it is running on the system. The collected information, summarized by product for an interval, is written in SMF record type 89 subtype 2 at specified intervals. Optional elements that register with the system can be dynamically enabled.

---

## Who should use this document

This publication is intended for anyone who needs to understand the IBM® usage pricing support available under OS/390® or z/OS®. It also describes how to change the enablement policy of IBM products and how to obtain information about products that have registered as running on a system. The intended audience includes asset managers responsible for the enablement policy for IBM products, as well as capacity planners, people responsible for planning/scheduling or running production jobs involving SMF data, system programmers responsible for SMF related changes, and software vendors wishing to use MVS product management functions for their own products.

**Note:** The information and interfaces in this publication are provided to you for your use. You remain responsible for uses and results other than as provided in the IBM Customer Agreement and the Attachment for S/390® Usage Pricing or Measured Usage License Charges.

---

## How this document is organized

This publication is organized as follows:

- Chapter 1, “Usage accounting,” on page 1 provides guidance information for measured usage accounting.
- Chapter 2, “Product registration and enablement,” on page 17 provides guidance information for product registration.
- Chapter 3, “Reporting product information,” on page 25 describes how to use IFAURP, the reporting program for product management.
- Chapter 4, “Usage pricing examples,” on page 77 contains multiple examples of how to use IFAURP for measured usage license charges.
- Appendix A, “Type-model values for IBM and non-IBM processors,” on page 137 lists the supported IBM and non-IBM type and model values.
- Appendix B, “IFAURP program exit,” on page 167 describes the IFAURP program exit.

---

## How to use this document

Some sections provide an overview of product management appropriate for all readers while other sections provide the detailed technical information required by system programmers or vendors.

---

## Where to find more information

For an overview of the information associated with z/OS, see *z/OS Information Roadmap*.

---

## How to send your comments to IBM

We appreciate your input on this publication. Feel free to comment on the clarity, accuracy, and completeness of the information or provide any other feedback that you have.

Use one of the following methods to send your comments:

1. Send an email to [mhvrcfs@us.ibm.com](mailto:mhvrcfs@us.ibm.com).
2. Send an email from the "Contact us" web page for z/OS (<http://www.ibm.com/systems/z/os/zos/webqs.html>).
3. Mail the comments to the following address:  
IBM Corporation  
Attention: MHVRCFS Reader Comments  
Department H6MA, Building 707  
2455 South Road  
Poughkeepsie, NY 12601-5400  
US
4. Fax the comments to us, as follows:  
From the United States and Canada: 1+845+432-9405  
From all other countries: Your international access code +1+845+432-9405

Include the following information:

- Your name and address.
- Your email address.
- Your telephone or fax number.
- The publication title and order number:  
z/OS V2R1.0 MVS Product Management  
SA22-7603-00
- The topic and page number that is related to your comment.
- The text of your comment.

When you send comments to IBM, you grant IBM a nonexclusive right to use or distribute the comments in any way appropriate without incurring any obligation to you.

IBM or any other organizations use the personal information that you supply to contact you only about the issues that you submit.

---

## If you have a technical problem

Do not use the feedback methods that are listed for sending comments. Instead, take one of the following actions:

- Contact your IBM service representative.
- Call IBM technical support.
- Visit the IBM Support Portal at z/OS support page (<http://www.ibm.com/systems/z/support/>).



---

## **z/OS Version 2 Release 1 summary of changes**

See the following publications for all enhancements to z/OS Version 2 Release 1 (V2R1):

- *z/OS Migration*
- *z/OS Planning for Installation*
- *z/OS Summary of Message and Interface Changes*
- *z/OS Introduction and Release Guide*



---

## Chapter 1. Usage accounting

This chapter has the following major sections:

- “Overview of usage charges”

Intended for anyone who needs to understand the basics of IBM's Usage License Charges (ULC) or Measured Usage License Charges (MULC), this section introduces the concepts behind IBM's usage license charges.

- “Usage pricing start-up guidelines” on page 5

Intended for system programmers, this section lists the steps you must follow to participate in usage pricing with information for those who are already collecting SMF records and those who are not.

**Note:** Steps 3, 4, and 5 in this section may be of interest to those individuals responsible for scheduling and maintaining the installation's SMF production jobs.

---

### Overview of usage charges

IBM's goal is to provide a charging methodology that is manageable and understandable, one that minimizes administration, technical complexity, and operational impact while providing value-related charges for the customer. This methodology has the additional goal of also being appropriate (and optional) for the parallel sysplex environment.

z/OS supports the Usage License Charges (ULC) that works with OS/390 Version 2.

Usage License Charges (ULC) is the usage pricing option available to users of z/OS and to users of OS/390 Version 2 or higher after January 1, 1999. MVS/ESA and OS/390 Version 1 users continue to use Measured Usage License Charges (MULC) for usage pricing. OS/390 Version 2 customers who were already using MULC before January 1, 1999 may continue to use it, or switch to ULC.

**Important:** No new MULC users will be permitted after December 1, 1998. Customers who discontinue MULC after January 1, 1999 cannot restart MULC later.

Though the eligibility and pricing structures for MULC and ULC are different, their implementation is very similar. For more information about eligibility to use ULC and MULC, see “Eligible IBM products” on page 3.

Both the ULC and the MULC pricing methodologies attempt to reduce the additional administration, technical complexity, and operational impact potentially associated with measured usage by:

- Extending the existing MVS System Management Facilities (SMF) mechanism to automatically measure product usage for any product that registers and requests the usage measurement services.
- Providing a reporting function in the form of a post-processor program that calculates and reports product usage based on the usage data measured by SMF.

It is the responsibility of each product (such as CICS<sup>®</sup> and IMS<sup>™</sup>), not the installation, to identify itself to MVS and request the appropriate set of measurement functions. Because most installations already use SMF to track, report, and bill many hardware and software activities, this use of SMF takes advantage of the many SMF procedures and jobs these installations use.

System programmers activate usage measurement functions by changing SYS1.PARMLIB and using the MVS "SET SMF=xx" command. These actions need only be performed once per MVS image, while the product specific activities must be performed once per product per MVS image. A summary of these activities are listed under "Usage pricing start-up guidelines" on page 5.

## Measurement metric

IBM uses CPU service units (CPU SUs) as the measurement unit for reporting the processor's usage of a product. CPU service units, which include TCB and SRB times and represent a common unit of processor capacity across the entire S/390 line of processors, are based on standard performance benchmarks. Unlike CPU time, a CPU SU represents approximately the same processor capacity regardless of the model and type of processor. These CPU service units are described in *z/OS MVS Initialization and Tuning Guide* and used by system programmers to tune MVS. They are also reported by IBM's Resource Measurement Facility<sup>™</sup> (RMF<sup>™</sup>), except that the service definition coefficients have not been applied.

## CPU service unit calculations

CPU service units are calculated by the usage report program based on the CPU time information collected in SMF type 89 subtype 1 records. The processor-dependent CPU SU factors used in this calculation are supplied by IBM in the usage report program. The program also contains the CPU SU factors for non-IBM processors for which both IBM and the processor manufacturer have reached agreement. The CPU SU factors are commonly referred to as "SRM constants" in *z/OS MVS Initialization and Tuning Guide*, where they have been traditionally published for IBM processors.

Unlike the system resource management (SRM) component, which uses the logical processor configuration (LPAR when using under PR/SM<sup>™</sup>) to choose the appropriate CPU SU factor, the usage report program uses the CPU SU factor corresponding to the single image mode of the physical processor to calculate CPU service units. Consistently using the CPU SU factor for the physical processor allows installations to configure their processors in the logical configurations most appropriate to their data processing needs without incurring additional software charges due to the specifics of the logical configuration chosen.

## Determining usage

Each participating product's initial monthly usage charge is determined as follows:

1. Once installed and enabled, the MVS usage measurement function collects the usage of each product for each hour of the day and reports this usage in SMF type 89 subtype 1 records.
2. After measuring product usage for two full months (for example, August 15 to October 14, inclusive), these usage records are passed to the usage report program, which produces a report that lists the measured usage for each product that reported its data. This program uses the following algorithm to report usage for this specific set of IBM products:
  - a. The usage measurement for the highest hour within the 24 hour day is kept as a reference hour.



- b. All the reference hours for the month are compared and the fourth highest reference value is chosen as the usage value listed on the report.

Reporting the fourth highest value, instead of the highest value, eliminates high usage measurements from exceptional business or system conditions, such as latent demand after an on-line system restart in response to a hardware or software error.

**Note:** The initial measurement for MULC users beginning before December 1, 1998 was one month in duration.

3. This initial measurement is used to set the monthly charge for the initial billing period, which may vary from 3 to 14 months in duration to allow for alignment (for example, with the fiscal year).

**Note:** The initial billing period for MULC users beginning before December 1, 1998 can vary from 3 to only 8 months in duration.

4. The highest monthly usage measurement (determined as described in step 2 on page 2) recorded in the initial billing period is used to set monthly charges for a second billing period. Thereafter, monthly charges for subsequent billing periods are based on the highest monthly usage measurement recorded in the prior twelve months.

**Note:** Non-initial MULC billing periods beginning prior to January 1, 1999 are 6 months in duration. If you were using MULC with a 6-month billing period before January 1, 1999, you will migrate to 12-month billing periods when your final 6-month billing period ends. By July, 1999, all non-initial billing periods for usage pricing will be 12 months long.

## Usage price structure

IBM's price structure for those products eligible for ULC pricing consists of six usage levels and associated usage prices. These usage levels are defined by ranges of CPU service units. For more information, see the *ULC Announcement Letter*. Use the latest ULC announcements for specific product prices.

IBM's price structure for those products eligible for MULC pricing consists of 10 usage bands and associated usage prices. Usage bands are defined by ranges of CPU service units and are listed in the *MULC Announcement Letter*. Use the latest MULC announcements for specific product prices.

## Eligible IBM products

For IBM products, usage pricing eligibility is on a per-product, per-processor basis. Installations may choose a usage pricing option for one or all of the eligible IBM products on one processor and choose a different combination of pricing options for the same products executing on a different processor. The choice is on a processor basis and applies to all OS/390 and z/OS images (LPARs) running on a participating processor. Product usage measurements are aggregated across all OS/390 and z/OS images (LPARs) executing on the processor footprint.

In a parallel sysplex environment, product eligibility remains at a per-product basis, but now applies to all processors in the parallel sysplex. When an installation chooses a usage pricing option for a product executing in a parallel sysplex, usage measurements for that product are collected and aggregated across all processors included in the parallel sysplex.

## S/390 usage pricing eligibility

As of January 1, 1999, the IBM S/390 software products listed in Figure 1, together with their chargeable features (if any), are eligible for S/390 Usage Pricing.

---

Product	Version	Release	Program #
-----	-----	-----	-----
CICS	Version 4	1.0 and later	5655-018
CICS TS	Version 1	1.0 and later	5655-147
DB2 OS/390	Version 5	1.0 and later	5655-DB2
IMS	Version 6	1.0 and later	5655-158
MQM OS/390	Version 1	1.0 and later	5695-137

---

Figure 1. S/390 software products that are eligible for S/390 Usage Pricing

The products shown in Figure 2 are also eligible for S/390 Usage Pricing, with their pricing based upon the measured usage of their related subsystem.

---

Product	Program #	Priced by
-----	-----	-----
DB2 Admin Tool	5688-515	DB2 usage
DataPropR Apply for MVS V5	5655-A22	DB2 usage
DataPropR Capture for MVS V5	5655-A23	DB2 usage
DataPropagator NR V2	5696-705	IMS usage
-- Selector		
-- Utility		
-- RCVR		
-- Synch		

---

Figure 2. S/390 software products that are eligible for S/390 Usage Pricing, based on usage of their related subsystem

**Note:** Where multiple versions of a product are measured on a single processor or in a parallel sysplex environment, measurements are aggregated and charges are based on the measured usage price of the latest version.

## Measured usage license charges eligibility

Figure 3 shows the IBM S/390 software products, together with their chargeable features (if any), are eligible for Measured Usage License Charges.

---

Product	Version	Release	Program #
-----	-----	-----	-----
BatchPipes/MVS	Version 1	0.0 and later	5655-065
CICS/MVS	Version 2	1.2 and later	5665-403
CICS/ESA	Version 3	2.1 and later	5685-083
DB2	Version 3	1.0 and later	5665-DB2
IMS/ESA DB	Version 3	1.0 and later	5665-408
IMS/ESA DB	Version 4	1.0 and later	5685-012
IMS/ESA TM	Version 3	1.0 and later	5665-409
IMS/ESA TM	Version 4	1.0 and later	5685-013
IMS TM	Version 5	1.0 and later	5695-176

---

Figure 3. S/390 software products eligible for measured usage license charges

**Note:** Where multiple versions of a product are measured on a single processor or in a parallel sysplex environment, measurements are aggregated and charges are based on the measured usage price of the latest version.

---

## Usage pricing start-up guidelines

Measured usage accounting takes advantage of existing SMF mechanisms to collect and report information about product usage. It consists of:

- a measurement function
- a reporting function

The reporting function analyzes the data collected for the time period represented and produces reports on each product's usage. Your installation sends these reports to IBM for usage pricing on a regular basis.

## SMF start-up guidelines

The following steps indicate the major activities required to set up SMF data collection for the first time. These steps establish an SMF environment that collects both the SMF type 89 subtype 1 records required for measured usage charges and the type 89 subtype 2 records required for product registration reporting. Installations wishing to collect additional SMF records must make appropriate changes. See *z/OS MVS System Management Facilities (SMF)* for additional examples and a complete explanation of each of the following steps:

1. Allocate and format at least two SMF data sets (VSAM clusters) that are large enough to contain all the type 89 records generated between regular dumps of these data sets.

Type 89 records require relatively small amounts of DASD space. You might start with an initial allocation of 5 tracks per day for subtype 1 and subtype 2 records, then monitor the data set and adjust the size to reflect actual usage.

2. Establish procedures and jobs to dump and clear the SMF data sets on a regular basis.

These procedures involve dumping and clearing the SMF data sets after they have been made inactive either because they are full or because an operator entered the SWITCH SMF command. CBIPO provides sample SMF dumping procedures and corresponding jobs.

Depending on the volume of data and the size of the SMF data sets, you can run the SMF dump job daily or weekly. Because the space required to store type 89 records is relatively small, installations that collect only the type 89 record might consider scheduling weekly rather than daily dumps. The following example contains sample JCL to dump and clear one of the SMF data sets, SYS1.MANX.

```
//STEP0 EXEC PGM=IFASMFDP
//SYSRINT DD SYSOUT=*
//MANX DD DSN=SYS1.MANX,DISP=SHR
//USAGE DD DSN=customer.type89.dump.dataset,DISP=....
//SYSIN DD *
        INDD(MANX,OPTIONS(ALL))
        OUTDD(USAGE,TYPE(89))
```

**Note:** If you want to collect other SMF records in addition to type 89 records, do not use this JCL.

If you want to collect only type 89 subtype 1 records, change the OUTDD statement in the example as follows:

```
OUTDD(USAGE,TYPE(89(1)))
```

3. Create an SMFPRMxx parmlib member that contains the SMF parameters you need for measured usage pricing.

The following example lists the parameters that must appear in the active SMFPRMxx member to enable measured usage pricing.

```

ACTIVE                               /* ACTIVATE SMF RECORDING    */
DSNAME(SYS1.MANX,SYS1.MANY)          /* USE DATASETS MANX AND MANY */
SYS(TYPE(89))                        /* COLLECT TYPE 89 RECORDS   */

```

**Note:** If you want to collect only type 89 subtype 1 records, change the SYS option in the example as follows:

```
SYS(TYPE(89(1)))
```

Once these steps are complete, continue with the changes listed in “Guidelines for installations already collecting SMF data.” Note that step 1 of this next section can be bypassed, because it was already completed in this section.

## Guidelines for installations already collecting SMF data

This section summarizes the series of steps that the user's installation must follow to participate in usage pricing. Customers should refer to the latest *ULC Announcement Letter* or *MULC Announcement Letter* and the *IBM Customer Agreement Attachment*, depending on their usage pricing option, for a full description of their responsibilities.

Although the following set of guidelines has been written for the IBM products that are being usage priced, this set of guidelines should work equally well for any product owners (software vendors) choosing usage pricing for their products based on the usage measurement services described under the topic “IFAUSAGE–Collecting Usage Data” in *z/OS MVS System Management Facilities (SMF)*.

Installations already collecting SMF data can use the following steps to implement usage pricing:

1. Activate the usage measurement collection function.
2. Collect SMF type 89 subtype 1 records for the required measurement period.
3. Process type 89 subtype 1 records by the usage report program.
4. Provide IBM with a copy of the Software Usage Report.

### Step 1. Activate the usage measurement collection function

The installation must activate the measurement collection function on every OS/390 and z/OS image participating in usage pricing. The SMFPRMxx member of SYS1.PARMLIB controls the collection process. You may be required to make changes to your current SYS parameter to activate the collection of SMF type 89 subtype 1 records. Although you can continue to collect other types of SMF records, usage pricing only requires the collection of type 89 subtype 1 records.

Where a processor is running OS/390 or z/OS under PR/SM (or equivalent) or under VM, the measurement function must be installed and activated to record the required product usage for:

- All eligible products running in all OS/390 or z/OS LPARs
- All eligible products running in all OS/390 or z/OS systems under VM
- All copies of each eligible product, including those running on non-production LPARs or systems

All OS/390 or z/OS images running on processors designated as being a part of a parallel sysplex for the purposes of measured usage pricing must also activate the measurement function.

**Note:** After changing SYS1.PARMLIB and activating the measurement function, you must reinitialize all copies of DB2® before you can measure DB2 usage.

**SYS and SUBSYS parameters:** The SYS parameter specifies the global recording options for the entire system. The TYPE option of the SYS parameter indicates the SMF record types and subtypes SMF is to generate. To participate in usage pricing your SMF TYPE option must include record type 89 either on the STC SUBSYS statement, if it exists, or on the SYS statement. The SUBSYS statement overrides the SYS specification. An explicit example would be:

```
SYS(TYPE(0,7,30,89(1)))
```

Whenever you use the SUBSYS parameter with a TYPE option referring to STC, you must also explicitly include type 89, as in the following example:

```
SUBSYS(STC,TYPE(30,89(1)))
```

You can also include the type 89 record implicitly as part of a range, as in the following example:

```
SYS(TYPE(0:255))
```

**EXITS subparameter:** Although the exit names provided by your installation's current EXITS subparameter need not be changed to participate in measured usage pricing, you must insure that exit IEFU84 is not used by installation code to alter any fields in the type 89 records or suppress the writing of type 89 records.

If your installation uses exits IEFUSI or IEALIMIT to control the size of the user region assigned to a job step, IBM recommends that your exit be changed to allow the region size for program IFAURP to be set by JCL used to execute this program.

**INTERVAL subparameter:** The type 89 record has a default interval value of 60 minutes, which is also the maximum interval value. The type 89 record is always synchronized to the start of the hour (i.e. 00 minutes, 00.00 seconds after the hour). Under the proper conditions the SMFPRMxx INTERVAL subparameter can set the interval at which type 89 records are written. The INTERVAL subparameter can also influence the way that SMF reports task and function time, when used in conjunction with the INTVAL and SYNCVAL parameters. See "INTVAL and SYNCVAL parameters" for details.

If you have provided an INTERVAL, either through a numeric value or through the SMF suboption, its value is used for the type 89 interval only when that value can evenly be divided into 60 minutes. If you have used the NOINTERVAL subparameter or provided no INTERVAL parameter, the default (60-minute) interval is used for the type 89 records. Regardless of the interval value used, type 89 records are always synchronized to the start of the hour.

In the following example, the installation has set interval recording so that no more than 2 hours of accounting data is lost. This value will result in the use of 60 minutes as the interval for type 89 records.

```
INTERVAL(020000)
```

In the next example, the installation has set interval recording to 30 minutes. Because this value is both less than 60 minutes and divides evenly into 60 minutes, one or more type 89 records are written every 30 minutes synchronized to the start of the hour.

```
INTERVAL(003000)
```

**INTVAL and SYNCVAL parameters:** SMF provides the INTVAL and SYNCVAL parameters. The INTVAL parameter can be used to set the interval at which the type 89 records are created only when two conditions are met:

1. You have specified the SMF suboption of INTERVAL.
2. INTVAL has a value that divides evenly into 60 minutes.

Although SYNCVAL can not change type 89 record's synchronization with the start of the hour, SYNCVAL, INTVAL and INTERVAL can influence the way that SMF reports task and function related time in the type 89 record, for those products collecting task or function time. See the topic "Collecting Your Own Data Using the IFAUSAGE Macro" in *z/OS MVS System Management Facilities (SMF)*. for a description of task and function time. SMF reports the exact task or function time that occurred during the measurement interval only when SYNCVAL has a value of 0, INTVAL has a value that divides evenly into 60 minutes, and the INTERVAL value divides evenly into the INTVAL value. Unless all of these conditions are true, SMF must apportion the task time that it collects across two reporting intervals, rather than precisely reporting the time in the appropriate measurement interval. (SMF always reports the time collected on an address space basis to the correct measurement interval regardless of the INTERVAL, INTVAL, and SYNCVAL parameters.)

Thus, IBM recommends that installations running OS/390 or z/OS use:

- An INTVAL value that divides evenly into 60
- A SYNCVAL of 0
- An INTERVAL parameter with the SMF option *or* an INTERVAL value that divides evenly into the INTVAL value.

Each of the examples shown in Table 1 meet all the recommended conditions and will, therefore, precisely report all of a product's task and function time under the interval in which it was collected.

*Table 1. Example: Valid INTVAL, SYNCVL, and INTERVAL specifications*

Example 1	Example 2	Example 3
INTVAL(15) SYNCVAL(00) INTERVAL(SMF,SYNC)	INTVAL(30) SYNCVAL(00) INTERVAL(003000)	INTVAL(60) SYNCVAL(00) INTERVAL(SMF,SYNC)

**SID parameter:** There are no usage-related restrictions on how installations may use the SID parameter. You may assign the same system identifier to multiple OS/390 images on the same physical processor or on different processors either inside or outside a parallel sysplex.

## **Step 2. Collect SMF type 89 records for the required measurement period**

You must collect SMF type 89 records for two full months to set the initial usage charge for any product for which usage data has not been collected before. If the first day of a product's measurement period happens to start on the first day of one month, the usage measurement period terminates at midnight of the last day of the following month. For example, if measurement starts on August 1, it ends on September 30. If the first day of a product's measurement period starts after the first day of one month (for example, the 15th), the measurement period terminates two months later at midnight on that day minus one (in this case, the 14th). In other words, if it starts on August 15th, it ends on October 14th. This initial two-month measurement determines the product's monthly usage charge for the initial billing period. After this initial two-month measurement, you must continue to measure to establish the usage charge for each succeeding 12-month billing period.

A processor or parallel sysplex will have only one measurement period for all products associated with each of the vendors who choose to price their product using IBM's usage pricing methodology. Although each vendor's products can establish a unique measurement period, each measurement period is set by the first product(s) for which usage is collected for that vendor. The first measurement period for a product may be adjusted to align with the measurement period already established on the processor or parallel sysplex.

You can continue to use your installation's current SMF procedures for dumping and saving the type 89 records providing those procedures:

1. Collect SMF records from all OS/390 and z/OS images on a participating processor.
2. Allow for the type 89 records to be saved long enough to be processed by the usage report program, IFAURP, provided the IFAURP history file is being actively used. See "Step 3. Process type 89 records by the usage report program" on page 10 for more information about the IFAURP history file.

You might need to establish SMF procedures for non-production system images where you do not currently collect SMF data.

Your installation's current SMF collection procedures may require little or no changes to participate in measured usage pricing. Your existing SMF procedures may range from creating a unique SMF data set to contain each day's SMF records for each OS/390 and z/OS image to procedures that use a single SMF data set to contain each month's SMF records for all OS/390 and z/OS images from all processors in a data center. As long as all the required type 89 records are present, either of these extremes, as well as any of the variations in between, should meet the processing requirements of IFAURP.

**IBM usage pricing note:** The major requirement is that IFAURP process all type 89 subtype 1 records.

Because of the important role that type 89 records play in establishing software charges and reporting registered products, installations can choose to modify existing SMF procedures to create and maintain unique SMF data sets that contain only type 89 records. An installation can separate the type 89 records at any of several steps in the current SMF process, including the initial SMF dump step that dumps the contents of the current full SMF data set(s) to another data set created by the installation.

The job step that performs this dumping and clearing process can selectively write the type 89 records to another SMF data set. Because the type 89 records are expected to need relatively little space, many installations might decide to manage type 89 records in separate data sets. Figure 4 on page 10 contains sample JCL that shows how to write type 89 records to a separate data set as a part of the existing SMF dumping/clearing job step. **Bold face** type highlights the changes made to an existing SMF dump procedure to separate the type 89 records.

---

```

//STEP0    EXEC PGM=IFASMFDP
//SYSPRINT DD  SYSOUT=*
//DUMPIN1  DD  DSN=SYS1.MANx,DISP=SHR
//DUMPIN2  DD  DSN=SYS1.MANy,DISP=SHR
//DUMPOUT  DD  DSN=customer.usual.dump.dataset,DISP=.....
//USAGE    DD  DSN=customer.type89.dump.dataset,DISP=.....
//SYSIN    DD  *
           INDD(DUMPIN1,OPTIONS(ALL))
           INDD(DUMPIN2,OPTIONS(ALL))
           OUTDD(DUMPOUT,TYPE(0:255))
           OUTDD(USAGE,TYPE(89))

```

---

Figure 4. Example: JCL to writer type 89 records to separate data set

### Step 3. Process type 89 records by the usage report program

To meet the requirement to report product usage, you must use the usage report program, IFAURP, to process all the SMF type 89 records collected for the processor's or parallel sysplex's measurement period. The type 89 records for **all** the OS/390 and z/OS images (LPARs) are required for each participating processor or parallel sysplex. Note that you must not alter type 89 records before you run the usage report program to process them. There is no requirement, however, to run IFAURP on the processor on which the type 89 records were collected.

Once IFAURP processes these records, you may discard them, because IFAURP saves the usage information contained on these records in a relatively small history file. Even so, IBM recommends that the installation retain these records, perhaps on tape, for at least a year and a half to be able to process the records if necessary. A single tape/cartridge should easily accommodate all the type 89 records generated by all the OS/390 and z/OS images in a large installation over the course of a year, when the records have a BLKSIZE of 32,760.

IFAURP has been designed to accommodate the usage data collected from any mix of processor configurations. A single execution of IFAURP can handle any combination of processor configurations. A "processor configuration" can be a single OS/390 and z/OS LPAR or all the OS/390 and z/OS images for all the processors in the installation's data center, including those processors that are a part of parallel sysplexes, whenever they all share a common IBM customer number. IFAURP can also accommodate a wide variety of processing and scheduling requirements, which are often highly installation dependent. For instance, you can run IFAURP to process SMF data sets daily, weekly, monthly, or more or less often.

IFAURP recognizes duplicate SMF records, which often occur as the result of procedural errors. IFAURP bypasses all duplicate records, regardless of whether they are recognized as duplicates during a single execution of IFAURP or across multiple executions of IFAURP. The latter case might occur when unique type 89 records are processed on one execution of IFAURP, during which the appropriate usage data is placed in the history file, followed by another execution of IFAURP with the same SMF input data set. In this case, IFAURP recognizes the records on the input data set as duplicates of the data already stored in the history file.

Figure 5 on page 11 shows IFAURP's general SMF record flow as three separate job steps. Basic processing consists of passing only the type 89 records to the SORT for sequencing purposes, then passing both the sorted type 89 records and the latest



history file to IFAURP.

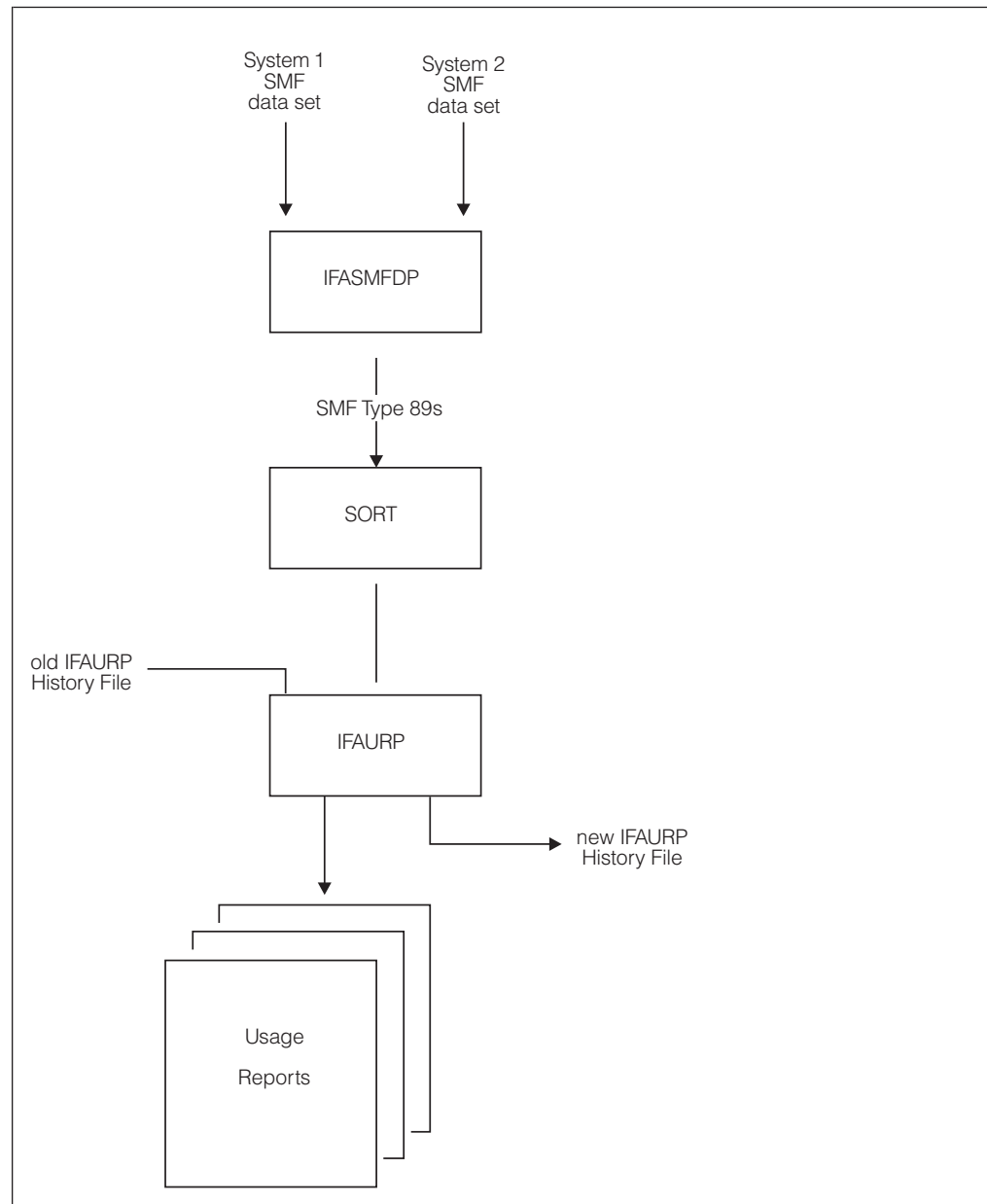


Figure 5. General data flow required in usage reporting

In the first step, the general purpose SMF dump utility, IFASMFDP creates an intermediate data set containing only type 89 records. This utility program can also select SMF records based on additional criteria, if necessary, such as system name (as defined by the SID parameter) and/or the date and time that the records were originally written. Installations that already save type 89s on data sets dedicated to that record type can bypass this first step. Installations can also bypass this first step, if their system SORT can select records based on the content of specific fields. DFSORT, for instance, can eliminate the need for the IFASMFDP step by selecting only the type 89 SMF records for sort processing when the following additional SORT control statement is supplied:

```
INCLUDE COND=(6,1,BI,EQ,X'59')
```

Failure to restrict SORT processing to type 89 records results in unnecessary sort processing time and sorting resources.

**Note:** The IFASMFDP utility adds a type 2 and 3 SMF record to the output data set, in addition to the SMF type 89 record.

Figure 6 and Figure 7 on page 13 shows sample JCL for the general case (Figure 5 on page 11). This JCL is available in SYS1.SAMPLIB member IFAUJCL. The JCL collects type 89 subtype 1 and subtype 2 records but generates only measured usage reports. See “Invoking IFAURP” on page 29 for information about how to change the JCL to generate the product registration report.

If your installation has multiple processors, you must decide how many processors to associate with a specific set of old/new history files. You can associate a single processor or all your installation's processors with a single set of old/new history files. There are only three history file processing requirements. These are:

1. All the OS/390 and z/OS images (logical partitions) on a processor must use the same set of old/new history files.
2. All the processors in a parallel sysplex must use the same set of old/new history files.
3. All processors in the same set of old/new history files must share a common IBM customer number. IBM recommends that you use the same set of old/new history files for all processors that share a common IBM customer number. This simplifies processor movement into or out of parallel sysplexes.

---

```
//IFAURP JOB 'accounting information'
/*-----
/* CREATE A TEMP FILE WITH ONLY SMF 89 RECORDS
/*-----
//IFASMFDP EXEC PGM=IFASMFDP
//SYSPRINT DD SYSOUT=*
//DUMPIN1 DD DSN=CUSTOMER.SYSTEM1.D94227.DISP=SHR
//DUMPIN2 DD DSN=CUSTOMER.SYSTEM2.D94227.DISP=SHR
//DUMPOUT DD DSN=&&SMF89,DISP=(NEW,PASS),
// UNIT=SYSDA,SPACE=....
//SYSIN DD *
        INDD(DUMPIN1,OPTIONS(DUMP))
        INDD(DUMPIN2,OPTIONS(DUMP))
        OUTDD(DUMPOUT,TYPE(89))
/*
/*-----
/* SORT THE SMF 89 RECORDS INTO ASCENDING ORDER
/*-----
//SORT EXEC PGM=SORT
//SYSOUT DD SYSOUT=*
//SORTWK01 DD UNIT=SYSDA,SPACE=(CYL,(1),RLSE)
//SORTWK02 DD UNIT=SYSDA,SPACE=(CYL,(1),RLSE)
//SORTWK03 DD UNIT=SYSDA,SPACE=(CYL,(1),RLSE)
//SORTIN DD DSN=&&SMF89,DISP=(OLD,DELETE)
//SORTOUT DD DSN=&&SORT89,DISP=(NEW,PASS),UNIT=SYSDA,
//
DCB=(RECFM=VBS,LRECL=32756,BLKSIZE=4096),
// SPACE=....
//SYSIN DD *
        OPTION VLSHRT
        SORT FIELDS=(5,250,CH,A)
/*
```

---

Figure 6. Sample JCL for the general usage report function (part 1)

---

```

/*-----
/* PROCESS 89 RECORDS AND GENERATE USAGE REPORTS
/*-----
//IFAURP EXEC PGM=IFAURP,REGION=0M
//STEPLIB DD DSN=SYS1.SIFALIB,DISP=SHR
// DD DSN=vendor.lib,DISP=SHR (OPTIONAL - PROVIDED BY VENDOR)
//SYSMSG DD SYSOUT=*
//SYSUDUMP DD SYSOUT=*
//SYSPRINT DD SYSOUT=*
//vendor DD SYSOUT=* (OPTIONAL - FOR vendor's REPORTS)
//SMFDATA DD DSN=&&SORT89,DISP=(OLD,DELETE)
//SYSHIN DD DSN=MULC.HISTORY.#1234567(0),DISP=OLD
//SYSHOUT DD DSN=MULC.HISTORY.#1234567(+1),DISP=(NEW,CATLG,DELETE),
// DCB=(RECFM=VBS,LRECL=32760,BLKSIZE=16384),
// UNIT=SYSDA,SPACE=...
//SYSIN DD *
*
* Customer name and address
*
CUSTOMER(NAME('Acme Tulle and Dye Company')
ADDRESS('155 Main Street',
'New London, CT 05512')
CONTACT('Fred Tulle')
PHONE('(203) 000-1212 ex 54'))
*
* Vendor name and address
* (sample only - IBM rep will supply to each customer)
*
VENDOR(PRODOWNER('IBM CORP')
NAME('IBM Branch Office')
ADDRESS('1133 Westchester Avenue',
'Major City, Sample State 10604',
'FAX: 1-800-000-1212 ATTN: Measured Usage Pricing')
CODE(1234567))
*
* Parallel sysplex definition and products
*
SYSPLEX(ID(SYSPLEX1)
PLEXDATE(19950328)
PROCESSOR ((9021,962,33333),(9672,RX5,00166))
PRODUCT (PRODOWNER('IBM CORP')
PRODNAME('CICS')
START(19941101,ALIGN(1)))
PRODUCT (PRODOWNER('IBM CORP')
PRODNAME('IMS TM')
START(19941101))) *
* Processor definition and products
*
PROCESSOR((9021,952,01111)
PRODUCT (PRODOWNER('IBM CORP')
PRODNAME('CICS')
START(19941103))
PRODUCT (PRODOWNER('IBM CORP')
PRODNAME('TSO/E')
START(19941103))
PRODUCT (PRODOWNER('IBM CORP')
PRODNAME('IMS TM')
START(19941103)))
/*

```

---

Figure 7. Sample JCL for the general usage report function (part 2)

Figure 8 on page 14 shows a separate set of history files for each of the reporting entities in the data center, processor 01111 and a parallel sysplex, SYSPLEX1. Neither of the history files can contain fewer LPARs or systems than those shown in this figure.

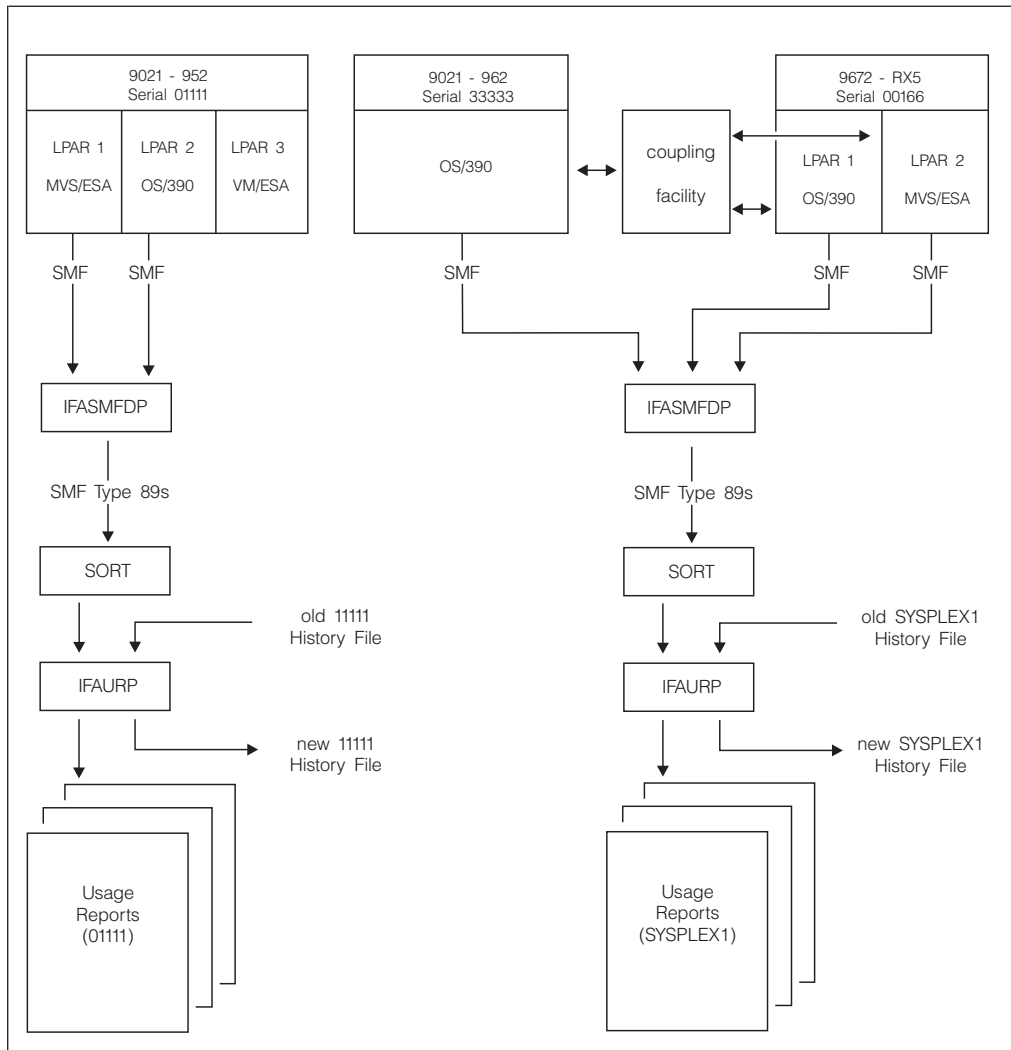


Figure 8. Example of an installation using a separate file for each reporting entity

In contrast, Figure 9 on page 15 shows a single set of history files for the entire data center. IFAURP reports the same on all the processor configurations sharing a common IBM customer number, regardless of whether you choose to maintain a separate history file for each reporting entity, or choose to maintain a single history file for the entire data center.

**Note:** IBM recommends installations use a single set of history files for their processors that share a common IBM customer number to simplify processor movement into or out of parallel sysplexes.

A complete description of the files, control statements, and reports generated by IFAURP appears in Chapter 3, “Reporting product information,” on page 25.

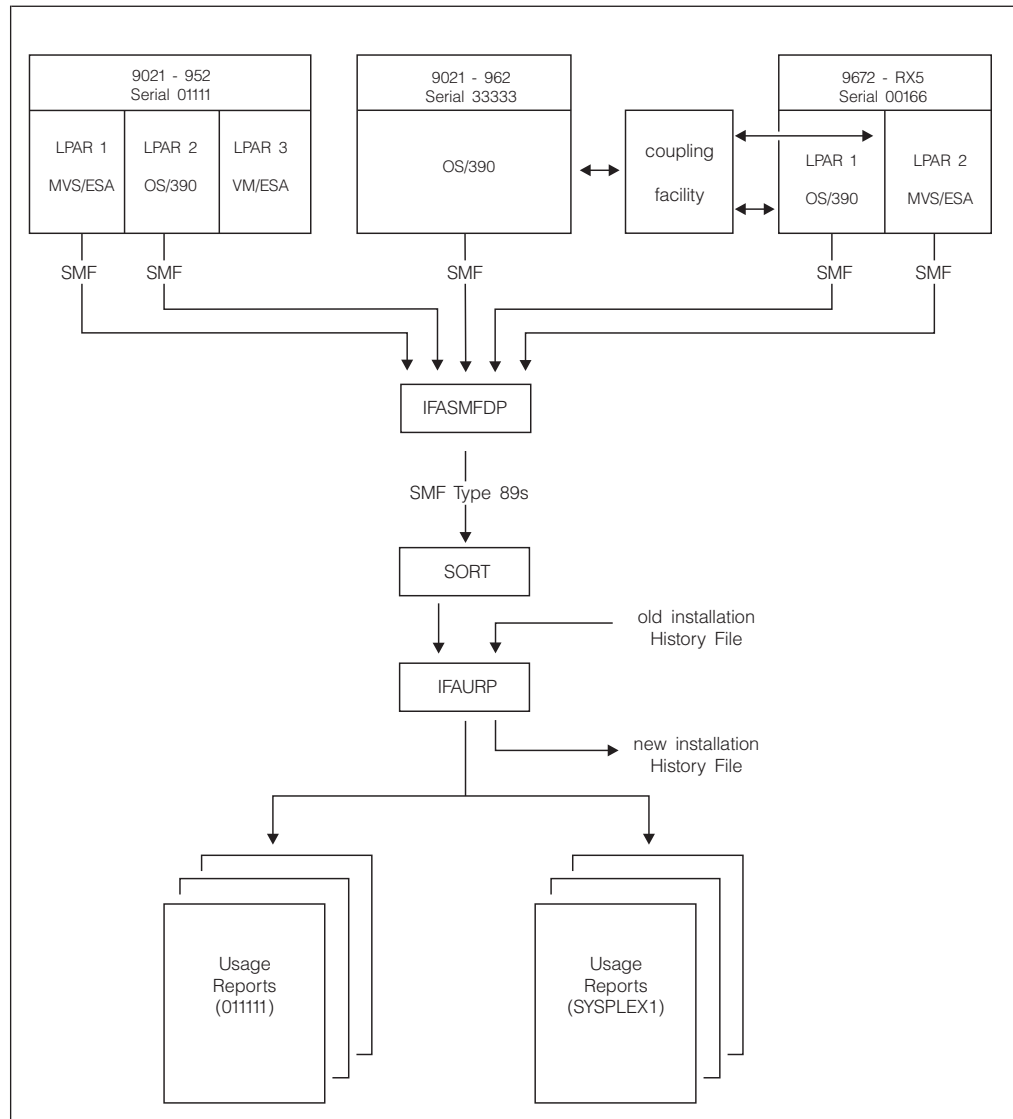


Figure 9. Example of an installation using a single history file for all reporting entities (recommended)

#### Step 4. Provide IBM with a copy of the software usage report

When you measure a product's usage for the first time, you then compare the product's GMLC (graduated monthly license charge) or PSLC (parallel sysplex license charge) price and its usage price to decide whether or not to request measured usage pricing for that product. If you choose measured usage pricing, you must both inform IBM and provide IBM with a Software Usage Report which lists that product's usage. You repeat this same process at the end of each product measurement period.

Although the usage report program generates several types of reports, you only need to send the Software Usage Report for each processor to IBM to participate in measured usage pricing. The usage report program generates Software Usage Reports by processor (or set of processors defined as a parallel sysplex) and software vendor; there is one Software Usage Report generated for each unique processor (or parallel sysplex) and software vendor combination. As a software vendor, IBM supplies each customer with a set of vendor control statements that

the usage report program uses to print the IBM mailing address and/or FAX number to which the customer must send the reports. See Chapter 3, "Reporting product information," on page 25 for additional information.

Based on instructions provided to your installation by IBM, provide the required Software Usage Reports either directly to your client representative or send them to IBM by FAX or through the mail to be received within 10 business days after the measurement period has ended. Each Software Usage Report lists the date by which it is due to IBM based on the specifics of the products being measured.

---

## Chapter 2. Product registration and enablement

This chapter has the following major sections:

- “Overview of product registration and enablement” is intended for anyone who needs to understand the basics of product registration and enablement. This section introduces required concepts and terms.
- “IBM product enablement” on page 18 is intended for anyone, such as an asset manager, who needs general information about how to enable z/OS features. *z/OS Planning for Installation* contains specific details about enabling z/OS features.
- “Product registration startup guidelines” on page 19 is intended for system programmers. This section describes how to collect and report information about registered products running under OS/390 or z/OS, for those who are already collecting SMF records and for those who are not.

**Note:** “Step 3. Process type 89 records by the usage report program” on page 22 might be of interest to those individuals responsible for scheduling and maintaining the installation's SMF production jobs.

If you are interested in information about how to use registration services in product code, see:

- *z/OS MVS Programming: Product Registration*

---

### Overview of product registration and enablement

Product registration provides a common mechanism for products to:

- Register (indicate that they are running) on a particular system
- Determine what products are registered (running) on a particular system

With z/OS, products such as z/OS features, can use registration services to determine if they are enabled to run on a particular system, which requires that the product be defined appropriately in the enablement policy for the system.

The IFAPRDxx parmlib member contains the enablement policy, which the customer defines for a system.

Figure 10 on page 18 shows how the product code, the enablement policy, and MVS registration services fit together to determine whether a product is enabled.

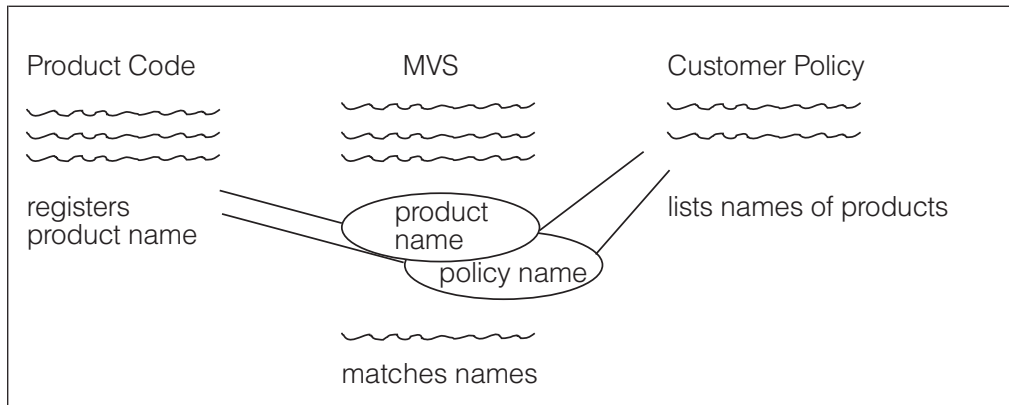


Figure 10. An overview of product enablement

As Figure 10 shows, the product code issues the register request to indicate that it is running and check its enablement status. The customer policy in IFAPRDxx defines enablement status for products. When MVS processes the register request, it matches the product name definition in the request with the entries in the enablement policy to determine if the product is enabled on the system, then issues a return code to indicate enablement status. Based on the return code, the product continues to run or ends its processing.

IBM products that package priced optional features together with the base product, like z/OS, will use the z/OS product registration and enablement services to control access to optional features based on what the customer orders.

## IBM product enablement

When you order an IBM product that packages priced optional features with the base product, IBM supplies a tailored IFAPRD00 parmlib member that enables the product and any optional features ordered with the product. Thus, any feature ordered with the product is enabled during installation when the customer copies the contents of the tailored IFAPRD00 member to an active IFAPRDxx member. If you do not order a feature, it is shipped disabled, but you can enable it at a later time.

For more information about enabling and disabling z/OS features, see *z/OS DFSMS Using Data Sets*.

The following general steps provide an overview of how to enable optional features of any IBM product that supports product enablement.

1. Make sure that your asset manager has contacted your IBM representative to alert IBM that you are starting to use the feature on a specific processor.
2. Update IFAPRDxx, the parmlib member that defines the product enablement policy for a system, to include a PRODUCT statement for the feature. For more information, see the description of IFAPRDxx in *z/OS MVS Initialization and Tuning Guide*.
3. To update the enablement policy dynamically without an IPL, issue the SET PROD operator command to specify the IFAPRDxx member(s) that define the policy. See *z/OS MVS System Commands* for more information.

The enablement policy change takes place immediately but does not affect any instances of features that are already executing. Also, activating a new



enablement policy does not start any of the enabled features. Those features will only run when explicitly started by some other action, such as a START command.

Be sure to change the PROD system parameter in IEASYSxx to point to the appropriate IFAPRDxx member(s); the IFAPRD00 member is not activated by default. This change ensures that the next IPL activates the correct policy.

If, after you use the feature, you want to discontinue its use, you must disable the feature — again using the IFAPRDxx member to define the policy change and the SET PROD command to activate the changed policy.

Because disabling the feature in the enablement policy does not stop the feature from running, you might have to explicitly stop the feature. For example, you might have to:

- Issue a command provided by the feature
- Issue the MVS MODIFY or MVS STOP command, as appropriate for the feature

Or, you might decide that the least disruptive way to stop a long-running feature is to IPL the system without the feature.

After you disable a feature, ask your asset manager to contact your IBM representative to alert IBM that you are discontinuing its use on a specific processor.

---

## Product registration startup guidelines

Product registration reporting takes advantage of existing SMF mechanisms to collect and report information about product usage. It consists of:

- A collection function
- A reporting function

The reporting function analyzes the data collected for the time period represented and produces reports about registered products.

## SMF startup guidelines

The following steps indicate the major activities required to set up SMF data collection for the first time. These steps establish an SMF environment that collects both the SMF type 89 subtype 1 records required for measured usage charges and the type 89 subtype 2 records required for product registration reporting. Installations wishing to collect additional SMF records must make appropriate changes. See *z/OS MVS System Management Facilities (SMF)* for additional examples and a complete explanation of each of the following steps:

1. Allocate and format at least two SMF data sets (VSAM clusters) that are large enough to contain all the type 89 records generated between regular dumps of these data sets.

Type 89 records require relatively small amounts of DASD space. You might start with an initial allocation of 5 tracks per day for subtype 1 and subtype 2 records, then monitor the data set and adjust the size to reflect actual usage.

2. Establish procedures and jobs to dump and clear the SMF data sets on a regular basis.

These procedures involve dumping and clearing the SMF data sets after they have been made inactive either because they are full or because an operator entered the SWITCH SMF command. CBIPO provides sample SMF dumping procedures and corresponding jobs.

Depending on the volume of data and the size of the SMF data sets, you can run the SMF dump job daily or weekly. Because the space required to store type 89 records is relatively small, installations that collect only the type 89 record might consider scheduling weekly rather than daily dumps. The following example contains sample JCL to dump and clear one of the SMF data sets, SYS1.MANX.

```
//STEP0 EXEC PGM=IFASMFDP
//SYSRINT DD SYSOUT=*
//MANX DD DSN=SYS1.MANX,DISP=SHR
//USAGE DD DSN=customer.type89.dump.dataset,DISP=....
//SYSIN DD *
        INDD(MANX,OPTIONS(ALL))
        OUTDD(USAGE,TYPE(89))
```

**Note:** If you want to collect other SMF records in addition to type 89 records, DO NOT use this JCL.

If you want to collect only type 89 subtype 2 records, change the OUTDD statement in the example as follows:

```
OUTDD(USAGE,TYPE(89(2)))
```

3. Create an SMFPRMxx parmlib member that contains the SMF parameters you need for product registration reporting.

The following example lists the parameters that must appear in the active SMFPRMxx member to enable product registration reporting.

```
ACTIVE /* ACTIVATE SMF RECORDING */
DSNAME(SYS1.MANX,SYS1.MANY) /* USE DATASETS MANX AND MANY */
SYS(TYPE(89)) /* COLLECT TYPE 89 RECORDS */
```

**Note:** If you want to collect only type 89 subtype 2 records, change the SYS option in the example as follows:

```
SYS(TYPE(89(2)))
```

Once these steps are complete, continue with the changes listed in “Guidelines for installations already collecting SMF data” on page 6. Note that step 2 of this next section can be bypassed, because it was already completed in this section.

## Guidelines for installations already collecting smf data

Installations already collecting SMF data can use the following steps to report on product registration:

1. Activate the MVS/ESA registration data collection function.
2. Collect SMF type 89 records for the required measurement period.
3. Process type 89 records through the usage report program.

### Step 1. Collect information about registered products

The installation must activate the collection function on every MVS/ESA image. The SMFPRMxx member of SYS1.PARMLIB controls the collection process. You might need to make changes to your current SYS parameter to activate the collection of SMF type 89 records. Although you can continue to collect other types of SMF records, you need only type 89 subtype 2 records for product registration reporting.

**SYS and SUBSYS parameters:** The SYS parameter specifies the global recording options for the entire system. The TYPE option of the SYS parameter indicates the

SMF record types and subtypes SMF is to generate. To report on product registration, the SMF TYPE option must include record type 89 either on the STC SUBSYS statement, if it exists, or on the SYS statement. The SUBSYS statement overrides the SYS specification. An explicit example would be:

```
SYS(TYPE(0,7,30,89))
```

Whenever you use the SUBSYS parameter with a TYPE option referring to STC, you must also explicitly include type 89, as in the following example:

```
SUBSYS(STC,TYPE(30,89))
```

In either case, you can specify 89(2) to collect only type 89 subtype 2 records.

You can also include the type 89 record implicitly as part of a range, as in the following example:

```
SYS(TYPE(0:255))
```

**EXITS subparameter:** Although the exit names provided by your installation's current EXITS subparameter need not be changed for product registration, insure that exit IEFU84 is not used by installation code to alter any fields in the type 89 records or suppress the writing of type 89 records.

If your installation uses exits IEFUSI or IEALIMIT to control the size of the user region assigned to a job step, IBM recommends that your exit be changed to allow the region size for program IFAURP to be set by JCL used to execute this program.

**INTERVAL subparameter:** The type 89 record has a default interval value of 60 minutes, which is also the maximum interval value. The type 89 record is always synchronized to the start of the hour (00 minutes, 00.00 seconds after the hour). Under the proper conditions the SMFPRMxx INTERVAL subparameter can set the interval at which type 89 records are written. The INTERVAL subparameter can also influence the way that SMF reports task and function time, when used in conjunction with the INTVAL and SYNCVAL parameters. See "INTVAL and SYNCVAL parameters" for details.

If you have provided an INTERVAL, either through a numeric value or through the SMF suboption, its value is used for the type 89 interval only when that value can evenly be divided into 60 minutes. If you have used the NOINTERVAL subparameter or provided no INTERVAL parameter, the default (60-minute) interval is used for the type 89 records. Regardless of the interval value used, type 89 records are always synchronized to the start of the hour.

In the following example, the installation has set interval recording so that no more than 2 hours of accounting data is lost. This value will result in the use of 60 minutes as the interval for type 89 records.

```
INTERVAL(020000)
```

In the next example the installation has set interval recording to 30 minutes. Because this value is both less than 60 minutes and divides evenly into 60 minutes, one or more type 89 records are written every 30 minutes synchronized to the start of the hour.

```
INTERVAL(003000)
```

**INTVAL and SYNCVAL parameters:** SMF provides the INTVAL and SYNCVAL parameters. The INTVAL parameter can be used to set the interval at which the type 89 records are created only when two conditions are met:

1. You have specified the SMF suboption of INTERVAL.
2. INTVAL has a value that divides evenly into 60 minutes.

## Step 2. Collect SMF type 89 records

You can continue to use your installation's current SMF procedures for dumping and saving the type 89 records providing those procedures:

1. Collect SMF records from MVS images that you need.
2. Allow for the type 89 records to be saved long enough to be processed by the usage report program, IFAURP.

Because of the important role that type 89 records play in reporting on registered products and establishing software charges, installations can choose to modify existing SMF procedures to create and maintain unique SMF data sets that contain only type 89 records. An installation can separate the type 89 records at any of several steps in the current SMF process, including the initial SMF dump step that dumps the contents of the current full SMF data set(s) to another data set created by the installation.

The job step that performs this dumping and clearing process can selectively write the type 89 records to another SMF data set. Because the type 89 records are expected to need relatively little space, many installations might decide to manage type 89 records in separate data sets. The example that follows contains sample JCL, which shows how to write type 89 records to a separate data set as a part of the existing SMF dumping/clearing job step. **Bold face** type highlights the changes made to an existing SMF dump procedure to separate the type 89 records.

```
//STEP0    EXEC PGM=IFASMFDP
//SYSPRINT DD  SYSOUT=*
//DUMPIN1  DD  DSN=SYS1.MANx,DISP=SHR
//DUMPIN2  DD  DSN=SYS1.MANy,DISP=SHR
//DUMPOUT  DD  DSN=customer.usual.dump.dataset,DISP=.....
//USAGE   DD  DSN=customer.type89.dump.dataset,DISP=....
//SYSIN    DD  *
           INDD(DUMPIN1,OPTIONS(ALL))
           INDD(DUMPIN2,OPTIONS(ALL))
           OUTDD(DUMPOUT,TYPE(0:255))
           OUTDD(USAGE,TYPE(89))
```

## Step 3. Process type 89 records by the usage report program

To report on registered products, you use the usage report program, IFAURP, to process all the SMF type 89 records collected for the measurement period. There is no requirement, however, to run IFAURP on the processor on which the type 89 records were collected.

Once IFAURP processes these records, you may discard them, because IFAURP saves the usage information contained on these records in a relatively small history file. Even so, IBM recommends that the installation retain these records, perhaps on tape, for up to a year and a half to be able to process the records if necessary. A single tape/cartridge should easily accommodate all the type 89 records generated by all the MVS/ESA images in a large installation over the course of a year, when the records have a BLKSIZE of 32,760.

IFAURP has been designed to accommodate the data collected from any mix of processor configurations. A single execution of IFAURP can handle any combination of processor configurations. A "processor configuration" can be a single MVS/ESA LPAR or all the MVS/ESA images for all the processors in the installation's data center, including those processors that are a part of parallel sysplexes, whenever they all share a common IBM customer number. IFAURP can

also accommodate a wide variety of processing and scheduling requirements, which are often highly installation dependent. For instance, you can run IFAURP to process SMF data sets daily, weekly, monthly, or more or less often.

IFAURP recognizes duplicate SMF records, which often occur as the result of procedural errors. IFAURP bypasses all duplicate records, regardless of whether they are recognized as duplicates during a single execution of IFAURP or across multiple executions of IFAURP. The latter case might occur when unique type 89 records are processed on one execution of IFAURP, during which the appropriate usage data is placed in the history file, followed by another execution of IFAURP with the same SMF input data set. In this case, IFAURP recognizes the records on the input data set as duplicates of the data already stored in the history file.

Running IFAURP to report on registered products is very similar to running IFAURP to report on measured usage. If you need more information about running IFAURP, see “Step 3. Process type 89 records by the usage report program” on page 10. Figure 6 on page 12 shows sample JCL, available in SYS1.SAMPLIB member IFAUJCL.

**Note:** If you use the sample JCL to report on registered products, add a PARM value to the EXEC statement for IFAURP; see “IFAURP parameter” on page 30.



---

## Chapter 3. Reporting product information

As described in Chapter 1, “Usage accounting,” on page 1 and Chapter 2, “Product registration and enablement,” on page 17, product management functions extend SMF to automatically:

1. Measure product usage for any product that registers with SMF and requests the usage measurement function.
2. Collect information about products that register with MVS as running on a particular system image.

SMF also provides a reporting function, IFAURP, a postprocessor program that calculates and reports product usage and product registration, based on the data collected by SMF. This usage report program, IFAURP, is described in detail in this chapter. The major sections include:

- **IFAURP Overview:** provides a high level view of the usage report program.
- **Invoking IFAURP:** describes the JCL (DD and control statements) necessary for invoking the usage report program.
- **Types of Reports:** describes the reports produced by IFAURP, their format and the meaning of the fields.
- **IFAURP Abend and Condition Codes:** lists the possible conditions codes you might receive upon completion of IFAURP and their meanings.
- **Usage Report Program Messages:** lists the messages you might receive from IFAURP processing.

Chapter 4, “Usage pricing examples,” on page 77 contains multiple examples of how to use IFAURP for usage pricing. The chapter lists the control statements and resulting reports for typical customer usage reporting scenarios.

---

### IFAURP overview

The primary functions of the usage report program are:

- To produce the Software Usage Report required from customers who participate in IBM software usage pricing. In addition to listing the usage values for IBM usage-priced products, this report also indicates the date that the next product measurement period ends and the date that a copy of the resulting Software Usage Report must be received by IBM.
- To produce the Software Product Registration Report, which lists the products that have registered with MVS as running on the system. This report shows optional z/OS elements that your installation has enabled as well as other registered products.

The usage report program also generates several additional types of reports that are intended as customer aids in identifying abnormal conditions in the SMF data being processed by that execution of the usage report program. One additional report, the Time Period Report, assists in the scheduling aspects related to usage pricing by consolidating both the reporting dates and the measurement schedules required for all measured products, processors, and sysplexes.

In addition to reporting usage data for IBM products, the usage report program can report usage data for any software vendor who wants to measure and report

the usage of products in a manner similar to IBM software usage pricing. The Software Usage Report consolidates the usage values for each vendor's products on a report unique for that vendor. Vendors can generate the same standard Software Usage Report used by IBM or can generate unique reports through the use of the IFAURP vendor exit interface.

The usage report program supports data collected from MVS/ESA-capable IBM processors and selected non-IBM processors when they are configured as stand-alone processors (i.e. not part of a parallel sysplex). The usage report program also supports 'sysplex' data collected from coupling-capable processors when they are configured as part of a parallel sysplex.

The usage report program requires a set of control statements to define the customer, the vendor, the processor configurations, and the products. This information will be supplied by three different sources: IBM, vendors, and the data center, as described in detail in "IFAURP control statements" on page 34.

The usage report program provides a control parameter. If you want to report on registered or enabled products, such as optional z/OS elements, you must supply the parameter, described in detail in "IFAURP parameter" on page 30.

To participate in usage pricing, you must process the SMF type 89 records generated on all the participating OS/390 and z/OS guests, LPARs, processors, and sysplexes over the required measurement period. To simplify this task, IFAURP can process the resulting SMF type 89 records as frequently as is convenient for the customer. The usage report program saves the usage data on a history file for use by the Software Usage Report. IFAURP can, therefore, process SMF type 89 records for multiple processors and sysplexes on a daily basis and show the most recent 12 months of the usage data on the Software Usage Report.

## **Determining the processors associated with a history file**

If your installation has multiple processors, you must decide how many processors to process in the same old/new set of history files. You may decide to have a separate history file for each processor or a single history file for all your processors that share a common IBM customer number. Once you decide, the same processors must always be associated with the same set of history files. There are three rules you must follow to determine which processors can/must be processed in the same history file:

1. All the OS/390 and z/OS guests or LPARs on the same processor must use the same set of history files.
2. All the processors in a parallel sysplex must use the same set of history files.
3. All the processors in the same history file must share a common IBM customer number.

There are several advantages to associating as many processors as possible with a single history file. They are:

1. A single execution of IFAURP can process the records from all the processors associated with the history file.
2. A single execution of IFAURP can produce all the reports for all the processors associated with the history file.
3. It simplifies defining existing coupling capable processors as part of a new parallel sysplex.



4. The reporting dates, measurement period, and billing periods for all processors and sysplexes in the same history file, are printed on a single Time Period Report for each vendor's products.
5. The relative position of the months in the Software Usage Report is the same for all processors sharing a common history file, regardless of the earliest START data on each of the processors.

## What IFAURP does

IFAURP accepts several types of inputs, performs usage calculations on all SMF input data, and produces several reports, as well as a history file, as shown in Figure 11. There are two types of input: processing instructions and data, with some input sources capable of supporting both types of input. The customer supplies the processing instructions for selecting specific products to place under ULC or MULC by providing SYSIN control statements. Copies of all the previous active control statements are provided by the SYSHIN history file. Any control statements in the history file are overridden by the SYSIN control statements when appropriate.

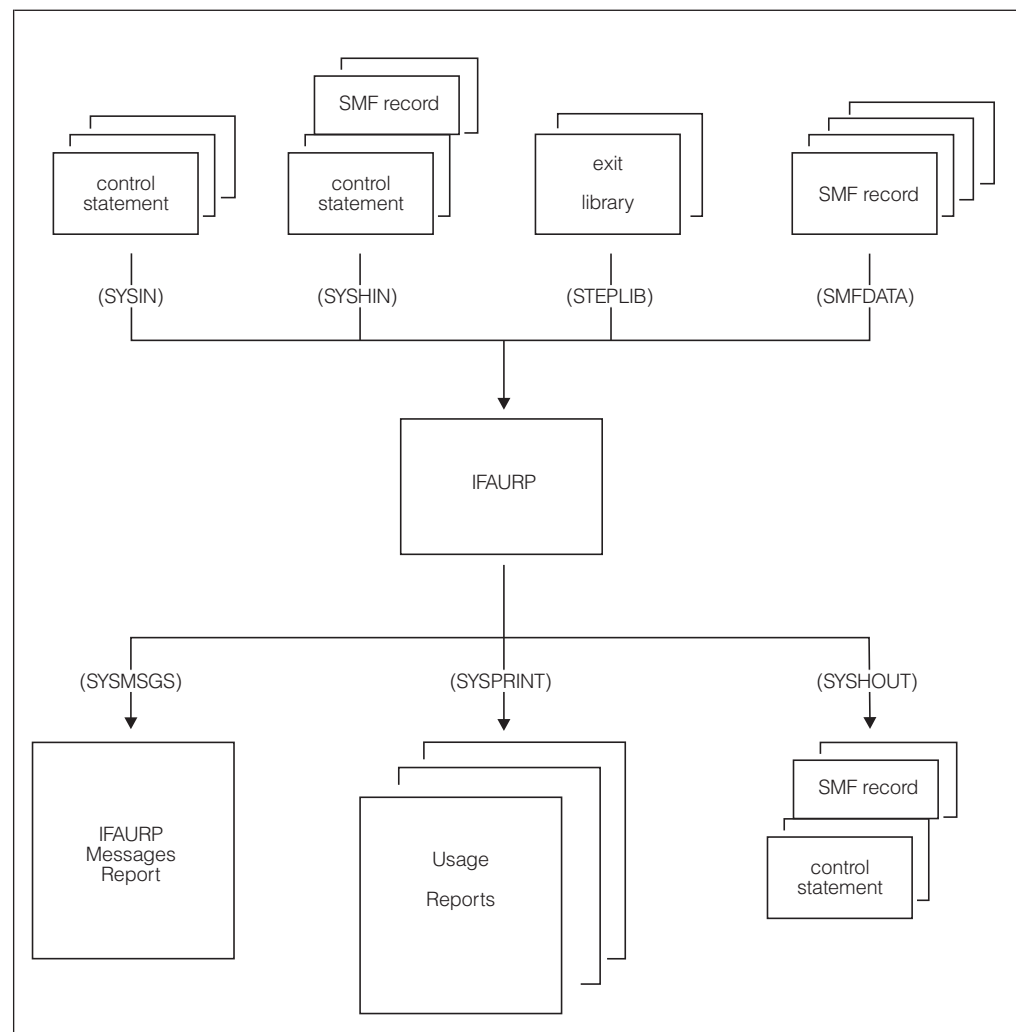


Figure 11. IFAURP input and output files

Processing control, as well as instructions, can be supplied by IFAURP vendor exits, as loaded by IFAURP from the //STEPLIB library, libraries concatenated to the //STEPLIB library, any libraries provided by vendors for their products,

//JOB LIB libraries, if provided, or libraries included in the system LNK LST concatenation. These exits can only affect the products that they are associated with. Batch Pipes/MVS and MQM MVS/ESA are two IBM products that supply and require such exits. Lastly, IFAURP, itself, contains a list of all the supported processors and the SU Factors that IFAURP will use the usage calculations.

Data is provided to IFAURP by both the customer and the SMF type 89 records. The customer provides data via the control statements. This data includes descriptive and/or identifying information about the customer, vendors (including IBM) and the customer's processors. SMF data is provided by both the SMF DATA file(s), that contain sorted SMF type 89 records never before processed by IFAURP, and the SYSHIN file, that contains a sorted copy of all the SMF type 89 records that were processed by a previous execution of IFAURP. Data is also provided by the vendor exits. This data must be provided by the exit on every execution of IFAURP because it is not stored on the history file.

IFAURP produces several types of output. Error messages, copies of the control statements active for this execution of IFAURP, processing messages, and hexadecimal dumps of erroneous SMF records are all written to the SYSMSG S file. All the remaining usage reports are written to the SYS PRINT file. All the active control statements and the valid SMF type 89 records input from the SMF DATA file(s) and SYSHIN file are saved in sorted order on the SYSHOUT file.

Each execution of IFAURP uses all the instructions supplied by this and all previous executions to process all the SMF records supplied by the SMF DATA file(s) and reprocess all the data supplied by the SYSHIN file. IFAURP's philosophy, to recalculate all usage values, allows IFAURP to produce reports that reflect all the instructions and all the SMF data processed up to that execution. This philosophy provides the following benefits:

1. Allows customers multiple opportunities to correct errors related to incorrect control statements or related to missing product-specific vendor exits, without requiring all SMF data to be sorted and supplied in the SMF DATA file on every execution of IFAURP.
2. Allows customers to process sorted SMF data files out of date sequence (that is, supply missing SMF input files in a later execution of IFAURP) or process SMF files from each LPAR of a multiple LPAR processor in its own execution of IFAURP, provided the same set of history files are used by data from all LPARs on that processor. The SMF data provided for the other LPARs on later executions of IFAURP will be also be used when recalculating all the usage values for that processor.
3. Allows customers multiple opportunities to change the control statements and reprocess the same data. Examples of these situations include requesting IFAURP to calculate usage values prior to committing to the usage pricing option as described in "Example 1: Deciding which products to select for measured usage pricing" on page 79 and "Example 12: Deciding which products to select for S/390 usage pricing charges" on page 116. There may also be situations where IBM directs the customer to reprocess all the same data, using a specific set of control statements supplied by IBM.

## IFAURP considerations

The customer can choose to allow IFAURP to manage the control statements and SMF data processed by each execution of IFAURP, or can choose to manage both themselves. IBM recommends that the customer use IFAURP to manage the control statements and SMF data.

The customer uses IFAURP to manage the control statements and SMF data by always producing an output history file (SYSHOUT) and using that file as input (SYSHIN) to the next execution of IFAURP. When executing IFAURP in this manner, the only control statements that are required for each execution are new control statements that haven't already been used in a previous execution of IFAURP that ended successfully (with a condition code of 00 or 04). The SMF records supplied via SMFDATA are, likewise, only those SMF records not already processed in a previous execution of IFAURP that ended with a condition code of 00 or 04. If the same records are supplied a second time, they will be excluded from processing as duplicate records. Because IFAURP uses the history file to manage the control statements and SMF data, the customer need only pass the control statements and SMF data to one successful execution of IFAURP to have both managed and used in future executions of IFAURP as appropriate. SMF data older than twenty-four months is automatically purged from the history file.

The customer can assume the responsibility for explicitly managing both the control statements and the SMF type 89 records by omitting the history files (using DUMMY for both SYSHIN and SYSHOUT DD statements). Because the Software Usage Report provides usage data for up to one year's data collected on all LPARs of a processor or parallel sysplex, all that SMF data must be processed via the SMFDATA file each time IFAURP is executed, together with the full set of control statements, that must be provided in the correct order as new products or processors are added over the year. Failure to provide a Software Usage Report that contains all the required data processed with the correct sequence of control statements will invalidate continued use of usage pricing for future billing periods.

Failure to use the IFAURP history files in the manner described places the burden of correctly managing all the SMF data and IFAURP control statements on the customer.

---

## Invoking IFAURP

IFAURP (the usage report program) is invoked by specifying PGM=IFAURP on the execute JCL statement using JCL similar to that shown in Figure 12 on page 30.

---

```

//IFAURP EXEC PGM=IFAURP,REGION=0M,PARM=ALLREPORTS
//STEPLIB DD DSN=SYS1.SIFALIB,DISP=SHR
// DD DSN=vendor.lib,DISP=SHR (OPTIONAL - PROVIDED BY VENDOR)
//SYMSGS DD SYSOUT=*
//SYSUDUMP DD SYSOUT=*
//SYSPRINT DD SYSOUT=*
//vendor DD SYSOUT=* (OPTIONAL - FOR vendor's REPORTS)
//SMFDATA DD DSN=&&SORT89,DISP=(OLD,DELETE)
//SYSHIN DD DSN=MULC.HISTORY.#1234567(0),DISP=OLD
//SYSHOUT DD DSN=MULC.HISTORY.#1234567(+1),DISP=(NEW,CATLG,DELETE),
// DCB=(RECFM=VBS,LRECL=32760,BLKSIZE=16384),
// UNIT=SYSDA,SPACE=....
//SYSIN DD *

*
* Customer name and address
*
CUSTOMER(NAME('Acme Tulle and Dye Company')
ADDRESS('155 Main Street',
'New London, CT 05512')
CONTACT('Fred Tulle')
PHONE('(203) 000-1212 ex 54'))

*
* Vendor name and address
* (sample only - IBM rep will supply to each customer)
*
VENDOR(PRODOWNER('IBM CORP')
NAME('IBM Branch Office')
ADDRESS('1133 Westchester Avenue',
'Major City, Sample State 10604',
'FAX: 1-800-000-1212 ATTN: Measured Usage Pricing')
CODE(1234567))

*
* Parallel sysplex definition and products
*
SYSPLEX(ID(SYSPLEX1)
PLEXDATE(19940328)
PROCESSOR ((9021,962,33333),(9672,RX5,00166))
PRODUCT (PRODOWNER('IBM CORP')
PRODNAME('CICS')
START(19941101,ALIGN(1)))
PRODUCT (PRODOWNER('IBM CORP')
PRODNAME('IMS TM')
START(19941101)))

*
* Processor definition and products
*
PROCESSOR((9021,952,01111)
PRODUCT (PRODOWNER('IBM CORP')
PRODNAME('CICS')
START(19941103))
PRODUCT (PRODOWNER('IBM CORP')
PRODNAME('TSO/E')
START(19941103))
PRODUCT (PRODOWNER('IBM CORP')
PRODNAME('IMS TM')
START(19941103)))
/*

```

---

Figure 12. Sample JCL and control statements for invoking IFAURP

## IFAURP parameter

The IFAURP parameter, specified in the PARM field of the EXEC statement, tells IFAURP what reports you want. The PARM field has the following syntax:

PARM=USAGE PRODUCT ALLREPORTS USAGEH PROCESSORS PCAUDIT
---

**USAGE**

Requests only the reports for usage pricing. USAGE is the default.

**PRODUCT**

Requests only the reports for registered products.

**ALLREPORTS**

Requests the reports for both usage pricing and registered products.

**USAGEH**

Requests the outage and statistics reports for data from the history file and/or the current SMF data.

**PROCESSORS**

Requests a report listing the processors supported by the current level of IFAURP installed on the system.

**PCAUDIT**

Requests the Processor Capacity Audit Report. This parameter requires that the IFAURP input data is to be sorted by date and time. See the “The processor capacity audit report” on page 73.

If you supply any other value, IFAURP issues an error message and stops processing. Correct the error and rerun the program.

## IFAURP DD statements

The DD statements for the usage report program and associated file descriptions are described as follows.

### STEPLIB DD statement

The STEPLIB DD statement specifies the name of the IBM load library, SYS1.SIFALIB, where the usage report program, IFAURP, resides. This library is shipped as part of z/OS. This library may contain required modules from IBM program products supporting usage pricing. All IFAURP maintenance and enhancements will be directed to this library.

If you need IFAURP to process type 89 records from multiple MVS releases, identify SYS1.SIFALIB for the most current release, OS/390. (As long as you specify the current SYS1.SIFALIB, you can run IFAURP under OS/390 or z/OS.)

Vendors who want to use IFAURP to report on their own products can supply the customer with a load library containing a vendor exit for IFAURP to invoke. Each required vendor library must be explicitly provided to the customer by the vendor together with explicit instructions describing the appropriate JCL and associated IFAURP control statements. You must concatenate these vendor load libraries with SYS1.SIFALIB on the STEPLIB DD statement. Avoid accidental name collisions with IBM modules by not placing vendor exits to IFAURP in SYS1.SIFALIB. Vendors may, alternatively, place their load modules in a pre-existing vendor load library that is already included in the LNKLIST concatenation. In this case no STEPLIB DD is required for vendors.

The STEPLIB DD statement is required if SYS1.SIFALIB is not included in the LNKLIST or if vendors require it for their own product exits. If vendors do provide such exits, SYS1.SIFALIB must always appear as the first STEPLIB dataset even if it is already in the LNKLIST. IBM recommends omitting this library from the

LNKLST because maintenance to LNKLST libraries requires a REFRESH of LLA for the maintenance to take affect. This REFRESH is often not performed because the individuals applying the maintenance are not the same individuals performing the REFRESH.

### **SYSUDUMP DD statement**

The SYSUDUMP DD statement specifies the output class where the dump is placed in the event of an ABEND. A data set name may be used instead of a sysout class. If you specify a data set name, the record format (RECFM) must be VBA, the logical record length (LRECL) must be 125, and the block size (BLKSIZE) must be 1632. This statement is not required. Although this DD statement is optional, IBM recommends using it to aid in problem determination.

### **SYSPRINT DD statement**

The SYSPRINT DD statement specifies a sysout class where all product usage reports produced by IBM are written. Vendors using the usage report program to report their product's usage may use this DD statement or an alternate vendor DD statement for their reports. A data set name can be used instead of a sysout class. If you specify a data set name, the record format (RECFM) must be FBA, the logical record length (LRECL) must be 133, and the block size (BLKSIZE) must be any multiple of the logical record length. This statement is required.

Since SYSPRINT holds a variety of different reports, cutting and pasting the Software Usage Report out of SYSPRINT can be troublesome. To make things easier, you can use the optional SYSUSAGE DD statement to specify a separate sysout class where the Software Usage Report is written.

### **SYSUSAGE DD statement**

The SYSUSAGE DD statement specifies a sysout class where all Software Usage Reports produced by IBM are written. Vendors using the usage report program to report their product's usage may use this DD statement or an alternate vendor DD statement for their reports. A data set name can be used instead of a sysout class. If you specify a data set name, the record format (RECFM) must be FBA, the logical record length (LRECL) must be 133, and the block size (BLKSIZE) must be any multiple of the logical record length. This statement is optional.

If you specify the SYSUSAGE DD statement, but the file cannot be successfully opened (example, if the DD statement is missing), you will receive message IFA303S ERROR OPENING DDNAME SYSUSAGE. Because SYSUSAGE is optional, IFAURP will continue processing even if the DD statement is missing, or if it is specified but the file cannot be successfully opened.

### **Vendor DD statement**

The vendor DD statement specifies the sysout class where all product usage reports produced by a specific vendor are written. The decision to require this DD statement is made by the vendor, who must then communicate this requirement to the customer, as well as, provide specific instructions for this statement's use. Each vendor may require a vendor DD statement unique to them.

A data set name can be used instead of a sysout class. If you specify a data set name you must obtain the appropriate DCB information from the vendor. This statement is not required if only IBM products are being reported, and may or may not be required when vendor products are being reported.

## **SYSMSGS DD statement**

The SYSMSGS DD statement specifies the sysout class where all messages produced by the usage report program are written. A data set name can be used instead of a sysout class. If you specify a data set name, the record format (RECFM) must be FBA, the logical record length (LRECL) must be 133, and the block size (BLKSIZE) must be any multiple of the logical record length. This statement is required.

## **SMFDATA DD statement**

The SMFDATA DD statement specifies the name of the data set containing the sorted SMF type 89 records. These variable length SMF records must be pre-sorted into ascending character order starting at record position 5 (the first position after the 4 byte RDW) for a length of 250 characters. This statement is required, but may be a DUMMY statement under the appropriate circumstances, provided a block size is specified on the dummy statement, such as:

```
//SMFDATA DD DUMMY,DCB=BLKSIZE=4096
```

The DUMMY statement would be appropriate when another copy of a report is required using only the contents of the history file.

## **SYSHIN DD statement**

The SYSHIN DD statement specifies the name of the data set that contains the history data created from previous invocations of the usage report program. This statement is required.

### **Note:**

1. You must use a DUMMY statement when there is no previous history file (that is, the very first execution of usage report program). The suggested DUMMY statement is:

```
//SYSHIN DD DUMMY,DCB=BLKSIZE=4096
```

2. This statement can not specify the same physical data set as is specified by the SYSHOUT DD statement.

## **SYSHOUT DD statement**

The SYSHOUT DD statement specifies the name of the data set that contains the history data created from the current and previous invocations of the usage report program. The history data is stored in variable length records having a maximum record length of 32756 bytes. You can allocate the data set with a RECFM=VB, LRECL=32756 and BLKSIZE=32760, or use alternate RECFM and BLKSIZE values to make more efficient use of DASD space. RECFM=VBS allows the customer to choose a BLKSIZE that can be less than 32760 and thus optimized for the specific DASD device where the file is stored. This statement is required.

**Note:** If you are using DFSMS you can alternatively specify BLKSIZE=0 for a system-determined block size, provided you also specify RECFM=VBS for this case.

Management of the “old file in” / “new file out” lifecycle of this data set can be simplified by using generation data groups that provide for unchanging data set names in IFAURP's JCL while the system (DFP) keeps track of the specific data set names. See “Determining the processors associated with a history file” on page 26 before creating a history file.

## **SYSIN DD statement**

The SYSIN DD statement is used to supply the control statements required by the usage report program. You can supply these statements either through the JCL input stream as indicated in Figure 12 on page 30 or as a permanent dataset. The control statements are described in “IFAURP control statements.” This statement is required.

## **PCAUDIT DD statement**

The PCAUDIT DD statement specifies a sysout class where the Processor Capacity Audit Report is to be written. It is required if you want to invoke the IFAURP program with the PCAUDIT parameter specified; otherwise, it is optional. You can specify a data set name instead of a sysout class. If you specify a data set name, the following values are required:

- Record format (RECFM) must be FBA
- Logical record length (LRECL) must be 133
- Block size (BLKSIZE) must be any multiple of the logical record length.

If you specify the PCAUDIT parameter when you invoke the IFAURP program, but fail to specify the PCAUDIT DD statement, or if the file specified on the PCAUDIT DD statement cannot be opened, the system generates an ABEND=S000 U0902 REASON=00000000 with message the following message:

```
IFA303S ERROR OPENING DDNAME
```

## **IFAURP control statements**

To generate reports on registered products, CUSTOMER is the only required control statement, and NAME is the only required keyword.

The CUSTOMER statement is optional if the following are both true:

- You have used the CUSTOMER statement in a previous execution of IFAURP.
- You use a history file as input when you execute IFAURP.

Customers who are interested in usage pricing but want to generate ‘quick’ reports before making any decision on usage pricing, can do so by supplying only a CUSTOMER control statement with the NAME keyword. This single statement will allow IFAURP to process all files and generate all reports. An example of such a control statement is:

```
CUSTOMER(NAME('Acme Tulle and Dye Company'))
```

If you are collecting data on any non-IBM processor, you must supply a PROCESSOR control statement as well, or the program issues message IFA328S for each unrecognized processor.

**Note:** These reports will not be sufficient for usage pricing until all the necessary control statements are used.

**Customers wishing to participate in usage pricing are required to supply the appropriate IFAURP control statements** to provide the usage report program with information about themselves and their hardware configurations and participating usage pricing products. This information is required to resolve an ambiguous situation that might arise when multiple products, processors, and vendors are involved, because a single execution of IFAURP can generate every combination of IFAURP reports possible for the entire data center, provided all the necessary data is available in a single history file.



The supported control statements are:

- CUSTOMER
- VENDOR
- SYSPLEX
- PROCESSOR
- TRANSFER

Following is a list of those control statements that are either recommended or required by IBM for usage pricing. Once the required control statements are in a history file, those statements become optional if the history file is used as input on future executions of IFAURP.

**CUSTOMER**

required

**NAME**

required

**ADDRESS**

recommended

**CONTACT**

recommended

**PHONE**

recommended

**VENDOR**

required

**PRODOWNER**

required and must be 'IBM CORP'

**NAME**

'IBM Corporation' or as supplied by IBM representative

**ADDRESS**

required and supplied by IBM representative

**CODE**

required

**SYSPLEX**

required (if PROCESSOR statement not present)

**ID** required

**PLEXDATE**

required

**PROCESSOR**

required (if CLUSTER keyword not present)

**CLUSTER**

required (if PROCESSOR keyword not present)

**PRODUCT**

required

**PRODOWNER**

required and must be 'IBM CORP'

**PRODNAME**

required

**START**

required

**PROCESSOR**

required (if SYSPLEX statement not present)

**(type,model,ser)**

required

**PRODUCT**

required

**PRODOWNER**

required and must be 'IBM CORP'

**PRODNAME**

required

**START**

required

**Notes on control statement syntax:**

1. You must supply the keywords on each statement in the order shown in the syntax example.
2. Keywords themselves must be in UPPER CASE, while many of the values supplied for them need not be.
3. The keyword values enclosed within quotes can consist of any printable character in the US English EBCDIC character set, including a blank.
4. Code uppercase letters, words, and characters exactly as they appear in the syntax.
5. Lowercase letters, words, and symbols in the syntax represent variables. Substitute specific information for them.
6. An ellipsis (...) follows an item that you can code more than once. Never code ... on a control statement.
7. Brackets surround an *optional* item or items and indicate that you can code one or none of the enclosed items. Never code [ or ] on a control statement.
8. A vertical bar (|) indicates an exclusive OR. Never code | on a control statement. It is used between choices within braces or brackets; it indicates that you code only one of the items within the braces or brackets.
9. Braces ( { } ) surround *required*, related items and indicate that you must code one of the enclosed items. Never code { or } on a control statement.

**CUSTOMER control statement**

The keyword values on the CUSTOMER control statement identify the customer in a meaningful way to all the customer's vendors. It is a required statement and requires the NAME keyword. The ADDRESS, CONTACT, and PHONE keywords are optional. The values supplied on this control statement appear in the heading of each report generated by this execution of IFAURP.

**Note:** Data specified in the CUSTOMER control statement is stored in the customer's history file. Once the CUSTOMER data is in the history file, the CUSTOMER control statement becomes optional. Any data entered in a subsequent CUSTOMER control statement will replace the data stored in the history file.

The CUSTOMER control statement must be the first control statement specified. All other control statements can be specified in any order. Sample CUSTOMER control statements can be found in examples 1, 2, 5, 6, 7, 9, 10, and 11, under Chapter 4, "Usage pricing examples," on page 77.

### Syntax

```
CUSTOMER(NAME('name')
          [ADDRESS('address1'[,..])]
          [CONTACT('contact')]
          [PHONE('phone')])
```

#### **CUSTOMER(NAME('name'))**

Specifies the company name or similar identifier of the origin of the report. Value enclosed in quotes and is 1-40 characters in length.

#### **ADDRESS('address')**

Specifies the company address in 1-6 lines. Enclose each line in quotes and separate it from the next line by a comma. Each line is 1-40 characters in length.

#### **CONTACT('contact')**

Specifies the name of the contact for the company. Enclose the value, that can be 1-20 characters in length, in quotes.

#### **PHONE('phone')**

Specifies the phone number of the company contact. Enclose the value, that can be 1-20 characters in length, in quotes.

### **VENDOR control statement**

Specify a VENDOR statement for each vendor who wants software usage reports produced. The VENDOR statement is required for MULC. When specified:

- The NAME, CODE, and PRODOWNER keywords are required
- The ADDRESS, EXIT, and PRINTDD keywords are optional
- EXIT can be specified without PRINTDD
- PRINTDD is only meaningful if specified with EXIT

When the VENDOR is IBM CORP, the *customer\_number* parameter must be the customer number assigned by IBM. If the VENDOR is not IBM, you must contact the vendor for the correct value. The contents of the VENDOR control statement appear in the heading of the Software Usage Report. See "The software usage report" on page 53 for an example.

**IBM usage pricing note:** Your IBM representative will provide a vendor control statement appropriate for you.

Sample VENDOR control statements can be found in examples 1 and 2 under Chapter 4, "Usage pricing examples," on page 77.

### Syntax

```
[VENDOR(PRODOWNER('product_owner')
        NAME('name')
        [ADDRESS('address'[,..])]
        CODE(customer_number)
        [EXIT(exit_name)]
        [PRINTDD(vendor DD)])]
```

**VENDOR(PRODOWNER('product\_owner'))**

Specifies the name of the product owner. The parameters specified on the PRODOWNER keyword must be the value the vendor specifies when registering for usage measurement services. Contact the vendor for the correct value. **When the vendor is IBM, the PRODOWNER must be 'IBM CORP'.** The value is enclosed in quotes and is 1-16 characters in length.

**NAME('name')**

Specifies the vendor information for its product's usage. The value is enclosed in quotes and is 1-40 characters in length.

**ADDRESS('address')**

Specifies the vendor's street address. Specified as 1-6 lines. Each line enclosed in quotes and separated from the next line by a comma. Each line is 1-40 characters in length.

**CODE(customer\_number)**

*customer\_number* is a value that is defined by the vendor to identify a particular customer. Selected reports list this number immediately after the title, "Customer No:".

When the vendor is IBM, the parameter specified on the CODE keyword is the customer number assigned by IBM. If the vendor is not IBM, the customer should supply a value that is meaningful to that vendor. Value is 1-8 characters in length and consists of only alphanumeric and national characters.

**EXIT(exit\_name)**

Specifies the vendor *exit name* (load module name) that is supplied by the vendor. The value is 1-8 characters in length and consists of only alphanumeric and national characters. The EXIT keyword is optional and is only used at the specific direction of a vendor. This keyword is ignored when the vendor is IBM.

**PRINTDD(vendor DD)**

Specifies the *vendor DD* used by the vendor's usage reporting exit for printing reports. See Appendix B, "IFAURP program exit," on page 167 for further details. The name specified by *vendor DD* must match a JCL DD statement in the job stream. Value is 1-8 characters in length and consists of only alphanumeric and national characters. The PRINTDD keyword is optional, and when the vendor is IBM, it is ignored.

**SYSPLEX control statement**

This control statement is optional. It is required only when the customer chooses to participate in usage pricing rather than PSLC for specific products executing across the sysplex. Usage pricing participation in a sysplex is on a product basis, so that some products may be charged by usage (on all processors defined in the sysplex) while other products in the sysplex are still free to use PSLC.

The SYSPLEX control statement defines the:

1. Name of the sysplex for billing purposes
2. Processors included in the sysplex
3. Date when this specific processor configuration became effective
4. Software products to be usage priced across this sysplex

With a sysplex, products are defined to the sysplex itself rather than to specific processors in the sysplex, and product usage is aggregated across all processors defined as being a part of the specified sysplex. Only coupling capable processors (such as 9121 511-based, 9021 711-based, or the 9672 Parallel Transaction Server

family) are supported by the SYSPLEX control statement. Multiple SYSPLEX control statements using the same sysplex name may be specified provided the PLEXDATE values are not equal. See Figure 15 on page 66 for the layout and content of this report.

**Note:** When multiple physical coupled sysplexes exist and share a common processor or any CEC (central electronics complex) within a Parallel Transaction Server (9672), those processors and 9672s must be defined as constituting a single SYSPLEX for the purposes of usage pricing and defined by a single SYSPLEX. Sample SYSPLEX control statements can be found in examples 9, 10, and 11 under Chapter 4, "Usage pricing examples," on page 77.

### Syntax

```
[SYSPLEX(ID(sysplex_id)
  PLEXDATE(yyyymmdd)
 [CLUSTER((cluster_type,cluster_model,cluster_serial_number)[,...])]
 [PROCESSOR((type,model,serial_number)[,...])]
 [PRODUCT(PRODOWNER('product_owner')
  PRODNAME('product_name')
  [PRODFUNC('product_function' )]
 {START(yyyymmdd[,ALIGN(mm)]|STOP|RESTART|TESTDATE(yyyymmdd))}]])]
```

#### SYSPLEX(ID(*sysplex\_id*))

*sysplex\_id* specifies the identifier of a parallel sysplex for billing purposes. This keyword is required on the SYSPLEX control statement. The name specified on the SYSPLEX keyword in the COUPLExx member of the SYS1.PARMLIB data set can be used for this purpose. See *z/OS MVS Initialization and Tuning Reference* for information on COUPLExx. The *sysplex\_id* value is 1-8 characters in length and consists of only alphanumeric and national characters.

#### PLEXDATE(*yyyymmdd*)

*yyyymmdd* specifies the effective date of the configuration defined by this SYSPLEX control statement or the date when this sysplex configuration took effect.

**Note:** Issuing a date later than IFAURP's run date will be treated as an error; IFAURP will end after issuing message IFA313S. This keyword is required on the SYSPLEX control statement. A changing sysplex configuration is indicated by multiple SYSPLEX control statements having the same *sysplex\_id* but different PLEXDATEs with different PROCESSOR and/or CLUSTER values.

#### CLUSTER

Specifies a list of groups of numbers (cluster type, model, and serial) for the Parallel Transaction Servers (9672-E0x and 9672-P0x models only) that are part of the parallel sysplex. This keyword is optional but, when specified, the type, model, and serial number are required and must be enclosed in parentheses. Each cluster specification must be separated from the next cluster specification by a comma. For example,

```
CLUSTER      ((9672,E04,12898),(9672,E02,15861),...)
```

The values used should be those that represent the entire Parallel Transaction Server instead of the type, model and serial numbers for each of the CECs within the Parallel Transaction Server. For example,

```
type   - 9672
model  - E02
serial - 20012
```

**Note:** For a detailed explanation of determining the cluster type, model, and serial number, see Appendix C, “Steps for determining the CPC type, model, and serial number,” on page 175.

*cluster\_type*

One of a list of numbers (type, model, and serial) that identify the clusters that are members of the parallel sysplex. Value is 4-6 characters in length and consists of only alphanumeric and national characters. For example, 9672.

*cluster\_model*

One of a list of numbers (type, model, and serial) that identify the clusters that are members of the parallel sysplex. The model is 3 characters in length and consists of only alphanumeric characters. *cluster\_model* applies only to 9672-E0x and 9672-P0x models. For example, E02.

*cluster\_serial\_number*

One of a list of numbers (type, model, and serial) that identify the clusters that are members of the parallel sysplex. This value is 5 characters in length for the US and 7 characters in length for EMEA, Canada, and Latin America. It consists of only decimal digits. For example, 20012 (US), 1120012 (EMEA, Canada, and Latin America).

**PROCESSOR**

Specifies a list of coupling-capable processor numbers (type, model, and serial) that make up the parallel sysplex. For example,

type	-	9021		type	-	9672
model	-	982	or	model	-	R21
serial	-	11249		serial	-	42242

**Note:**

1. Parallel Transaction Servers (9672-E0x and 9672-P0x only) must be defined on the CLUSTER keyword. Products selected for usage pricing on this specific processor are identified by the PRODUCT keyword. Each product requires its own PRODUCT keyword.
2. To create reports using SMF data from non-IBM processors you must specify the non-IBM processors in the control statements. If you do not, the report program will not produce a valid software usage report.

*type*

One of a list of numbers (type, model, and serial) that identify the processors that are members of the sysplex. The value is 1-4 characters in length and consists of only decimal digits. For example, 9021. *type* must be 9672 when referring to model Rxx.

*model*

One of a list of numbers (type, model, and serial) that identify the processors that are members of the sysplex. The value is 1-8 characters in length and consists of any printable character in the US English EBCDIC character set. For example, 8650M-E or XL/50. *model* must be Rxx when referring to type 9672. For example, the model for a 9672-R21 is R21.

**Note:** A list of the currently supported IBM and non-IBM processors appears in Appendix A, “Type-model values for IBM and non-IBM processors,” on page 137. Only the *type* and *model* values listed in this table will be accepted on the IFAURP control statement as valid IBM and non-IBM values.

### *serial\_number*

One of a list of numbers (type, model, and serial) that identify the processors that are members of the sysplex. This value is 5 characters in length for the US and 7 characters in length for EMEA, Canada, and Latin America. It consists of only decimal digits. For example, 12026 (US), 0212026 (Canada, EMEA and Latin America).

**Note:** For a detailed explanation of determining the processor serial number, see Appendix C, “Steps for determining the CPC type, model, and serial number,” on page 175.

**IBM usage pricing note:** The customer must ensure that the processor serial numbers supplied by these control statements agree with the processor serial numbers already registered with IBM for general software pricing.

**Note: When running PR/SM, do not use the processor serial number that RMF, or a similar performance monitor, returns.** Performance monitors like RMF do not return the true processor serial number; the second character of the 6-character processor serial is overlaid with the LPAR number.

### **PRODUCT**

The PRODUCT keyword is specified for each product on this processor participating in usage pricing. When PRODUCT is specified, you must specify PRODOWNER, PRODNAME, and one of the following (START, STOP, RESTART, or TESTDATE). PRODFUNC is optional.

**Note:** Once type 89 records have been activated and processed for a product, that product's PRODOWNER, PRODNAME, and PRODFUNC values will automatically appear in the Software Summary Report. The values for these keywords are the same as those used by the product when it registers for usage data collection. See the heading “REQUEST=REGISTER” in the “IFAUSAGE — Collecting Usage Data” chapter of *z/OS MVS System Management Facilities (SMF)* for a description of how products register. See Figure 15 on page 66 for a sample report or contact the vendor for the correct values for these keywords.

#### **PRODOWNER('product\_owner')**

Indicates the associated 'product\_owner' value that the product, itself, registered with the SMF data collection services. Every vendor provides the value for this field as a part of the VENDOR control statement that the vendor must provide to the customer. **When the vendor is IBM, the PRODOWNER must be 'IBM CORP'.** The value is enclosed in quotes and is 1-16 characters in length.

#### **PRODNAME('product\_name')**

Indicates the 'product\_name' value that the product specified when registering for usage measurement services. The value is enclosed in quotes and is 1-16 characters in length.

#### **PRODFUNC('product\_function')**

Indicates the 'product\_function' value that the product specified when registering for usage measurement services. The value is enclosed in quotes and is 1-8 characters in length. Although PRODFUNC is optional, if a product registered with a product qualifier (the PRODQUAL keyword on the IFAUSAGE macro), that product **MUST** be specified to the usage report program with PRODOWNER/PRODNAME/PRODFUNC and PRODFUNC must match PRODQUAL.

### **START**(*yyyymmdd*)

Specifies:

1. That the customer wishes to participate in usage pricing for this product
2. The date when the customer has met **all** the usage pricing requirements for this product on all OS/390 or z/OS guests and LPARs on all processors defined for this sysplex activated the collection of SMF type 89 subtype 1 records.

Specifying the START keyword causes the usage values for the identified product to appear in the Billing section of the software usage report. You can specify START only once per product per processor. **YOU CANNOT IMPLEMENT USAGE PRICING UNTIL YOU SPECIFY START.**

**Note:** No new MULC users can START after December 1, 1998. S/390 Usage Pricing is the only usage pricing option that you may START on or after December 1, 1998.

### *yyyymmdd*

Specifies the date when the initial measurement period for this product begins. The initial measurement period is two months.

**Note:**

1. **IBM must receive your Software Usage Report within 72 days of this date.**
2. Missing dates and dates later than IFAURP's run date will be treated as an error; IFAURP will end after issuing message IFA313S.
3. The initial measurement period for MULC users beginning before December 1, 1998, was one month in duration.

Specifying this keyword starts usage pricing for the specified product and causes the following:

1. Establishes the initial and subsequent measurement periods, as well as the billing periods, for the product (and other products by the same vendor).
2. Records the start date, measurement, and billing periods in the history file.
3. Prevents a new start date from being specified for the identified product.
4. Prevents a test start date from being specified for the identified product. See TESTDATE keyword below.

### **ALIGN**(*mm*)

Specifies the number of the month that the initial billing period is to be aligned with. Based on the value provided, IFAURP adjusts the length of the initial billing period from 3 to 14 months based on the value provided. All subsequent billing periods will be 12 months in length. However, billing periods are on a vendor basis, so each vendor may have a billing period different from other vendors on the same processor or parallel sysplex. Once established, the same billing periods automatically apply to all of the same vendor's products added at a later date to the same processor or parallel sysplex. *mm* is 1-2 characters in length and consists of only decimal digits. ALIGN is accepted only on the first START keyword of a given product owner's products on given stand-alone processor or sysplex. ALIGN cannot be specified for subsequent products from the same vendor.



For those wishing to use ALIGN to set the end of the first 12-month "measurement" period of a Parallel Sysplex®, instead of choosing an ALIGN value based on the first month of the "billing" period, choose a numeric ALIGN value as follows:

$ALIGN = (\text{last month of measurement period}) + 2$

If the resulting value is larger than 12, subtract 12 from that value. For example, if the last month of the measurement period is to be November:

$ALIGN = 11 + 2 = 13, \text{ ALIGN} = 13 - 12 = 1$

**Note:** MULC users who did an ALIGN prior to December 1, 1998, could have an initial measurement period between 3 and 8 months in duration, with subsequent billing periods 6 months in duration. These users will migrate to 12-month billing periods at the start their first billing period that begins in 1999.

### STOP

Indicates usage pricing for the identified product is to cease. This can only happen if START or RESTART was previously specified. Specifying STOP causes the usage values for the identified product to appear in the Collection section of the Software Usage Report. STOP specifies that the identified product is not to appear in the Billing section of the Software Usage Report for the measurement period corresponding to the next billing period, based on the date the usage report program is run. Specify this key

**Important:** If you discontinue MULC after January 1, 1999, **you cannot restart MULC later.** S/390 Usage Pricing is the only usage pricing option that you may START after December 1, 1998, or RESTART after January 1, 1999.

### RESTART

Specifies that the identified product is to appear in the Billing section of the Software Usage Report for the measurement period corresponding to the next billing period, based on the date the usage report program is run. Specify this keyword when you want to resume the usage pricing option for a particular product after having previously stopped it.

#### Note:

1. IBM will not permit a MULC restart after January 1, 1999.
2. If you have discontinued ULC, you must wait at least 12 months before IBM will permit you to restart.

### TESTDATE (yyyymmdd)

Temporarily specifies the date usage pricing is to begin. TESTDATE causes the same usage values to be reported as the START keyword except that the values are reported in the Collection section of the Software Usage Report instead of the Billing section. Value is 8 characters in length and consists of only decimal digits. IFAURP rejects TESTDATE if you have previously specified START for the specified product.

## PROCESSOR control statement

The contents of the PROCESSOR control statement identify processors that:

1. Have not already been defined as part of a sysplex via a SYSPLEX control statement or have been excluded from the SYSPLEX as of a specific PLEXDATE
2. Are not a CEC included under a 9672-E0x or 9672-P0x
3. Are running products that have been selected for usage pricing

Products selected for usage pricing on this specific processor are identified by the PRODUCT keyword. Each product requires its own PRODUCT keyword. Sample PROCESSOR control statements can be found in examples 1 - 7 under Chapter 4, "Usage pricing examples," on page 77.

### Syntax

```
PROCESSOR((type,model, serial_number)
           [PRODUCT(PRODOWNER(product_owner)
                    PRODNAME(product_name)
                    {START(yyyymmdd[,ALIGN(mm)]) | STOP | RESTART | TESTDATE(yyyymmdd)})])])
```

#### PROCESSOR((*type,model,serial\_number*)

Specifies a processor where products exist that are billed using measured usage pricing where *type*, *model*, and *serial\_number* identify the processor. If you are collecting data on any non-IBM processor, you must supply a PROCESSOR control statement as well, or the usage report program will not produce a valid Software Usage Report.

**Note:** These reports will not be sufficient for usage pricing until all the necessary control statements are used.

**Customers wishing to participate in usage pricing are required to supply the appropriate IFAURP control statements** to provide the usage report program with information about themselves and their hardware configurations and participating usage pricing products. This information is required to resolve an ambiguous situation that might arise when multiple products, processors, and vendors are involved, because a single execution of IFAURP can generate every combination of IFAURP reports possible for the entire data center, provided all the necessary data is available in a single history file.

#### *type*

One of a list of numbers (type, model and serial) that identify the processor. Value is 1-4 characters in length and consists of only alphanumeric and national characters. For example, 9021. *type* must be 9672 when referring to model Rxx.

#### *model*

One of a list of numbers (type, model, and serial) that identify the processor. Value is 1-8 characters in length and consists of only alphanumeric characters. For example, *model* must be Rxx when referring to type 9672. For example, the model for a 9672-R21 is R21.

**Note:** A list of the currently supported non-IBM processors appears in Appendix A, "Type-model values for IBM and non-IBM processors," on page 137. Only the *type* and *model* values listed in this table will be accepted as valid IBM and non-IBM values.

#### *serial\_number*

One of a list of numbers (type, model, and serial) that identify the processor. This value is 5 characters in length for the US and 7 characters in length for EMEA, Canada, and Latin America. It consists of only decimal digits. For example, 20012 (US), 1120012 (EMEA and Latin America).

**IBM usage pricing note:** The customer must ensure that the processor serial numbers supplied by these control statements agree with the processor serial numbers already registered with IBM for general software pricing.

**Note: Performance monitors like RMF do not return the true processor serial when the processor is running PR/SM.** When running PR/SM, the second character of the 6 character processor serial number has been overlaid with the LPAR number.

## PRODUCT

The PRODUCT keyword is specified for each product on this processor participating in usage pricing. When PRODUCT is specified, you must specify PRODOWNER, PRODNAME, and one of the following (START, STOP, RESTART, or TESTDATE). PRODFUNC is optional.

The values specified on the PRODOWNER, PRODNAME, and PRODFUNC identify the product to be billed. The values for these keywords are the same as those used by the product when it registered for usage data collection.

**Note:** Once type 89 records have been activated and processed for a product, that product's PRODOWNER, PRODNAME, and PRODFUNC values will automatically appear in the Software Summary Report. See Figure 15 on page 66 for a sample report or contact the vendor for the correct values for these keywords.

### PRODOWNER('product\_owner')

Indicates the associated 'product\_owner' value that the product, itself, registered with the SMF data collection services. Every vendor provides the value for this field as a part of the VENDOR control statement that the vendor must provide to the customer. **When the vendor is IBM, the PRODOWNER must be 'IBM CORP'.** The value is enclosed in quotes and is 1-16 characters in length.

### PRODNAME('product\_name')

Indicates the 'product\_name' value that the product specified when registering for usage measurement services. The value is enclosed in quotes and is 1-16 characters in length.

### PRODFUNC('product\_function')

Indicates the 'product\_function' value that the product specified when registering for usage measurement services. The value is enclosed in quotes and is 1-8 characters in length. Although PRODFUNC is optional, if a product registered with a product qualifier (the PRODQUAL keyword on the IFAUSAGE macro), that product **MUST** be specified to the usage report program with PRODOWNER/PRODNAME/PRODFUNC and PRODFUNC must match PRODQUAL.

### START(yyymmdd)

Specifies:

1. That the customer wishes to participate in usage pricing for this product
2. The date when the customer has met **all** the usage pricing requirements for this product on all OS/390 or z/OS guests and LPARs on the specified processor activated the collection of SMF type 89 subtype 1 records

Specifying the START keyword causes the usage values for the identified product to appear in the Billing section of the Software Usage Report. You can specify START only once per product per sysplex. **YOU CANNOT IMPLEMENT USAGE PRICING UNTIL YOU SPECIFY START.**

**Note:** No new MULC users can START after December 1, 1998. S/390 Usage Pricing is the only usage pricing option that you may START on or after December 1, 1998.

*yyyymmdd*

Specifies the date when the initial measurement period for this product begins. The initial measurement period is two months.

**Note:**

1. **IBM must receive your Software Usage Report within 72 days of this date.**
2. Missing dates and dates later than IFAURP's run date will be treated as an error; IFAURP will end after issuing message IFA313S.
3. The initial measurement period for MULC users beginning before December 1, 1998, was one month in duration.

Specifying this keyword starts usage pricing for the specified product and causes the following:

1. Establishes the initial and subsequent measurement periods, as well as the billing periods, for the product (and other products by the same vendor).
2. Records the start date, measurement, and billing periods in the history file.
3. Prevents a new start date from being specified for the identified product.
4. Prevents a test start date from being specified for the identified product. See TESTDATE keyword below.

Value is 8 characters in length and consists of only decimal digits.

**ALIGN(*mm*)**

Specifies the number of the month that the initial billing period is to be aligned with. Based on the value provided, IFAURP adjusts the length of the initial billing period from 3 to 14 months based on the value provided. All subsequent billing periods will be 12 months in length. However, billing periods are on a vendor basis, so each vendor may have a billing period different from other vendors on the same processor or parallel sysplex. Once established, the same billing periods automatically apply to all of the same vendor's products added at a later date to the same processor or parallel sysplex. *mm* is 1-2 characters in length and consists of only decimal digits. ALIGN is accepted only on the first START keyword of a given product owner's products on given stand-alone processor or sysplex. ALIGN cannot be specified for subsequent products from the same vendor.

For those wishing to use ALIGN to set the end of the first 12-month measurement period of a processor, instead of choosing an ALIGN value based on the first month of the "billing" period, choose a numeric ALIGN value as follows:

$$\text{ALIGN} = (\text{last month of measurement period}) + 2$$

If the resulting value is larger than 12, subtract 12 from that value. For example, if the last month of the measurement period is to be November:

$$\text{ALIGN} = 11 + 2 = 13, \text{ ALIGN} = 13 - 12 = 1$$

**Note:** MULC users who did an ALIGN prior to December 1, 1998, could have an initial measurement period between 3 and 8 months in duration,

with subsequent billing periods 6 months in duration. These users will migrate to 12-month billing periods at the start their first billing period that begins in 1999.

### STOP

Indicates usage pricing for the identified product is to cease. This can only happen if START or RESTART was previously specified. Specifying STOP causes the usage values for the identified product to appear in the Collection section of the Software Usage Report. STOP specifies that the identified product is not to appear in the Billing section of the Software Usage Report for the measurement period corresponding to the next billing period, based on the date the usage report program is run. Specify this keyword when you want to end the usage pricing option for a particular product.

**Important:** If you discontinue MULC after January 1, 1999, **you cannot restart MULC later.** S/390 Usage Pricing is the only usage pricing option that you may START after December 1, 1998, or RESTART after January 1, 1999.

### RESTART

Specifies that the identified product is to appear in the Billing section of the Software Usage Report for the measurement period corresponding to the next billing period, based on the date the usage report program is run. Specify this keyword when you want to resume the usage pricing option for a particular product after having previously stopped it.

#### Note:

1. IBM will not permit a MULC restart after January 1, 1999.
2. If you have discontinued ULC, you must wait at least 12 months before IBM will permit you to restart.

### TESTDATE (yyyymmdd)

Temporarily specifies the date usage pricing is to begin. TESTDATE causes the same usage values to be reported as the START keyword except that the values are reported in the Collection section of the Software Usage Report instead of the Billing section. Value is 8 characters in length and consists of only decimal digits. TESTDATE is not accepted if START has been previously specified for the specified product.

## TRANSFER control statement

The TRANSFER control statement is used to transfer usage priced products from one processor to another. The processor the products are transferred to must be a processor where no usage priced products currently execute. Sample TRANSFER control statements can be found in example 6 under Chapter 4, "Usage pricing examples," on page 77.

### Syntax

```
[TRANSFER((old_type,old_model,old_serial_number),  
           (new_type,new_model,new_serial_number))]
```

### TRANSFER

This is an optional statement. TRANSFER specifies that the processor identified by (old\_type,old\_model, old\_serial\_number) has been replaced by the processor identified by (new\_type,new\_model, new\_serial\_number).

Specify this statement if one processor is being replaced by another and all the usage products on the existing system are being transferred to the new processor. The new processor cannot already have products that are billed by usage. Specifying this statement causes the product usage data for products running on the two processors specified to be reported in the same Software Usage Report.

**Note:**

1. TRANSFER affects only stand-alone processors. It does not have any affect on processors that are part of a parallel sysplex.
2. The TRANSFER statement must not precede any PROCESSOR statement referring to TRANSFER's *old\_type*, *old\_model*, *old\_serial\_number*. The TRANSFER statement does not require that such a PROCESSOR statement be present, if that PROCESSOR statement was provided in a previous execution of IFAURP.
3. The usage report program only supports the one time transfer of a processor.

*old\_type*

One of a list of numbers (*old\_type*, *old\_model*, and *old\_serial*) that identify the processor that is being replaced. Value is 1-4 characters in length and consists of only numeric and national characters.

*old\_model*

One of a list of numbers (*old\_type*, *old\_model*, and *old\_serial*) that identify the processor that is being replaced. Value is 1-8 characters in length and consists of any character.

*old\_serial\_number*

One of a list of numbers (*old\_type*, *old\_model*, and *old\_serial*) that identify the processor that is being replaced. This value is 5 characters in length for the US and 7 characters in length for Europe, Middle East, Africa (EMEA); Canada; and Latin America. It consists of only decimal digits. For example, 20012 (US), 1120012 (EMEA and Latin America).

*new\_type*

One of a list of numbers (*old\_type*, *old\_model*, and *old\_serial*) that identify the processor that is being replaced. Value is 1-4 characters in length and consists of only numeric and national characters.

*new\_model*

Value is 1-8 characters in length and consists of any character.

*new\_serial\_number*

The serial number consists of only decimal digits. It is the last 5 characters of the 6 character processor serial number for all IBM geographies, except EMEA and Latin America where a two character plant of manufacture precedes the 5 character serial number. For example, 11263 (US) and 0211263 (EMEA and LA).

**Note:**

1. A list of the currently supported non-IBM processors is listed in Appendix A, "Type-model values for IBM and non-IBM processors," on page 137. Only the *type* and *model* values listed in this table will be accepted as valid non-IBM values. If you specify an unsupported processor value as part of a TRANSFER, IFAURP will not produce a valid Software Usage Report.

2. Performance monitors like RMF do not return the true processor serial when the processor is running PR/SM. When running PR/SM, the second character of the 6 character processor serial number has been overlaid with the LPAR number.
3. It is not necessary to specify the TRANSFER control statement for processors with the same TYPE and SERIAL values. When IFAURP detects processors with the same TYPE and SERIAL values, TRANSFER is automatic.

**IBM usage pricing note:** The customer must supply the processor serial numbers on these control statements that agree with the processor serial numbers registered with IBM for participation in usage pricing.

---

## Types of reports

**IBM usage pricing note:** The only report that is required for usage pricing participation is the Software Usage Report.

Seven reports are available with the usage report program:

The **IFAURP messages report** lists the IFAURP control statements and all the error messages related to this execution of IFAURP. See “The IFAURP messages report” on page 51 for an example of this report and an explanation of the fields and their meanings. You should use this report to determine what, if any, error conditions IFAURP encountered and if any errors ended the program. Be aware that early program termination does not necessarily prevent the other IFAURP reports from being generated, even though these reports may be incomplete.

IFAURP error processing will also write hexadecimal printouts of the SMF type 89 records involved in specific error conditions to the IFAURP Messages Report, as a diagnostics aid. Be prepared to provide the IFAURP Messages Report to the IBM Support Center, if requested for problem determination.

The **software usage report** is produced for each unique occurrence of a sysplex, or stand-alone processor, and vendor name. The report lists the usage of each product and product function. See “The software usage report” on page 53 for an example of the report and an explanation of the fields in the report and their meanings.

While the customer is responsible for generating and sending this report to IBM to participate in usage pricing, this report is primarily intended for IBM to use to set the usage band for participating MULC products, or the usage level for participating ULC products. (See the *MULC Announcement Letter* for a description of the usage band. See the *ULC Announcement Letter* for a description of the usage level.) You can, however, use this report to determine whether to start, continue, or stop usage pricing for the IBM products listed in the report.

The report can reflect the change that occurs when a product (like TSO/E) that was shipped and licensed separately is now covered under the z/OS license.

The **software product registration report** lists all the products that SMF type 89 records (both subtype 1 and subtype 2) indicate are in use. The report thus includes both products that have registered with SMF for usage data collection and products that have registered with MVS as running on a particular system. See Figure 14 on page 62 for an example of the report and an explanation of the fields in the report and their meanings.

The **software summary report** summarizes the processors, LPARs and products for which SMF type 89 subtype 1 records were gathered. Each time the usage report program, IFAURP, is run, the Software Summary Report is produced. See “The software summary report” on page 65 for an example of the report and an explanation of the fields in the report and their meanings. You can use this report to audit the number of SMF type 89 records that were generated by each processor or sysplex for which data was provided to IFAURP. The report also indicates a list of all the products for which usage data was processed by IFAURP execution.

When the SMF input data set contains usage data for 2 partial months (04MAR94-23APR94) the Summary, Outage and Statistics Reports are generated for both March and April beginning March 1st and ending April 30th. The data for March 1st through 6th is obtained from the history file (if the data exists in the history file). However, if the last data in the history file was collected in February, the Summary, Outage, and Statistics Reports will also contain data for February as well.

The **software outage report** is produced for each processor and LPAR. It shows the hours in the reporting period when no SMF type 89 records were found. You can use this report to check for missing data. See “The software outage report” on page 67 for an example of the report and an explanation of the fields in the report and their meanings. You can also use this report to verify that IFAURP has processed all the SMF type 89 records collected for each processor participating in usage pricing and running in single image mode or for each LPAR when running under PR/SM.

The **software statistics report** is produced for each unique occurrence of a customer-defined SYSPLEX or stand-alone processor, and product owner name. The report shows the history of the usage of each product. See “The software statistics report” on page 69 for an example of the report and an explanation of the fields in the report and their meanings. You can use this report to track the hour when the highest product usage occurred for each day on the processor or sysplex.

The **time period report** is produced for each unique occurrence of a customer-defined sysplex or stand-alone processor, product owner, product name, product function, for all products included in the Software Usage Report. It lists the measurement and billing periods and the “report due” data, by stand-alone processor and parallel sysplex name, for each product name and function for the product owner “IBM CORP” and for all other product owners. See “The time period report” on page 71 for an example of the report and an explanation of the fields in the report and their meanings. You can use this report to simplify the scheduling of usage reporting by consolidating all the report due dates, measurement period and billing period begin-end dates, for all products running on all the processors and sysplexes associated with a particular history file, into a single report.

The **valid processor report** lists the processors presently supported by your level of the usage report program. See “The valid processor report” on page 72 for an example of the report.

**Note:** This report lists the supported Processor Type and Model values for processors that have been announced **before March 1, 2010**, but this report does not list the supported IBM processors that have been announced after March 1, 2010. For a complete list of supported processors, see “Type-Model Values for IBM and Non-IBM Processors. in Appendix A, “Type-model values for IBM and non-IBM processors,” on page 137.



The **processor capacity audit report** shows changes that have occurred in the processor data. A new line is generated in the report for each change in Processor type, serial number, model, or SU factor. See “The processor capacity audit report” on page 73 for an example of the report.

## The IFAURP messages report

The **IFAURP messages report** lists the PARM value, the control statements, and all the error messages related to this execution of IFAURP. The error messages cover syntax errors on the control statements, errors in the SMF type 89 record fields, errors related to vendor exit processing, including IBM vendor exits, and IFAURP processing errors. For diagnostic purposes, several errors cause a hexadecimal printout of the erroneous SMF type 89 records on this report. A maximum of ten erroneous records can be printed. Be prepared to provide the IFAURP messages report to the IBM Support Center, if requested, for problem determination. The IFAURP messages report is the only report written to the SYSMSGs DD. All other reports are written to the SYSPRINT DD.

IFAURP 3.1.2 **H**

IFA358I IFAURP PARM: None  
IFA359I Default PARM: USAGE  
IFA306I IFAURP OPTIONS

**A** CUSTOMER(  
    NAME('Acme Tulle and Dye Company            ')  
    ADDRESS(  
        '155 Main Street                        '  
        ',New London, CT 05512                '  
    )  
    CONTACT('Fred Tulle                        ')  
    PHONE('(203) 000-1212 ex 54')

) - SYSIN **B**  
**A** VENDOR(  
    PRODOWNER('IBM CORP                        ')  
    NAME('IBM Branch Office                    ')  
    ADDRESS(  
        ',1133 Westchester Ave                '  
        ',Major City, Sample State 10604      '  
        ',FAX: 1-800-555-1212 ATTN: Usage Pricing '  
    )  
    CODE(1234567 )

) - HISTORY **B**  
APROCESSOR(  
    (9021,952           ,01111 )  
    PRODUCT(  
        PRODOWNER('IBM CORP                    ')  
        PRODNNAME('CICS                        ')  
        START(19950401)  
    )

-----  
    PRODUCT(  
        PRODOWNER('IBM CORP                    ')  
        PRODNNAME('BATCHPIPES/MVS            ')  
        START(19950401)  
    )

) - HISTORY **B**

**C** IFA351E VENDOR EXIT IFAUBATC IS REQUIRED BUT WAS NOT LOADED  
**D** IFA340E VENDOR EXIT IFAUBATC IS DISABLED DUE TO ERROR  
**C** IFA345E VENDOR EXIT IFAUMQM# REQUIRES IFAURP VERSION 1 RELEASE 3 MOD 0  
**D** IFA340E VENDOR EXIT IFAUMQM# IS DISABLED DUE TO ERROR  
**E** IFA327E RECORD 18292 IS A DUPLICATE.

```
F REC 0000 00F80000 DE590059 B8C00095 270FE2E8 E2F1E2E3 C3400001 00000018 00000034 *.8.....n..SYS1STC .....*
0020 00240001 00000058 004C0001 000000A4 00540001 E2D4C640 40404040 00000001 *.....u...SMF....*
0040 E2D7F54B F14BF040 0058CE60 0095270F 0059B8C0 0095270F D7F0F140 40404040 *SP5.1.0 .....n.....n..P01 *
0060 0058CE60 0095270F 0059B8C0 0095270F 0000A001 0000A001 9021D510 30111100 *.....n.....n.....N.....*
0080 000037AA D7F0F140 40404040 F0F0F9F0 F0F0F9F5 F2F0F0F0 F0F0F0F0 F0F1F1F1 *...P01 009000952000000000111*
00A0 F1000000 C9C2D440 C3D6D9D7 40404040 40404040 C9D4E261 C5E2C140 40404040 *1...IBM CORP IMS.ESA *
00C0 40404040 E5F4D9F1 40404040 C2C1E3C3 C8404040 F5F6F8F5 60F0F1F2 4384A000 * V4R1 BATCH 5685.012.d..*
00E0 00000000 00000000 00000000 00000000 00000000 00000000 *.....*
```

**D** IFA356E 10 INPUT RECORDS DUMPED. DUMPING DISCONTINUED.  
**G** IFA325I 18339 RECORDS READ.

**E** IFA349E WARNING: NEW SMF HEADER FIELDS NOT SUPPORTED BY THIS LEVEL OF IFAURP

Figure 13. IFAURP messages report

Table 2. Fields in the IFAURP messages report

Field heading	Definition
IFAURP program level <b>H</b>	The version.release.modification level of program IFAURP. Several error messages reference the IFAURP level.

Table 2. Fields in the IFAURP messages report (continued)

Field heading	Definition
IFA306I IFAURP OPTIONS	<p>The PARM value and any related messages precede the control statements. All control statements <b>A</b> used by this execution of IFAURP are listed in a format used by IFAURP's syntax checker. Regardless of how the original control statement was constructed, the syntax checker expands each control field to its maximum valid length and prints each field on its own line. Each control statement is followed by an indicator <b>B</b> that identifies the source of the control statement, either the SYSIN ddname in the JCL or the HISTORY file, the SYSHIN ddname in the JCL.</p> <p>Except for the CUSTOMER control statement, all control statements are saved on the new history file and re-used, unless overridden by a new control statement of the same kind.</p> <p><b>Note:</b> Syntax errors will cause diagnostic messages only. No control statements will be listed until all syntax errors are resolved.</p>
All other IFAnnx messages	<p>The remainder of this report lists several categories of messages.</p> <ul style="list-style-type: none"> <li>• messages indicating IFAURP processing actions <b>D</b></li> <li>• messages with information about IFAURP processing <b>G</b></li> <li>• messages indicating error conditions related to SMF records or record fields <b>E</b>. IFAURP processing either ignores the error, bypasses the erroneous record, or terminates all processing depending on the type of error.</li> <li>• error messages related to vendor exit requirements <b>C</b></li> </ul> <p>Some error messages related to SMF records or record fields will also result in a hexadecimal printout <b>F</b> of the erroneous SMF type 89 on this report for diagnostic purposes. A maximum of ten erroneous records will be printed on this report.</p>

## The software usage report

The software usage report is the only report required to participate in usage pricing and lists the usage of each product name and function for the product owner IBM CORP. It also lists usage for all other product owners who did not specify an exit in their control statements or whose exit return codes indicated that the record be processed by the usage report program. Following is an example of a software usage report:

```

1          Measured Usage and S/390 Usage Pricing Charges                PAGE 1
IFAURP 4.1.0          Software Usage Report                            19 FEBRUARY 2010
0----- Customer No: 0334455 ----- Software Vendor: IBM CORP -----
BETA SYSTEMS          IBM CORPORATION
11 LOOKING GLASS     IBM BRANCH OFFICE
FANTASY ISL, RI 12345 411 E WISCONSIN AVENUE
Contact/Phone: ALICE WONDERLAND / (555) 214-1915 MILWAUKEE, WI 53201
FAX: 1-800-000-1212 ATTN: USAGE PRICING
0- Report - --- Measurement Period End Dates --- Parallel Sysplex BETA -----
  Due Date  End Date  Product Name(s)  Function  Category  Type-Serial  Model  Begin-End Dates  SU Factor
-----
14Feb11    31Jan11    ***ALL***
Machine    2094-604FE  S28          02Mar08 - 17Jan09
2094 CEC   2094-604FE  713          02Mar08 - 17Jan09 16985.1380
Machine    2094-604FE  S28          18Mar08 - 07Jan09
2094 CEC   2094-604FE  714          18Mar08 - 07Jan09 16718.9133
Machine    2094-604FE  S28          17Mar08 - 01Jan09
2094 CEC   2094-604FE  715          17Mar08 - 01Jan09 16546.0186
Machine    2094-604FE  S28          18Jul08 - 25Oct08
2094 CEC   2094-604FE  716          18Jul08 - 25Oct08 16276.7040
Machine    2094-604FE  S28          16Jul08 - 10Oct08
2094 CEC   2094-604FE  717          16Jul08 - 10Oct08 16096.5795
Machine    2094-604FE  S28          19May08 - 09Oct08
2094 CEC   2094-604FE  718          19May08 - 09Oct08 15920.3980
Machine    2094-604FE  S28          14Jul08 - 15Jul08
2094 CEC   2094-604FE  719          14Jul08 - 15Jul08 15748.0315
Machine    2094-604FE  S28          15Jul08 - 15Oct08
2094 CEC   2094-604FE  720          15Jul08 - 15Oct08 15655.5773
Machine    2094-604FE  S28          19Sep08 - 20Sep08

```

2094 CEC	2094-604FE	721	19Sep08 - 20Sep08	15564.2023
Machine	2094-604FE	S28	15Jul08 - 11Oct08	
2094 CEC	2094-604FE	722	15Jul08 - 11Oct08	15473.8878
Machine	2094-5A91E	S18	02Mar08 - 01Mar09	
2094 CEC	2094-5A91E	703	02Mar08 - 01Mar09	21192.0530
Machine	2094-5A91E	S18	17Mar08 - 12Feb09	
2094 CEC	2094-5A91E	704	17Mar08 - 12Feb09	20671.8346
Machine	2094-5A91E	S18	19Sep08 - 25Oct08	
2094 CEC	2094-5A91E	705	19Sep08 - 25Oct08	20151.1335
Machine	2094-5A96E	S28	29Mar08 - 19Jul08	
2094 CEC	2094-5A96E	720	29Mar08 - 19Jul08	15655.5773
Machine	2094-5A96E	S28	02Mar08 - 18Jul08	
2094 CEC	2094-5A96E	721	02Mar08 - 18Jul08	15564.2023
Machine	2094-5A96E	S28	18Mar08 - 25Mar08	
2094 CEC	2094-5A96E	723	18Mar08 - 25Mar08	15384.6154
Machine	2094-5A96E	S28	01Apr08 - 02Apr08	
2094 CEC	2094-5A96E	725	01Apr08 - 02Apr08	15037.5940
Machine	2094-5A96E	S28	17Mar08 - 18Mar08	
2094 CEC	2094-5A96E	726	17Mar08 - 18Mar08	14953.2710
Machine	2094-49A2C	S18	02Mar08 - 03Jul08	
2094 CEC	2094-49A2C	702	02Mar08 - 03Jul08	21887.8249
Machine	2094-49A2C	S18	03Jul08 - 11Jan09	
2094 CEC	2094-49A2C	704	03Jul08 - 11Jan09	20671.8346
Machine	2094-49A2C	S18	06Jun08 - 11Oct08	
2094 CEC	2094-49A2C	717	06Jun08 - 11Oct08	16096.5795
Machine	2094-5A95E	S28	02Mar08 - 01Mar09	
2094 CEC	2094-5A95E	701	02Mar08 - 01Mar09	22408.9636
Machine	2094-5A95E	S28	03Jul08 - 28Feb09	
2094 CEC	2094-5A95E	706	03Jul08 - 28Feb09	19536.0195
Machine	2094-5A95E	S28	16Dec08 - 19Jan09	
2094 CEC	2094-5A95E	707	16Dec08 - 19Jan09	19002.3753
Machine	2094-5A95E	S28	06Jun08 - 14Jun08	
2094 CEC	2094-5A95E	723	06Jun08 - 14Jun08	15384.6154
Machine	2094-5A95E	S28	02Oct08 - 11Oct08	
2094 CEC	2094-5A95E	727	02Oct08 - 11Oct08	14773.7765
Machine	2097-216C2	E40	20Jul08 - 06Feb09	
2097 CEC	2097-216C2	715	20Jul08 - 06Feb09	22253.1293
Machine	2097-216C2	E40	08Sep08 - 02Feb09	
2097 CEC	2097-216C2	716	08Sep08 - 02Feb09	21947.8738
Machine	2097-216C2	E40	04Aug08 - 01Mar09	
2097 CEC	2097-216C2	717	04Aug08 - 01Mar09	21709.6336
Machine	2097-216C2	E40	22Sep08 - 28Feb09	
2097 CEC	2097-216C2	718	22Sep08 - 28Feb09	21447.7212
Machine	2097-216C2			

E40 29Sep08 - 25Oct08

2097 CEC	2097-216C2	719	29Sep08 - 25Oct08	21220.1592
Machine	2097-216C2	E40	16Sep08 - 30Sep08	
2097 CEC	2097-216C2	720	16Sep08 - 30Sep08	20997.3753
Machine	2097-216C2	E40	09Oct08 - 15Oct08	
2097 CEC	2097-216C2	721	09Oct08 - 15Oct08	20779.2208
Machine	2097-216C2	E40	13Oct08 - 14Oct08	
2097 CEC	2097-216C2	722	13Oct08 - 14Oct08	20592.0206
Machine	2097-216C2	E40	14Oct08 - 14Oct08	
2097 CEC	2097-216C2	724	14Oct08 - 14Oct08	20227.5601
Machine	2097-216C2	E40	19Sep08 - 11Oct08	
2097 CEC	2097-216C2	725	19Sep08 - 11Oct08	20050.1253
Machine	2097-216C2	E40	19Sep08 - 20Sep08	
2097 CEC	2097-216C2	728	19Sep08 - 20Sep08	19631.9018
Machine	2097-D2F72	E26	28Feb09 - 01Mar09	
2097 CEC	2097-D2F72	702	28Feb09 - 01Mar09	29906.5421
Machine	2097-D2F72	E26	11Jan09 - 28Feb09	
2097 CEC	2097-D2F72	703	11Jan09 - 28Feb09	28933.0922
Machine	2097-D2F62	E40	17Jan09 - 01Mar09	
2097 CEC	2097-D2F62	710	17Jan09 - 01Mar09	24316.1094

0===== For Billing Purposes =====

0----- Monthly Chargeable Product Values -----

NUMBER(S) NAME	Product	VERSION	FUNCTION	2008												2009		
				MAR	APR	MAY	JUN	JUL	AUG	SEP	OCT	NOV	DEC	JAN	FEB	MAR		
			MAX MVS/ESA LPARS:	14	14	16	18	21	18	17	17	17	27	18	14			
			PERCENT MISSING HOURS:	16	12	12	21	32	20	15	16	16	16	11	99			

5655-LB2 MQM MVS/ESA 6. 40.5X 41.4 45.8 42.3 48.2 43.3 54.0 57.8< 54.3 44.6 44.3 44.8< 11.2# (02)  
 1 Measured Usage and S/390 Usage Pricing Charges PAGE 2  
 IFAURP 4.1.0 Software Usage Report 19 FEBRUARY 2010

0----- Customer No: 0334455 ----- Software Vendor: IBM CORP -----  
 BETA SYSTEMS IBM CORPORATION  
 11 LOOKING GLASS IBM BRANCH OFFICE  
 FANTASY ISL, RI 12345 411 E WISCONSIN AVENUE  
 Contact/Phone: ALICE WONDERLAND / (555) 214-1915 MILWAUKEE, WI 53201  
 FAX: 1-800-000-1212 ATTN: USAGE PRICING

0- Report - --- Measurement Period End Dates --- Parallel Sysplex BETA -----  
 Due Date End Date Product Name(s) Function Category Type-Serial Model Begin-End Dates SU Factor

0 \* \* Product and processor information can be found on page 1 of this report. \*\*

0===== For Billing Purposes =====

0----- Monthly Chargeable Product Values -----

NUMBER(S) NAME	Product	VERSION	FUNCTION	2008												2009		
				MAR	APR	MAY	JUN	JUL	AUG	SEP	OCT	NOV	DEC	JAN	FEB	MAR		

```

-----
MAX MVS/ESA LPARS: 14 14 16 18 21 18 17 17 17 17 27 18 14
PERCENT MISSING HOURS: 16 12 12 21 32 20 15 16 16 16 44 11 99
X 01Feb08-31Mar08 (MQM#9501)
-----
I certify that the values circled on this report indicate months for which that product was under test allowance.
-----
Name Signature Date
-----
0-----
For Collection Purposes Only -----
5645-001 z/OS 01.09.00 TSO/E 341 333 329 289 275 263< 120# (01)
5645-001 01.08.00 201# 189 243 175 208 368<
# 02Mar08
5655-M15 CICS 3.2
5697-E93 2.3 1177# 1147 1167 1102 1382 1145 1499 1914< 1436 1426 1174 1390< 59.0# (02)
# 02Mar08
5635-DB2 DB2 9.1.0 657 935 981 753 961 875 759 1004< 659 804 692< 1051# (02)
5625-DB2 8.1.0 948#
# 02Mar08
-----
Notes -----
0 X - Begin-end dates of the initial measurement period
# - Data not collected for a full month.
< - Value to the left is the largest value of complete months shown.
(01) - Not eligible for Measured Usage charges
(02) - Hourly rate in millions of CPU Service Units (MSUs)

```

Table 3. Fields in the software usage report

Field Heading	Definition
<b>A</b> IFAURP program level	The version.release.modification level of program IFAURP. Several error messages reference the IFAURP level.
<b>B</b> Execution date	The date that IFAURP was run to produce this report.
<b>C</b> Customer information	The customer name, number, and address, obtained from the control statements.
<b>D</b> Software vendor information	The product owner, obtained from the SMF type 89 record, and the name and address of the software vendor, obtained from the control statements.
<b>E</b> Report Due Date	For products owned by IBM CORP, the date the report must be received by IBM in order for measured usage pricing to take effect.
<b>F</b> Measurement Period End Dates	The end date of the current measurement period for each product name and function in the report, or "ALL" if all product names and functions have the same measurement period.

Table 3. Fields in the software usage report (continued)

Field Heading	Definition
<p><b>G</b> Processor</p>	<p>Identification of the processor. For a parallel sysplex, the heading will instead show "Parallel Sysplex" and the sysplex name, obtained from the control statements, and all processors and clusters that are defined in the control statements as being part of the parallel sysplex and have reported usage, will be listed. Processors that are specified on a TRANSFER control statement will be combined in single report and will be listed under "Processor".</p> <p><b>Category:</b></p> <p><b>"Cluster"</b> 9672 Parallel Transaction Server family in a parallel sysplex</p> <p><b>"Machine"</b> 9672 Enterprise Server. This category represents IBM asset information associated with 9672-Rxx model processors.</p> <p><b>"9672 CEC"</b> 9672 CEC within a Parallel Transaction Server or Enterprise Server</p> <p><b>"Standalone"</b> All other processors</p> <p><b>Type-Serial</b> The type and serial of the processor or cluster.</p> <p><b>Model</b> The model number of the processor or cluster. A model value of ?????????????? indicates that IFAURP does not recognize a specified processor model. Unrecognized processors will always be listed on reports as if they are standalone, even if they are 9672 servers. You can use a report listing unrecognized processors for collection purposes, but not for billing purposes. You must correctly identify all processors on reports you submit to IBM for billing.</p>
<p><b>G</b> Processor (Continued)</p>	<p><b>Begin-End Dates</b> The first and last dates that usage is reported, obtained from the SYSHIN input file(s) or the history file.</p> <p><b>SU Factor</b> The constant by which CPU seconds are multiplied to calculate Service Units. See "CPU service unit calculations" on page 2 for further details.</p> <p><b>"?????????"</b> An SU factor value of ?????????? appears for unrecognized processors on reports. Because the processor type-model value is unrecognized, IFAURP cannot determine the appropriate SU factor.</p>
<p><b>H</b> "For Billing Purposes"</p>	<p>For IBM, customers use this section to indicate which products they are requesting the MULC billing option for. Customers determine which product names and functions appear in this section as the result of PRODUCT statements specifying START or RESTART. Products are listed in product name order.</p>

Table 3. Fields in the software usage report (continued)

Field Heading	Definition
<p><b>I</b> Product information</p>	<p>The identification number, name, version, and function (or qualifier) of a product, obtained from the SMF type 89 records. Some of these SMF type 89 fields are modified by IBM product-specific exits before they are formally processed by IFAURP.</p> <p>If more than one version appears, the monthly values will appear on the same line as the highest version run that month. In the example, the highest level of IMS DB run in April and May was 4.1, and for June, July, August, September, and October the highest level was 5.1.</p>
<p><b>J</b> Monthly Chargeable Product Values</p>	<p>A column for each of the thirteen months or less ending with the latest end date.</p> <p>A monthly column shows, for each product name and function, the number of usage units as described by the numbered note ( <b>M</b> ) at the end of the line of usage values. Current IBM products report usage values for the hour that is fourth highest among the highest hours of all the days in the month.</p> <p>Special usage values will be printed as follows:</p> <p><b>0</b>        When the number of usage units is less than .001</p> <p><b>-</b>        When no usage is present</p> <p><b>XXXX</b>    When the usage values are in error as indicated by the numbered note ( <b>M</b> ) at the end of the usage line</p> <p><b>ZZZZ</b>    When the usage values cannot be provided on the report because the processor model is unrecognized</p> <p><b>????</b>    When the number of usage units exceeds 9999</p> <p><b>Note:</b> IBM will not use reports, that contain XXXX or ???? in the "For Billing Purposes" section to set any MULC or ULC prices. IBM ignores the same errors when they appear only in the "For Collection Purposes Only" section of the report.</p>

Table 3. Fields in the software usage report (continued)

Field Heading	Definition
<p><b>J</b> Monthly Chargeable Product Values (Continued)</p>	<p>Usage values can be suffixed by one of the following symbols:</p> <p>#      The data is for less than a complete month, either because it is for the first month that a product name and function was reported and no start date (in the PRODUCT statement) has been specified, or because it is the latest month reported and therefore presumed to be incomplete. Note that if an incomplete month has fewer than four days reported, the value shown will be for the highest day. <b>Note:</b> With IFAURP version 3.1.2 and higher, an SMF date/time stamp of midnight on the last day of the month will be accepted as an indication that data has been collected for the entire month.</p> <p>X      A PRODUCT statement with START was specified for this product and function, and the product start date was within this month. This is the initial collection period. This value is followed by an "X" only when the initial measurement period is complete (that is, when IFAURP processes data for the day following the last day of the initial measurement period). Otherwise, the initial measurement value is followed by a "#". Note that in this case the period may cross a month boundary; see item <b>K</b> below.</p> <p>&lt;      The value is the highest among those for the measurement period, excluding any values marked "#" or "X".</p> <p>The vertical bars separate measurement periods. Measurement periods are established the first time a PRODUCT statement with START is provided for this product owner and processor or sysplex, and after the initial collection period and are twelve-month periods starting the month after the end of the initial collection period. <b>Note:</b> Non-initial measurement periods beginning prior to December 1, 1998, are six months long.</p>
<p><b>K</b> Max MVS/ESA LPARS</p>	<p>The total number of processors and LPARS for which SMF type 89 records were received in a month. Processors in single-image mode are represented by an LPAR value of 1. <b>Note:</b> In cases where a processor is replaced or updated in the middle of a month, this value will reflect the total number of LPARs that the IRAURP program detects for the whole reporting month, for each unique processor. Therefore, if at the beginning of the month, there are 4 LPARs, and one of the processors that has 2 LPARs is replaced with another processor that may now be comprised of these same 2 LPARs, the value for that month will show 6 LPARs, rather than 4.</p>



Table 3. Fields in the software usage report (continued)

Field Heading	Definition
<p><b>L</b> Percent missing hours</p>	<p>For each month, the percentage of hours for which no SMF type 89 records were received to the total number of hours. A blank in this field indicates that no hours are missing. This value (described in <b>L</b>) is calculated as follows, where total hours is the total number of hours for all LPARS producing SMF type 89 records:</p> $\frac{(total\ hours) \times 100}{24 \times \text{no. days in mo.} \times \text{MVS LPARs}}$ <p>The preceding calculation is different for the very first two months the START keyword is used on a processor.</p> <p><b>Note:</b></p> <ol style="list-style-type: none"> <li>1. Initial collection periods beginning prior to December 1, 1998, were only one month in duration. The total number of hours in the month is calculated based on the earliest START date, rather than the first day of the month.</li> <li>2. The last month on the report for which usage is printed is typically an incomplete month (followed by a #) and usually indicates a relatively large outage value.</li> <li>3. Because this value is based on the number of LPARs producing SMF type 89 records during the month, and the LPAR Count is based on all LPARs that comprise each unique processor, replacing or upgrading a processor during the month will result in a higher percentage value.</li> </ol>
<p><b>M</b> (Note number)</p>	<p>The number of the note in the Notes<sup>®</sup> section <b>S</b> that describes the size and type of the units being reported, or describes the error condition that caused XXXX to be printed in place of the usage value. The same note number might be associated with more than one product on the same report.</p> <p>Note numbers are dynamically assigned on a report by report basis. The note number used to describe a product's units on one processor's report may be used to describe the error condition experienced by a different product on another processor's report.</p>

Table 3. Fields in the software usage report (continued)

Field Heading	Definition
<p><b>N</b> * Date range</p>	<p>The initial collection period for a product name and function. Periods starting before December 1, 1998, begin with the start date obtained from the PRODUCT control statement and extend for a month, as follows:</p> <ul style="list-style-type: none"> <li>• If the start date is the first day of a month, the end date is the last day of that month.</li> <li>• If the start date is January 30 or 31, the end date is the last day of the following February.</li> <li>• Otherwise the end date is the previous day of the next month.</li> </ul> <p>Initial collection periods starting on or after December 1, 1998, begin with the start date obtained from the PRODUCT control statement and extend for two months, as follows:</p> <ul style="list-style-type: none"> <li>• If the start date is the first day of a month, the end date is the last day of the following month.</li> <li>• If the start date is January 30 or 31, the end date is the last day of the following March.</li> <li>• Otherwise the end date is the previous day of the second coming month. For example, if the start date is May 24, the end date would be June 23.</li> </ul> <p><b>Note:</b> These dates will appear on the report only while the data in the report reflects usage on that date. For instance, if the START or TESTDATE is 4/1/99, “* 01Apr99-31May99” appears under the product for the entire year. Once there is data in the report for June, 1999, these dates are dropped from the report.</p>
<p><b>O</b> Exit level</p>	<p>The “level” of the product owner exit. When an exit is called, it may return a value indicating its “level”, and that value is shown here, enclosed in parentheses. IBM product exits will return an exit value.</p>
<p><b>P</b> Test Allowance section</p>	<p>This section allows customers to circle the monthly product usage value(s) located in the “For Billing Purposes” section for those months that the specified product(s) was under test allowance. The customer representative certifying that the circled value(s) was under test allowance must sign their name and date this section. This situation is most likely to occur when the customer brings in a new version of an existing product and receives a test allowance under which to get the new product version into production.</p>
<p><b>Q</b> “For Collection Purposes Only”</p>	<p>Products below this line are not used for usage billing, by IBM. A product name and function appears in this section before the first time a PRODUCT statement with START is provided and thereafter when a PRODUCT statement with STOP is provided. Some of these values are used for internal IBM auditing purposes and may be changed by a product-specific exit before being formally processed. Customers should be aware that the exact product name, version, and function fields that appear on this report may be different than the “official” fields that appear on the other IFAURP reports.</p>
<p><b>R</b> # Date</p>	<p>For a product that no PRODUCT statement with a date has been specified, the first month that SMF type 89 records are processed is considered incomplete, and this date is that of the earliest record.</p>

Table 3. Fields in the software usage report (continued)

Field Heading	Definition
<b>S</b> Notes	This section describes the meaning attributed to: <ul style="list-style-type: none"> <li>• each special symbol: “*” , “#” , “&lt;”</li> <li>• numbered notes that describe the type of usage unit (such as service units or bytes) and scale used to report them (such as millions or billions)</li> <li>• numbered notes that describe error conditions for specific products</li> <li>• unnumbered notes that describe error conditions that are not product-specific</li> </ul> Error messages appearing on this report will also appear on the IFAURP Messages Report that might include additional diagnostic information.  The notes appear only on the last page of multipage usage reports.
<b>T</b>	The product is not eligible for measured usage license charges.

## The software product registration report

The Software Product Registration Report contains information about the products the SMF type 89 records indicate are in use on a particular system.

Measured Usage and S/390 Usage Pricing Charges													Page 1				
Software Product Registration Report													1 MARCH 2010				
IFAURP 4.1.0 Customer No: 0967119 BETA SYSTEMS 11 LOOKING GLASS FANTASY ISL, RI 12345 Contact/Phone: ALICE WONDERLAND / (555) 214-1915													Software Vendor: IBM CORP IBM CORPORATION IBM BRANCH OFFICE 411 E WISCONSIN AVENUE MILWAUKEE, WI 53201 FAX: 1-800-000-1212 ATTN: USAGE PRICING				
Processor													Maximum Concurrent Product Registrations				
Begin-End Dates																	
Machine 2097 CEC 2097-68B84 E56 2097-68B84 740													03Sep09 - 15Sep09				
													03Sep09 - 15Sep09				
Product													2009		2010		
Name	Feature	Version	Number	L	Sep	Oct	Nov	Dec	Jan	Feb	Mar	Apr	May	Jun	Jul	Aug	Sep
Max MVS/ESA LPARs:					1	-	-	-	-	-	-	-	-	-	-	-	-
Percent Missing Hours:					98	-	-	-	-	-	-	-	-	-	-	-	-
z/OS	z/OS	01.12.00	5694-A01	F	1#	-	-	-	-	-	-	-	-	-	-	-	-
# 03Sep09																	
z/OS	DFSMSTVS	.	5694-A01	F	1#	-	-	-	-	-	-	-	-	-	-	-	-
# 03Sep09																	
z/OS	INFOPRINT SERVER	**.*.*.*	5694-A01	F	1#	-	-	-	-	-	-	-	-	-	-	-	-
# 03Sep09																	
z/OS	JES2	01.12.00	5694-A01	F	2#	-	-	-	-	-	-	-	-	-	-	-	-
# 03Sep09																	
z/OS	RACF	.	5694-A01	F	1#	-	-	-	-	-	-	-	-	-	-	-	-
# 03Sep09																	
z/OS	RMF	.	5694-A01	F	1#	-	-	-	-	-	-	-	-	-	-	-	-
# 03Sep09																	
z/OS	Security Server	.	5694-A01	F	1#	-	-	-	-	-	-	-	-	-	-	-	-
# 03Sep09																	
z/OS	SDSF	.	5694-A01	F	4#	-	-	-	-	-	-	-	-	-	-	-	-
# 03Sep09																	
z/OS	TCP/IP BASE	.	5694-A01	F	5#	-	-	-	-	-	-	-	-	-	-	-	-
# 03Sep09																	
z/OS	TSO/E	01.12.00	5645-001	F	N/A#	-	-	-	-	-	-	-	-	-	-	-	-
# 03Sep09																	
CICS		3.1	5655-M15	F	N/A#	-	-	-	-	-	-	-	-	-	-	-	-
# 03Sep09																	
DB2		9.1.0	5635-DB2	F	N/A#	-	-	-	-	-	-	-	-	-	-	-	-
# 03Sep09																	

Figure 14. Software product registration report

Table 4. Fields in the software product registration report

Field heading	Definition
<b>A</b> IFAURP program level	The version.release.modification level of program IFAURP. Several error messages reference the IFAURP level.
<b>B</b> Execution date	The date that IFAURP was run to produce this report.
<b>C</b> Customer information	The customer name, number, and address, obtained from the control statements.
<b>D</b> Software vendor information	The product owner, obtained from the SMF type 89 record, and the name and address of the software vendor, obtained from the control statements.

Table 4. Fields in the software product registration report (continued)

Field heading	Definition
<p><b>E</b> Processor</p>	<p>Identification of the processor. Product registrations will be reported on a processor basis. For all other processors, the heading shows "Standalone" with the following values:</p> <ul style="list-style-type: none"> <li>• Type-Serial: the type and serial number of the processor.</li> <li>• Model: The model number of the processor or cluster. A model value of ?????????????? indicates that IFAURP does not recognize a specified processor model. Unrecognized processors are always listed on reports as if they are standalone, even if they are 9672 servers. You can use a report listing unrecognized processors for collection purposes but not for billing purposes. You must correctly identify all processors on reports that you submit to IBM for billing.</li> </ul> <p><b>Category:</b></p> <p><b>"Machine"</b> 9672 Enterprise Server. This category represents IBM asset information associated with 9672-Rxx model processors.</p> <p><b>"9672 CEC"</b> 9672 CEC within a Parallel Transaction Server or Enterprise Server</p> <p><b>"Standalone"</b> All other processors</p> <p><b>Type-Serial</b> The type and serial of the processor or cluster.</p> <p><b>Model</b> The model number of the processor or cluster. A model value of ?????????????? indicates that IFAURP does not recognize a specified processor model. Unrecognized processors will always be listed on reports as if they are standalone, even if they are 9672 servers. You can use a report listing unrecognized processors for collection purposes, but not for billing purposes. You must correctly identify all processors on reports you submit to IBM for billing.</p> <p><b>Begin-End Dates</b> The first and last dates for which product registration data is reported, obtained from the SYSHIN input file(s) or the history file.</p>
<p><b>F</b> Product information</p>	<p>The product name, feature name (if any), product version.release.modification level, and product identifier obtained from the SMF type 89 subtype 1 and subtype 2 records. Some of the SMF type 89 subtype 1 fields are modified by IBM product-specific exits before they are formally processed by IFAURP.</p> <p>The TYP field indicates the licensing status of the product or feature. The product or feature provides this information during its registration:</p> <p><b>P</b> The software license applies to the product name.</p> <p><b>F</b> The software license applies to the product name/feature name combination.</p>

Table 4. Fields in the software product registration report (continued)

Field heading	Definition
<p><b>G</b> Maximum Concurrent Product Registrations</p>	<p>A column, one for each of the thirteen months or less ending with the latest end date, that lists the maximum number of concurrent uses of each product or feature for the month, as measured by the number of concurrent product or feature registrations. The products are listed in ascending order by product name, feature name, and version.release.modification level. When multiple product numbers or levels of the product or feature are reported for the same month, the values for each are listed on a separate line, starting with the values for the product's highest level. For multiple LPARs the value listed is for the hour at which the combined LPAR use values is the maximum.</p> <p><b>Note:</b> When multiple MVS LPARs are measured, the report might overstate the maximum use value; the value listed represents the combined use values that occurred over a particular hour rather than at any single instant in time within that hour.</p> <p>Special usage values are printed as follows:</p> <p><b>0</b> This particular version (vv.rr.mm) of the product or feature is no longer in use.</p> <p>- There is no usage to report.</p> <p><b>N/A</b> Use counts are not available; the product information comes from SMF 89 subtype 1 records. Subtype 1 records collect measured usage statistics rather than use counts. The measured usage products are listed on this report so that you have a convenient place to track the use of all products.</p> <p><b>????</b> The use count exceeds 9999</p> <p>The following symbol can follow a use value:</p> <p><b>#</b> The data is for less than a complete month, either because it is for the first month in which a product or feature was reported or because it is the latest month reported and presumed to be incomplete.</p>
<p><b>H</b> Max MVS/ESA LPARS</p>	<p>The total number of processors and LPARS for which SMF type 89 records were received in a month. A processor in single-image mode is represented by an LPAR value of 1.</p>
<p><b>I</b> Percent missing hours</p>	<p>For each month, the hours for which no SMF type 89 records were received, shown as a percentage of the total number of hours. A blank in this field indicates that no hours are missing. This value (described in <b>I</b>) is calculated as follows, where total hours is the total number of hours for all LPARS producing SMF type 89 records:</p> $\frac{(total\ hours) \times 100}{24 \times no.\ days\ in\ mo.\ \times\ MVS\ LPARs}$ <p>The preceding calculation is different for the very first two months the START keyword is used on a processor.</p> <p><b>Note:</b> Initial collection periods beginning prior to December 1, 1998, were only one month in duration.</p> <p>The total number of hours in the month is calculated based on the earliest START date, rather than the first day of the month.</p> <p><b>Note:</b> The last month on the report for which usage is printed is typically an incomplete month (followed by a #) and usually indicates a relatively large outage value.</p>

Table 4. Fields in the software product registration report (continued)

Field heading	Definition
<b>J</b> * Product or feature begin date	The earliest date for which product use data was collected. This date appears on the report only while the data in the report reflects product or feature use on that date. For example, if the product or feature begin date is 06/01/96, “* 01Jun96” appears for the entire year. Once there is data in the report for June, 1997, this date is dropped from the report.
<b>K</b> (Note number)	<p>The number of a note in the Notes section <b>L</b> that describes any exceptional conditions encountered with the SMF type 89 records. The same note number might be associated with more than one product on the same report.</p> <p>Note numbers are dynamically assigned on a report by report basis. The note number used to describe a product's units on one processor's report might describe an error condition experienced by a different product on another processor's report.</p>
<b>L</b> Notes	<p>This section describes the meaning attributed to:</p> <ul style="list-style-type: none"> <li>• each special symbol: “*”, “#” and “N/A”</li> <li>• numbered notes for specific products</li> <li>• unnumbered notes, which are not product-specific</li> </ul> <p>Error messages appearing on this report also appear on the IFAURP Messages Report, which might include additional diagnostic information.</p> <p>Notes appear on only the LAST page of multipage usage reports.</p>

## The software summary report

The software summary report summarizes the CECs, LPARs (logical partitions), MVS/ESA guests (under VM) and products (both IBM and others), that gather SMF type 89 records. The report includes two sections, one for subtype 1 records and one for subtype 2 records. The usage report program produces one Software Summary Report every time it runs.

Figure 15 on page 66 shows a sample report. Because the system processes all SMF Type 89 subtype 1 records, a statement explains that all the records were a single subtype and there is no section for subtype 2 records.

OSplex Name	--Machine-- Type-Serial	-Processor- Type-Serial	-Type LPAR	89 Read	Rcds- Dupl	----- Hours Rprtd	----- Missing	Date Begin	Date End	SU	Factor	Mach Model	Processor Model	System IDs Sysname
BETA	002094-604FE	2094-604FE	1	98	0	8	88	1APR08	5APR08	16985.1380	S28	713	713	YSI
								1APR08	1APR08	16718.9133	S28	714	714	
								1APR08	24MAR08	16546.0186	S28	715	715	
BETA	002094-604FE	2094-604FE	2	68	0	5	115	1APR08	5APR08	16985.1380	S28	713	713	SYSA
								1APR08	1APR08	16718.9133	S28	714	714	
								1APR08	24MAR08	16546.0186	S28	715	715	
BETA	002094-604FE	2094-604FE	3	100	0	8	88	1APR08	5APR08	16985.1380	S28	713	713	SYSH
								1APR08	1APR08	16718.9133	S28	714	714	
								1APR08	24MAR08	16546.0186	S28	715	715	
BETA	002094-5A91E	2094-5A91E	1	66	0	4	92	1APR08	5APR08	21192.0530	S18	703	703	SYSF
								1APR08	18MAR08	20671.8346	S18	704	704	
BETA	002094-5A91E	2094-5A91E	2	97	0	7	113	1APR08	5APR08	21192.0530	S18	703	703	SYSB
								1APR08	18MAR08	20671.8346	S18	704	704	
BETA	002094-5A91E	2094-5A91E	3	14	0	2	94	1APR08	5APR08	21192.0530	S18	703	703	SYSJ
								1APR08	18MAR08	20671.8346	S18	704	704	
BETA	002094-5A96E	2094-5A96E	1	97	0	8	88	1APR08	4APR08	15655.5773	S28	720	720	SYSE
								1APR08	28MAR08	15564.2023	S28	721	721	
								1APR08	24MAR08	15384.6154	S28	723	723	
								1APR08	17MAR08	14953.2710	S28	726	726	
BETA	002094-5A96E	2094-5A96E	2	93	0	6	90	1APR08	4APR08	15655.5773	S28	720	720	SYSC
								1APR08	28MAR08	15564.2023	S28	721	721	
								1APR08	24MAR08	15384.6154	S28	723	723	
								1APR08	17MAR08	14953.2710	S28	726	726	
BETA	002094-5A96E	2094-5A96E	3	92	0	8	88	1APR08	4APR08	15655.5773	S28	720	720	SYSG
								1APR08	28MAR08	15564.2023	S28	721	721	
								1APR08	24MAR08	15384.6154	S28	723	723	
								1APR08	17MAR08	14953.2710	S28	726	726	
BETA	002094-5A96E	2094-5A96E	4	97	0	8	88	1APR08	4APR08	15655.5773	S28	720	720	SYSK
								1APR08	28MAR08	15564.2023	S28	721	721	
								1APR08	24MAR08	15384.6154	S28	723	723	
								1APR08	17MAR08	14953.2710	S28	726	726	
BETA	002094-49A2C	2094-49A2C	1	15	0	10	518	1MAR08	4APR08	21887.8249	S18	702	702	SYSJ
BETA	002094-49A2C	2094-49A2C	3	95	0	8	88	1APR08	4APR08	21887.8249	S18	702	702	SYSD
BETA	002094-5A95E	2094-5A95E	5	68	0	4	92	1APR08	4APR08	22408.9636	S28	701	701	SYSY
-	002097-68B84	2097-68B84	6	70	0	10	302	3SEP09	3SEP09	18306.6362	E56	740	740	D0
Totals					1070	0	96	1944						
-Product Owner	Product Number	Product Name	Product Version	Product Function										
CA	OPSS-NYI	CA-OPS/MVS	11.05.01	Base										
CA	OPSS-NYI	CA-OPS/MVS	11.05.01	MSF										
DTS SOFTWARE	NONE			ADDVOL										
IBM CORP	5694-A01	z/OS	01.08.00	z/OS										
IBM CORP	5694-A01		01.12.00											
IBM CORP	5694-A01	z/OS	. .	DFSMDS										
IBM CORP	5694-A01	z/OS	. .	DFSMDSHSM										
IBM CORP	5694-A01	z/OS	. .	DFSMRMM										
IBM CORP	5694-A01	z/OS	. .	DFSMSTVS										
IBM CORP	5694-A01	z/OS	**.*.*.*	INFOPRINT SERVER										
IBM CORP	5694-A01	z/OS	01.08.00	JES2										
IBM CORP	5694-A01		01.12.00											
IBM CORP	5694-A01	z/OS	. .	RACF										
IBM CORP	5694-A01	z/OS	. .	RMF										
IBM CORP	5694-A01	z/OS	. .	Security Server										
IBM CORP	5694-A01	z/OS	. .	SDSF										
IBM CORP	5694-A01	z/OS	. .	TCP/IP BASE										
IBM CORP	5694-A01	z/OS	03.10.00	TCP/IP CICS										
IBM CORP	5645-001	z/OS	01.08.00	TSO/E										
IBM CORP	5645-001		01.12.00											
IBM CORP	5697-E93	CICS	2.3											
IBM CORP	5655-M15		3.1											
IBM CORP	5625-DB2	DB2	8.1.0											
IBM CORP	5635-DB2		9.1.0											
IBM CORP	5655-R45	IBM DEBUG AFS	. .	IBM-DEBUG-AFS										
IBM CORP	5655-L82	MQM MVS/ESA	6.	15 3690 798 01										

Figure 15. Software summary report



Table 5. Fields in the software summary report

Field Heading	Definition
Customer information	The customer name, number, and address, obtained from the control statements.
Sysplex Name	The name of the sysplex as obtained from the SYSPLEX control statement.
Cluster / Machine: Type-Serial	The CPC type and serial, as obtained from the SMF type 89 record.
Cluster / Machine: Model	The CPC model of the processor model as obtained from the SMF type 89 record.
Processor: Type-Serial	The CPU type and serial number of the processor as obtained from the SMF type 89 record.
Processor: Model	The CPU model number as obtained from the SMF type 89 record. Note: <b>Note:</b> A model value of ?????????????? indicates that IFAURP does not recognize a specified processor model. Unrecognized processors will always be listed on reports as if they are standalone, even if they are 9672 servers.
LPAR ID	The logical partition identifier, if any, obtained from the SMF type 89 record.
SU Factor	The constant by which CPU seconds are multiplied to calculate Service Units. See "CPU service unit calculations" on page 2 for further details. <b>Note:</b> An SU factor value of ?????????? appears for unrecognized processors on reports. Because the processor type-model value is unrecognized, IFAURP cannot determine the appropriate SU factor.
Type 89 Records	Counts of the SMF type 89 records found in the input files. If the input files contain both subtype 1 and subtype 2 records, there are three sections: a general section for all records, followed by a separate section for each subtype, identified as 89-1 or 89-2 records. Record counts are shown for the following categories:  <b>Read</b> Total number of records found. <b>Dupl</b> The number of records that were duplicates of others.
Hours Reported	The number of one-hour intervals in the reporting period for which at least one SMF type 89 subtype 1 record was found.
Hours Missing	The number of hours in the reporting period that no SMF type 89 subtype 1 records were found.
Date: Begin and End	The beginning and ending dates, inclusive, of the period covered by this report, and the number of days this period represents.
System ID(s)	The SYSNAMES of the MVS systems that ran on the processor or LPAR, obtained from the SMF type 89 record.
Product: Owner, Number, Name, Version, Function	The values registered by the product itself and saved on the SMF type 89 record. Some of these values are used for internal IBM auditing purposes and might be changed by a product-specific exit before they are formally processed. Customers should be aware that the exact product name, version, and function fields that appear on this report may be different than the "official" fields that appear on the other IFAURP reports.

## The software outage report

The software outage report shows the hours in the reporting period when no SMF type 89 records were found. This report allows users to check for missing data. Data might be missed because of:

- A system crash or shutdown

- Termination of SMF recording
- Suppression of SMF type 89 record recording
- Omission of some system data in the input files. This case can be corrected by rerunning the usage report program with the correct data.

The outage and statistics reports are generated once for each calendar month using both the history file and any new SMF input datasets.

**Note:** The Software Outage Report does not identify when all the data for a system is missed. To catch that situation, review the Software Summary Report and check for the absence of a system.

---

```

1          Measured Usage and S/390 Usage Pricing Charges          PAGE      1
          Software Outage Report                                23 FEBRUARY 2010
IFAURP 4.1.0
BETA SYSTEMS
11 LOOKING GLASS
FANTASY ISL, RI 12345
0Reporting Period: 1 APRIL 2008 - 4 APRIL 2008 (4 DAYS)
0 Type-Serial: 2094-604FE          LPAR ID: 1  MACHINE: 002094-0000000604FE  SYSPLEX ID:BETA
MIDN
1AM
2AM
3AM
4AM
5AM      *
6AM      *
7AM      *
8AM      *
9AM      *
10AM     *
11AM     *
NOON     *
1PM      *          *
2PM      *          *
3PM      *
4PM      *
5PM      *
6PM      *
7PM      *
8PM      *
9PM      *
10PM
11PM
-----
DAY | 01 02 03 04 05 06 07 08 09 10 11 12 13 14 15 16 17 18 19 20 21 22 23 24 25 26 27 28 29 30
MONTH| APR                                APR                                APR
-----
MH  | 22 22 22 22 24 24 24 24 24 24 24 24 24 24 24 24 24 24 24 24 24 24 24 24 24 24 24 24 24
0 Footnote: MH stands for "Missing Hours".
0      * - Record not found.
      . - Record not found, not expected.
      B - Invalid record found.

```

---

Figure 16. Software outage report

Table 6. Fields in the software outage report

Field heading	Definition
Customer information	The customer name, number, and address, obtained from the control statements.
Reporting Period	The beginning and ending dates, inclusive, of the period covered by this report, and the number of days this period represents.
Processor Type-Serial, LPAR ID, Cluster, or Machine Serial, and SYSPLEX ID	The processor type and serial, the logical partition identifier (if any), the machine type and serial, as obtained from the SMF type 89 record. The sysplex identifier, if any, is obtained from the SYSPLEX control statement. <b>PR/SM Note:</b> When a cluster is running in LPAR mode, the report shows, for each processor in the cluster, only the last 4 characters of the serial number, preceded by a period (such as .0111).
Midn, 1AM, etc.	A row in the table represents an hour that begins at midnight, one o'clock a.m., etc.

Table 6. Fields in the software outage report (continued)

Field heading	Definition
Day and Month	A column in the table represents a day within the reporting period  At the intersection of an hour and a day and month, an asterisk appears if there were no SMF type 89 records for that hour in the input files. A 'B' indicates an invalid SMF type 89 record was found for this interval.
MH	The total number of hours that no records were found for each day in the reporting period.
*	The record was not found
.	The record was not found and not expected
B	An invalid record was found

## The software statistics report

The software statistics report shows the hour of highest usage graphically for each day in the reporting period. The usage report program produces one software statistics report for each unique occurrence of a parallel sysplex or processor, product owner, product name, and product function for all products appearing in the software usage reports. The software outage and software statistics reports are generated once for each calendar month using both the history file and any new SMF input datasets.

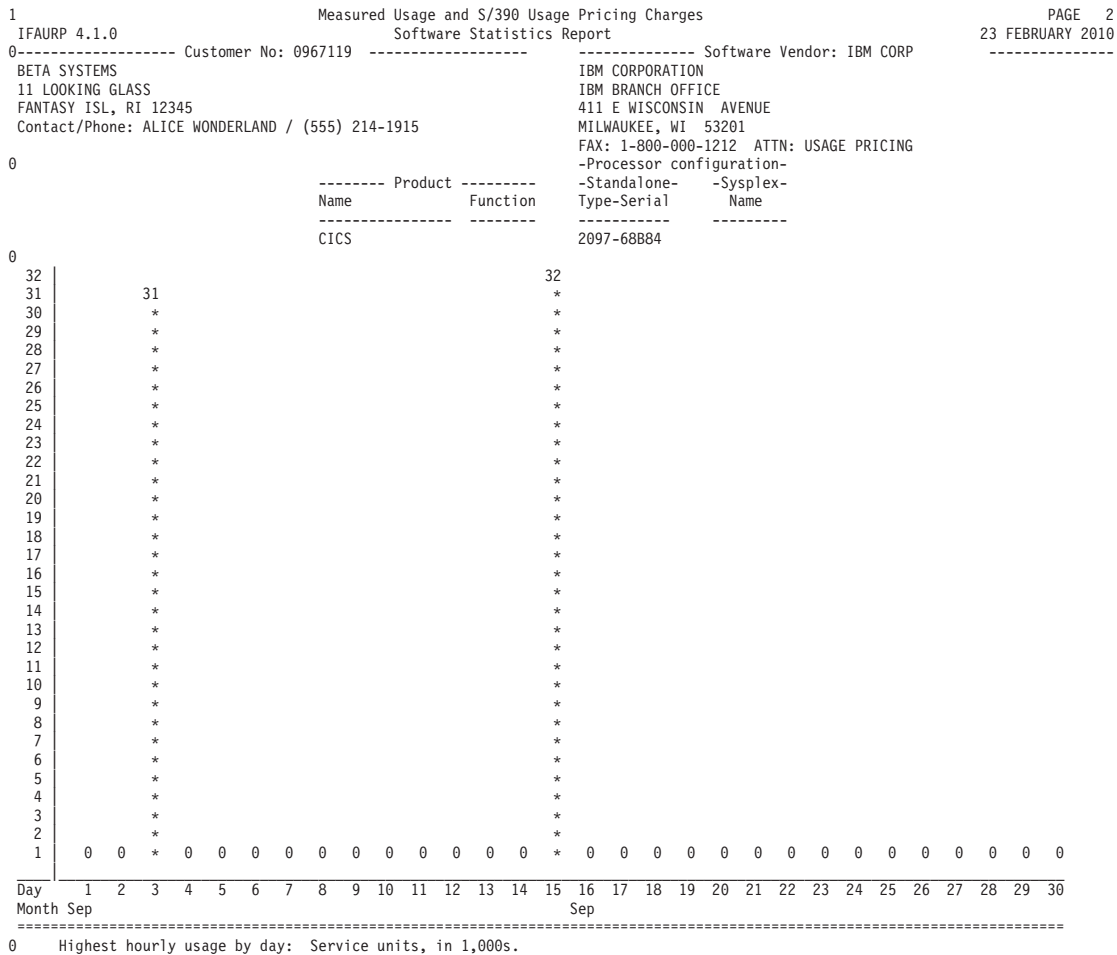


Figure 17. Software statistics report

Table 7. Fields in the software statistics report

Field Heading	Definition
Customer information	The customer name, number, and address, obtained from the control statements.
Reporting Period	The beginning and ending dates, inclusive, of the period covered by this report, and the number of days this period represents.
Processor Type-Serial, Sysplex name	The type and serial number for a stand-alone processor, or the sysplex name for parallel sysplex configurations.
Type-Model, Serial, Cluster and SU Factor	The model/version number and serial number. If the processor, obtained from the SMF type 89 record. If the CEC is part of a cluster, the cluster serial number is also shown. For a parallel sysplex, all the processors and clusters that are included in the SYSPLEX control statement and had usage reported are listed. <b>Note:</b> A model value of ?????????????????? indicates that IFAURP does not recognize a specified processor model. Unrecognized processors will always be listed on reports as if they are standalone, even if they are 9672 servers. IFAURP will not generate a bar graph of usage values for an unrecognized processor.
Product Owner	The owner of the products in the report, obtained from the SMF type 89 record.

Table 7. Fields in the software statistics report (continued)

Field Heading	Definition
Product owner(vendor) information	The name and address of the owner of the product, obtained from the control statements.
Product Name	The name of the product, obtained from the SMF type 89 record.
Product Function	The name of a function of the product name, if any, obtained from the SMF type 89 record.

## The time period report

The Time Period Report lists the “report due date” and the measurement and billing periods by processor or parallel sysplex for each unique product-name/product-function combination for the product owner “IBM CORP”. It also lists the same information for all other product owners whose product exits did not exclude their products from being processed by the usage report program.

This report is designed to show the derivation of the “report due date” and “measurement period end date” that appear in the Software Usage Reports. **It is intended to simplify the scheduling of usage reporting by listing, on a single report, the next “report due date” and corresponding measurement and billing period for each measured product on all processors and sysplexes.** Only those processors and parallel sysplexes using a common history file will be listed on the same report. The report entries are sorted in ascending order by “report due date”.

**Note:** The Time Period Report only lists those products that the customer has previously specified START or RESTART on a PRODUCT control statement.

IFAURP 3.1.2	Measured Usage and S/390 Usage Pricing Charges Time Period Report	Page 1 15 JUNE 1999
----- Customer No: 1234567 -----	----- Software Vendor: IBM CORP -----	
Acme Tulle and Dye Company 155 Main Street New London, CT 05512 Contact/Phone: Fred Tulle / (203) 555-1212 ex 54	IBM Branch Office 1133 Westchester Avenue Major City, Sample State 10604 FAX: 1-800-555-1212 ATTN: Usage Pricing	
		----- Processor configuration -----
-Report- Due Date	----- Periods ----- Measurement Billing	----- Standalone ----- Type-Model Serial
	----- Product ----- Number* Name Function	----- Sysplex- Name -----
140ct95	01Apr95-30Sep95 01Nov95-30Apr95	9021-952 01111
140ct95	01Apr95-30Sep95 01Nov95-30Apr95	9672-R21 02121
140ct95	01Apr95-30Sep95 01Nov95-30Apr95 5695-068	ALCS
140ct95	01Apr95-30Sep95 01Nov95-30Apr95 5655-065	BATCHPIPES
140ct95	01Apr95-30Sep95 01Nov95-30Apr95 5655-018	CICS
140ct95	01Apr95-30Sep95 01Nov95-30Apr95 5695-176	IMS DB
140ct95	01Apr95-30Sep95 01Nov95-30Apr95 5695-176	IMS TM
140ct95	01Apr95-30Sep95 01Nov95-30Apr95 5695-137	MQM MVS/ESA
140ct95	01Apr95-30Sep95 01Nov95-30Apr95 5685-025	TSO/E
200ct95	05Aug95-06Sep95 01Sep95-30Apr95 5665-DB2	DB2
140ct95	01Apr95-30Sep95 01Nov95-30Apr95	5995-1400A 65432
		-----
* - Only the highest product number is listed in the case of multiple product versions.		

Figure 18. Time period report

Table 8. Fields in the time period report

Field Heading	Definition
Customer information	The name and address of the customer as supplied on the CUSTOMER control statements.

Table 8. Fields in the time period report (continued)

Field Heading	Definition
Vendor information	The name and address of the product owner as supplied on the VENDOR control statements.
Report Due Date	For products owned by IBM CORP, the date the report must be received by IBM in order for usage pricing to take effect. The individual report entries are sequenced into ascending date order based on the value appearing in this field.
Measurement Period	The begin and end dates of the current measurement period for the product name and function specified on the same report line.
Billing Period	The begin and end dates of the billing period that corresponds to the measurement period specified previously on the same report line. The usage values collected in the corresponding measurement period will determine the usage charge for this billing period.
Product Number	The value registered by the product, itself, and saved on the SMF type 89 record. When multiple product numbers for the same product are found on the SMF type 89 records, only the highest product number is printed. When the current Report Due Date, Measurement and Billing Period fields apply to all the products for the specified processor or sysplex, this field is left blank.
Product Name	The value registered by the product, itself, and saved on the SMF type 89 record. "ALL" is printed when the current Report Due Date, Measurement and Billing Period fields apply to all the products for the specified processor or sysplex.
Product Function	The value registered by the product, itself, and saved on the SMF type 89 record. When the current Report Due Date, Measurement and Billing Period fields apply to all the products for the specified processor or sysplex, this field is left blank.
Standalone: Type-Model, Serial	The processor type, model and serial as determined by MVS at the time the product's usage was being collected and saved on the SMF type 89 records. These fields are printed for processors that are not a part of a sysplex. <b>Note:</b> A model value of ?????????????? indicates that IFAURP does not recognize a specified processor model. Unrecognized processors will always be listed on reports as if they are standalone, even if they are 9672 servers.
Sysplex Name	The sysplex name provided by the customer on the SYSPLEX control statement. The Stand-alone and Sysplex fields are mutually exclusive.

## The valid processor report

The Valid Processor Report lists the processors presently supported by your level of the usage report program. The report lists type, model, and version number values for each valid processor in ascending order. This report is designed to aid you in setting up the control statements for the usage report program.

Type Model	Type Model	Type Model	Type Model	Type Model
0400 GS412	0700 GS745	2003 125	3090 EX-520	3090 120S
0400 GS415	0700 GS754	2003 126	3090 EX-60	3090 15T
0400 GS422	0700 GS755	2003 135	3090 EX-620	3090 150E
0400 GS425	0700 GS764	2003 136	3090 EX-65	3090 150J
0400 415	0700 GS765	2003 146	3090 EX-70	3090 150S
0400 422	0700 GS774	2003 156	3090 EX-75	3090 17T
0400 425	0700 GS775	2003 2C5	3090 EX-80	3090 170J
0500 GS535	0700 GS782	2003 203	3090 EX-85	3090 170S
0500 GS535E	0700 GS784	2003 204	3090 EX-90	3090 18T
0500 GS545	0700 GS785	2003 205	3090 EX-95	3090 180E
0500 GS545E	0700 GS794	2003 206	3090 GX8110	3090 180J
0500 GS555	0700 GS795	2003 207	3090 GX8112	3090 180S
0500 GS555E	0800 GS8X5	2003 215	3090 GX8114	3090 200E
0500 GS565	0800 GS8X7	2003 216	3090 GX8210	3090 200J
0500 GS565E	0800 GS8Y5	2003 224	3090 GX8212	3090 200S
0500 GS575	0800 GS8Y7	2003 225	3090 GX8214	3090 25T
0500 GS575E	0800 GS8Z5	2003 227	3090 GX8220	3090 250J
0500 GS585	0800 GS8Z7	2003 237	3090 GX8224	3090 250S
0500 GS585E	0800 GS8Z8	2003 246	3090 GX8310	3090 28T
0500 535	0800 GS815	2003 247	3090 GX8312	3090 280E
0500 535E	0800 GS822	2003 257	3090 GX8314	3090 280J
0500 545	0800 GS825	3000 A10	3090 GX8320	3090 280S
0500 545E	0800 GS832	3000 A20	3090 GX8324	3090 300E
0500 555	0800 GS835	3090 EX-10	3090 GX8412	3090 300J
0500 555E	0800 GS845	3090 EX-100	3090 GX8414	3090 300S
0500 565	0800 GS855	3090 EX-11	3090 GX8420	3090 380J
0500 565E	0800 GS857	3090 EX-20	3090 GX8424	3090 380S
0500 575	0800 GS862	3090 EX-210	3090 GX8520	3090 400E
0500 575E	0800 GS865	3090 EX-22	3090 GX8524	3090 400J
0500 585	0800 GS867	3090 EX-220	3090 GX8620	3090 400S
0500 585E	0800 GS875	3090 EX-25	3090 GX8624	3090 500E
0700 GS7X4	0800 GS877	3090 EX-27	3090 GX8724	3090 500J
0700 GS7X5	0800 GS885	3090 EX-30	3090 GX8824	3090 500S
0700 GS7Y4	0800 GS887	3090 EX-31	3090 XL-100	3090 600E
0700 GS7Y5	0800 GS895	3090 EX-310	3090 XL-50	3090 600J
0700 GS7Z4	0800 GS897	3090 EX-310A	3090 XL-50M	3090 600S
0700 GS7Z5	2003 1C5	3090 EX-320	3090 XL-60	3090 7/90-1
0700 GS714	2003 102	3090 EX-33	3090 XL-60M	3090 7/90-11
0700 GS715	2003 103	3090 EX-35	3090 XL-70	3090 7/90-2
0700 GS722	2003 104	3090 EX-38	3090 XL-70M	3090 7/90-22
0700 GS724	2003 105	3090 EX-40	3090 XL-80	3090 7/90-3
0700 GS725	2003 106	3090 EX-42	3090 XL-90	3090 7/90-4
0700 GS732	2003 107	3090 EX-420	3090 100S	3090 7/90-6
0700 GS734	2003 115	3090 EX-420A	3090 110J	3090 7/90-8
0700 GS735	2003 116	3090 EX-44	3090 120E	3090 8/80
0700 GS744	2003 124	3090 EX-50	3090 120J	3090 8/80S

Figure 19. Valid processor report

## The processor capacity audit report

The processor capacity audit report contains changes that have occurred in the processor data. The report generates a new line each change in processor type, serial number, model, or SU factor.

Requirements for producing the report are as follows:

- The SMF type 89 data must be sorted by date and time.
- PARM='PCAUDIT' must be specified on the IFAURP EXEC statement.
- You must include a PCAUDIT DD statement in the JCL.
- The minimal required IFAURP control statements or SYSHIN file that contains data to identify the customer must be specified.

Figure 20 on page 74 contains sample JCL for producing the processor capacity audit report:

---

```

//STEPSORT EXEC PGM=SORT
//SYSOUT DD SYSOUT=*
//SORTIN DD DSN=BORDONE.SMF89.DATA,
// DISP=SHR
//SORTOUT DD DSN=&&SORT89,
// DISP=(NEW,PASS),
// UNIT=SYSDA,
// SPACE=(CYL,(300,50),RLSE),
// DCB=*.SORTIN
//SYSPRINT DD SYSOUT=*
//SYSOUT DD SYSOUT=*
//SORTDIAG DD DUMMY
//SORTWK01 DD UNIT=SYSALLDA,SPACE=(CYL,(1),RLSE)
//SORTWK02 DD UNIT=SYSALLDA,SPACE=(CYL,(1),RLSE)
//SORTWK03 DD UNIT=SYSALLDA,SPACE=(CYL,(1),RLSE)
//SYSIN DD *
OPTION VLSHRT
SORT FIELDS=(11,4,BI,A,7,4,BI,A)
/*
//STEPRPT EXEC PGM=IFAURP,PARM='PCAUDIT'
//STEPLIB DD DSN=SYS1.SIFALIB,DISP=SHR
//SMFDATA DD DSN=&&SORT89,DISP=(OLD,PASS)
//SYSUDUMP DD DUMMY
//SYSMSG DD SYSOUT=*
//PCAUDIT DD SYSOUT=*
//SYSPRINT DD SYSOUT=*
//SYSUSAGE DD SYSOUT=*
//SYSHIN DD DUMMY,DCB=BLKSIZE=4096
//SYSHOUT DD DUMMY
//SYSIN DD *
CUSTOMER( NAME('BETA SYSTEMS ')
ADDRESS(
'123 SUNNY SLOPE ROAD '
,'FANTASY ISL, HW 112233 '
)
CONTACT('ALICE WONDER ')
PHONE('(121) 555-2915 ')
)
/*

```

---

Figure 20. JCL to produce the processor capacity audit report

When you specify PCAUDIT, consider the following:

- The processor capacity audit report is the only report that is generated by the IFAURP program, and there is no output to the SYSUSAGE or SYSPRINT DD statements.
- Output history data is generated to the file that is specified on the SYSHOUT DD statement. You can suppress this data by specifying the following JCL statement:

```
//SYSHOUT DD DUMMY
```

Figure 21 on page 75 is an example of the processor capacity audit report:



1 IFAURP 4.1.0 Beta Systems 123 Sunny Slope Road Fantasy Isl, HW 112233				Measured Usage and S/390 Usage Pricing Charges Processor Capacity Audit Report		PAGE 1 19 FEBRUARY 2010	
0----- Machine -----		----- Processor -----		Begin Date-Time	End Date-Time	SU Factor	Adj Ind / Reason
Type-Serial	Model	Type-Serial	Model				
002094-604FE	S28	2094-604FE	713	02Mar08 06:00:00	02Mar08 07:00:00	16985.1380	Not reported
002094-5A91E	S18	2094-5A91E	703	02Mar08 06:00:00	02Mar08 07:00:00	21192.0530	Not reported
002094-5A96E	S28	2094-5A96E	721	02Mar08 06:00:00	02Mar08 07:00:00	15564.2023	Not reported
002094-5A91E	S18	2094-5A91E	703	02Mar08 06:00:00	02Mar08 07:00:00	21192.0530	Not reported
002094-5A96E	S28	2094-5A96E	721	02Mar08 06:00:00	02Mar08 07:00:00	15564.2023	Not reported
002094-604FE	S28	2094-604FE	713	02Mar08 06:00:00	02Mar08 07:00:00	16985.1380	Not reported
002094-49A2C	S18	2094-49A2C	702	02Mar08 06:00:00	02Mar08 07:00:00	21887.8249	Not reported
002094-5A96E	S28	2094-5A96E	721	02Mar08 06:00:00	02Mar08 07:00:00	15564.2023	Not reported
002094-5A95E	S28	2094-5A95E	701	02Mar08 06:00:00	02Mar08 07:00:00	22408.9636	Not reported
002094-49A2C	S18	2094-49A2C	702	02Mar08 06:00:00	02Mar08 07:00:00	21887.8249	0 / 0
002094-604FE	S28	2094-604FE	713	02Mar08 07:00:00	02Mar08 08:00:00	16985.1380	0 / 0
002094-5A91E	S18	2094-5A91E	703	02Mar08 07:00:00	02Mar08 08:00:00	21192.0530	0 / 0

Figure 21. Processor capacity audit report

Table 9. Fields in the processor capacity audit report

Field heading	Definition
Customer information	The name and address of the customer as supplied on the CUSTOMER control statements.
Machine Type-Serial	The CPC type and serial of the processor as obtained from the SMF type 89 record.
Machine Model	The CPC model number of the processor as obtained from the SMF type 89 record.
Processor Type-Serial	The CPU type and serial as obtained from the SMF type 89 record.
Processor Model	The CPU model number of the processor as obtained from the SMF type 89 record.
Begin Date-Time	Beginning date and time as obtained from the SMF type 89 record of the processor data since the previous change in this data.
End Date-Time	End date and time as obtained from the SMF type 89 record of the processor data before the next change in this data.
SU factor	The constant by which CPU seconds are multiplied to calculate Service Units. For more information, see "CPU service unit calculations" on page 2.
Adj Ind / Reason	The adjustment indicator and reason for a change in processor capacity. These values are obtained from the following fields in the SMF type 89 record, when the fields are present: <ul style="list-style-type: none"> <li>SMF89_Capacity_Adjustment_Ind;</li> <li>SMF89_Capacity_Change_Rsn;</li> </ul> When these fields are not present in the SMF type 89 record, the constant "Not reported" is displayed.

## IFAURP abend and condition codes

IFAURP produces two abend codes, described as follows:

Upon completion of the usage report program, one of the following condition codes will be set.

Table 10. The usage report program condition codes and meanings

Condition code	Meaning
00	Normal return. Reports are written to the SYSPRINT data set.
04	Normal return. Reports are written to the SYSPRINT data set. Some records were ignored. See the SYSMSGs data set.
06	Normal return. Reports are written to the SYSPRINT data set. Some processors were ignored. Additionally, some records may have been ignored as well. See the SYSMSGs data set.
08	Errors were found by the usage report program. See the SYSMSGs data set for problem determination.
16	An abend condition has been encountered. See the SYSUDUMP data set for problem determination.

---

### U901

**Explanation:** The usage report program cannot open the SYSMSGs DD.

**Source**

SMF

**Detecting module**

IFAURP

**System action:** The usage report program ends.

**System programmer response:** This abend is accompanied by one or more error messages. Respond to those messages and resubmit the job.

---

### U902

**Explanation:** The usage report program has encountered a critical error with the control statements or the SMF data.

**Source**

SMF

**Detecting module**

IFAURP

**System action:** The usage report program ends after writing messages to the SYSMSGs DD that identify the cause of the error.

**Note:** These messages appear in the IFAURP Messages Report. The new SYSHIN DD history file should be deleted as part of normal disposition processing; its third DISP keyword is DELETE.

**Programmer response:** Resolve the error condition indicated by the error messages written to the IFAURP Messages Report and resubmit the job. If the IBM Support Center is involved in problem resolution, be prepared to provide a copy of the IFAURP Messages Report to IBM.

## Chapter 4. Usage pricing examples

In order for you to place IBM products under MULC or ULC, you must do more than sign the *IBM Customer Agreement Attachment* for the pricing option you wish to use, and collect SMF type 89 subtype 1 records from all LPARs on a processor as described in Chapter 1, “Usage accounting,” on page 1. You must also post process the SMF type 89 subtype 1 records using the usage report program together with the appropriate control statements. You determine which IBM products you would like placed under MULC or ULC by placing those products in the “For Billing Purposes” section of the Software Usage Report via specific control statements. Products appearing in this section are used to signal your intent to have IBM bill these products under one of these usage pricing options. Products appearing in the “For Collection Purposes Only” will not be placed under a usage pricing option. You decide when a MULC or ULC product has met the appropriate eligibility requirement and whether or not you want it placed under a usage pricing option. The following set of examples describe the steps involved in deciding which products to place under MULC or ULC and which control statements to use to place a product in the “Billing” section, thereby requesting usage pricing for that product.

The examples in this section will only show the JCL required for the step that invokes the usage report program, IFAURP. Please refer to Figure 6 on page 12 for an example of the JCL required for the preceding SMF dump and SORT steps. In addition to the JCL and control statements, each example shows the resulting Software Usage Report and describes the important report fields.

Examples 1 through 11 apply to MULC. Examples 12 and higher apply to ULC. Note that MULC Examples 1 through 8 build on each other as a continuous progression of measured usage activities over several months, as well as a processor upgrade. Thus, later examples refer to earlier examples for explanations. Similarly, ULC Examples 12 and higher build on each other to show a progression of S/390 Usage Pricing activities. Table 11 and Table 12 on page 78 can be used to locate the examples in this section that describe usage situations, control statements, IBM products and processor types of interest.

Table 11. Cross reference of usage situations to specific examples

Situation	Examples
<b>Using MULC</b>	
Deciding which products to place under MULC	1
Placing products under MULC <ul style="list-style-type: none"> <li>• No MULC products enabled yet</li> <li>• Other MULC products already enabled</li> <li>• After a processor upgrade</li> </ul>	2, 3, 4, 9 5, 6, 10 6
Specifying MULC products under Test Allowance	8
Stopping the MULC option	7
Upgrading a processor with existing MULC products	6
MULC and Parallel Sysplex Configurations <ul style="list-style-type: none"> <li>• Defining a Parallel Sysplex for MULC</li> <li>• Reconfiguring a Parallel Sysplex for MULC</li> </ul>	9 11
Switching from MULC to ULC	14

Table 11. Cross reference of usage situations to specific examples (continued)

Situation	Examples
<b>Using ULC</b>	
Deciding which products to place under ULC	12
Placing products under ULC	13

Table 12. Cross reference of processors control statement keywords and products

MULC												ULC			
Example Number	1	2	3	4	5	6	7	8	9	10	11	12	13	14	
<b>CUSTOMER</b> control statement															
ADDRESS		X			X	X	X		X	X	X	X	X		
CONTACT		X			X	X	X		X	X	X	X	X		
NAME	X	X			X	X	X		X	X	X	X	X		
PHONE		X			X	X	X		X	X	X	X	X		
<b>VENDOR</b> control statement															
ADDRESS		X										X			
CODE	X	X										X			
NAME	X	X										X			
PRODOWNER	X	X										X			
<b>PROCESSOR</b> control statement															
ALIGN													X		
PROCESSOR			X	X								X	X		
PRODNAME	X	X			X	X	X					X	X		
PRODOWNER	X	X			X	X	X					X	X		
START		X			X	X							X		
STOP							X								
TESTDATE	X											X			
<b>SYSPLEX</b> control statement															
ALIGN									X						
CLUSTER									X		X				
ID									X	X	X				
PLEXDATE									X	X	X				
PROCESSOR									X						
PRODOWNER									X	X					
PRODNAME									X	X					
START									X	X					
<b>TRANSFER</b> control statement															
TRANSFER						X									
<b>IBM products used in example</b>															
ALCS									X						
BATCHPIPES					X										
CICS	X	X					X					X	X	X	

Table 12. Cross reference of processors control statement keywords and products (continued)

MULC												ULC		
Example Number	1	2	3	4	5	6	7	8	9	10	11	12	13	14
DB2										X		X	X	X
IMS DB									X			X	X	X
IMS TM						X						X	X	X
MQM									X			X	X	X
TSO/E	X	X												
<b>Type of processor used in example</b>														
HDS-GX8524			X											
9021-952	X	X			X	X	X							
9672-E02									X	X	X			
9672-E03											X			
9672-R11									X	X	X			
9672-R44														X
9672-R61				X										
9672-R65												X	X	

## Example 1: Deciding which products to select for measured usage pricing

Figure 22 on page 80 shows an example of the JCL and control statements that are required to print the initial monthly usage values for specific products before placing these products under Measured Usage License Charges (MULC). This example is important because it allows you to determine the product's initial usage value without committing to MULC (that is, without using the START keyword).

**Note:** The sample control statements used in Figure 22 on page 80 are not sufficient to participate in measured usage pricing. See "Example 2: Placing a product under the measured usage option" on page 83 for all the control statements required to participate in measured usage pricing.

---

```

//IFAURP EXEC PGM=IFAURP,REGION=0M
//STEPLIB DD DSN=SYS1.SIFALIB,DISP=SHR
//SYSMSG DD SYSOUT=*
//SYSUDUMP DD SYSOUT=*
//SYSPRINT DD SYSOUT=*
//SMFDATA DD DSN=&&SORT89,DISP=(OLD,DELETE)
//SYSHIN DD DUMMY,DCB=BLKSIZE=16384
//SYSHOUT DD DSN=MULC.HISTORY.#1234567(+1),DISP=(NEW,CATLG,DELETE),
// DCB=(RECFM=VBS,LRECL=32760,BLKSIZE=16384),
// UNIT=SYSDA,SPACE=(CYL,(2,2),RLSE)
//SYSIN DD *
*
CUSTOMER(NAME('Acme Tulle and Dye Company'))
*
VENDOR(PRODOWNER('IBM CORP')
NAME('IBM Branch')
CODE(1234567))
*
PROCESSOR((9021,952,01111)
PRODUCT (PRODOWNER('IBM CORP')
PRODNAME('CICS')
TESTDATE(19950407))
PRODUCT (PRODOWNER('IBM CORP')
PRODNAME('TSO/E')
TESTDATE(19950407)))
/*

```

---

Figure 22. Example of JCL and control statements needed to print initial monthly usage values

- //STEPLIB references the IBM library, SYS1.SIFALIB, that contains IFAURP and IBM product exits. The MULC PTF cover letters for both CICS and TSO/E did not indicate that CICS or TSO/E required that an IBM vendor exit be installed either in this library or a concatenated library. Because no software vendors have provided product exit libraries for their products in this example, it is not necessary to concatenate any vendor libraries to SYS1.SIFALIB.
- //SYSMSG references the file where the IFAURP Messages Report is written. This report lists the control statements processed by the usage report program and all error messages issued during its execution. This report should be used to assess the validity of all the other reports produced by this execution of the usage report program.
- //SYSPRINT references the file where all the other reports are written.
- //SMFDATA references a file of SMF type 89 records that were sorted before this step. These type 89 records contain usage data for CICS, IMS TM and TSO/E starting on April 2, 1995, and were collected from 4 different LPARs on the customer's 9021-952 processor.
- //SYSHIN must be specified as DD DUMMY, because this is the first time that the customer has run IFAURP and thus no history file exists.
- //SYSHOUT references a history file named MULC.HISTORY.#1234567 that is created as a result of this job step. The last qualifier, #1234567, designates the IBM customer number for the processor from which the usage data was collected. In this example MULC.HISTORY.#1234567 is a Generation Data Group (GDG) and will be assigned the full name of MULC.HISTORY.#1234567.G0001V00. See *z/OS DFSMS Using Data Sets* for a detailed explanation of GDGs. This new history file will contain the control statements used for this execution and the usage data of the SYSHIN file and the SMFDATA files. Once these SMF type 89 records have been processed and their data saved on this history file, the original type 89 records are no longer required as input to future executions of IFAURP.

- //SYSIN references the IFAURP control statements required to provide customer and vendor descriptions, as well as, to specify processors, sysplexes and products to be selected for MULC.
- **CUSTOMER** This control statement is required and must precede all other control statements.

**NAME**

This keyword identifies the customer as 'Acme Tulle and Dye Company' to the software vendor (IBM). This keyword is required.

- **VENDOR** This control statement associates the product usage being reported on SMF type 89 records with a specific vendor. Each vendor should supply the information required for each keyword on this control statement to the customer.

**PRODOWNER**

This keyword specifies the value used by the vendor to identify all their products on type 89 records. "IBM CORP" appears because IBM identifies all its products with this value. This keyword is required.

**NAME**

This keyword identifies the name of the software vendor. Because the customer was still evaluating MULC, they chose to use an abbreviated name. This keyword is required.

**CODE**

This value represents the customer number under which all of the processors on the following PROCESSOR or SYSPLEX control statements are known to IBM (that is, all the processors for which usage data has been placed in this history file). Processors with different customer numbers must be placed in separate history files.

- **PROCESSOR** This control statement identifies the specific processor and products on that processor to be reported on.

**(9021,952,01111)**

This field is used to identify the specific processor for which the remainder of the keywords in this example apply. In the US the last 5 digits of the processor serial number are used to identify the processor. Outside the US this 5 digit serial number must be prefixed with a two digit manufacturing location.

**PRODUCT**

Each product, CICS and TSO/E, requires its own set of PRODOWNER, PRODNAME and TESTDATE keywords.

**PRODOWNER**

All IBM products require the value "IBM CORP" for this field.

**PRODNAME**

Identifies the product that the customer wants to see the calculated MULC usage value. Because the customer had satisfied the MULC conditions for CICS and TSO/E, both of these products were eligible for MULC and could be used as a valid PRODNAME value. The MULC PTFs for IMS TM, however, had not yet been installed and activated on all LPARs on this processor and so IMS TM is not yet eligible for MULC.

**TESTDATE**

The value of 19950407 signifies the fact that the customer would like to understand the usage for a product without actually starting Measured Usage License Charge billing. To ensure that the usage values correspond to the values that MULC would use, use a TESTDATE

keyword value that is the same as the value used on the START keyword. The customer can determine the value used on the START keyword as follows:

1. The customer has met all the MULC requirements by that date. April 7th was the first day after which the customer had applied and activated the CICS and TSO/E MULC PTFs on all LPARs on the specified processor and was collecting type 89 records from those LPARs.
2. The date value is no earlier than 42 days before the date that this report was run. This is important, because dates earlier than 42 days can not meet the IBM requirement that it receive the Software Usage Report within 10 business days after the end of the measurement period (START date + 28-31 measurement days + 14 calendar days = 42-45 days).

IFAURP 1.2.0	Measured Usage Software Report Software Usage Report	Page 1 08 May 1995
----- Customer No: 1234567 -----		----- Software Vendor: IBM CORP -----
Acme Tulle and Dye Company		IBM Branch
Contact/Phone:		
- Report -	--- Measurement Period End Dates ---	----- Processor -----
Due Date	End Date Product Name(s) Function	Category Type-Model Serial Begin-End Dates SU Factor
-----	-----	-----
		Standalone 9021-952 011111 02Apr95 - 07May95 2565.3359
===== For Collection Purposes Only =====		
----- Product -----		----- Monthly Chargeable Product Values -----
NUMBER(S) NAME	VERSION FUNCTION	1995 APR MAY JUN JUL AUG SEP OCT NOV DEC 1996 JAN
FEB MAR		
	MAX MVS/ESA LPARS:	4 4 - - - - - - - - - -
	PERCENT MISSING HOURS:	12 80 - - - - - - - - - -
5685-083 CICS	3.2	2.67* 2.46# - - - - - - - - - - (01)
	* 07Apr95-06May95	
5665-013 IMS TM	4.1	0.73 0.81# - - - - - - - - - - (01)
5665-409	3.1	
	# 02Apr95	
5685-025 TSO/E	2.4	.093* .078# - - - - - - - - - - (01)
	8 07Apr95-06May95	
----- Notes -----		
* - Begin-End Dates of first month's usage data		
# - Data not collected for a full month.		
< - Value to the left is the largest value of complete months shown		
(01) - Hourly rate in millions of CPU Service Units (MSUs)		
This report is documented in the publication "MVS/ESA Support for Measured Usage License Charges" GC28-1098.		

Figure 23. Software usage report generated for Example 1

## Description and analysis of the software usage report generated by Example 1

The "Customer No" section only contains the customer name as provided on the CUSTOMER control statement. The customer number is listed as provided by the CODE value from the VENDOR statement.

The "Software Vendor" section contains the vendor name, "IBM CORP" as registered by each product shown on this report. The vendor name "IBM Branch" was printed as provided by the VENDOR control statement's NAME keyword.



The “Report Date Due” section and “Measurement Period End Dates” section are blank because no START keywords were used to select specific products to participate in MULC usage.

The “Processor” section indicates the processor for which the type 89 records were collected. The Begin-End Dates field indicate the earliest date (02Apr95) and last date (07May95) for which the data collected on this processor has been processed by IFAURP.

The “For Collection Purposes Only” section appears immediately after the “Processor” section and replaces the “For Billing Purposes” section, because no START keywords were used to select specific products to participate in measured usage. Use of the keyword TESTDATE causes a range of dates to be listed below both CICS and TSO/E. These dates are prefixed by an \*, and indicate the begin-end dates of the initial monthly measurement for each product. The begin date was provided by the TESTDATE value of 19950407. The end date was calculated by the program.

The CICS usage value under the April column is followed by an \*, which indicates that this value represents the initial monthly usage value of 2.67 MSUs that will be attributed to CICS, if the START keyword were used instead of the TESTDATE keyword. An \* after the value under the April column indicates that measurement period, 07Apr95-06May95, is complete. This happens when the program processes type 89 records for the day following the last day of the initial measurement period. A “#” is used to indicate that the initial measurement period is incomplete.

The TSO/E usage value under the April column is followed by an \*, which indicates that this value represents the initial monthly usage value of .093 MSUs that will be attributed to TSO/E, if the START keyword was used instead of the TESTDATE keyword. An \* after the value under the April column indicates that initial measurement period is complete as in the CICS example.

Usage values are also listed for IMS TM but none are followed by an \* and only a single date is listed below IMS TM. These differences from the CICS and TSO/E products are due to the fact that no PRODUCT control statement was supplied for IMS TM. Because the IMS TM MULC PTFs have not yet been activated on all this processor's LPARs, the customer has correctly determined that IMS TM does not meet the MULC requirements at this time. The date listed below IMS TM represents the first date for which IMS TM data was seen by the usage report program. Because usage data was collected for two different versions of IMS TM, both versions and product order numbers are listed but their aggregate usage is reported against the higher version.

---

## Example 2: Placing a product under the measured usage option

Figure 24 on page 84 shows JCL and control statements that are used to place CICS and TSO/E under the MULC option, by reporting the usage values for both products in the “Billing” section of the Software Usage Report.

This example is a follow-up to the previous example where the CICS and TSO/E usage values were reported in the “Collection” section of the Software Usage Report. The customer has decided to place both products under the MULC option and will use the same date for the START keyword that was used for TESTDATE in the previous example. Because the usage values for all products are recalculated on each execution of the usage report program, using the same date will result in the calculation of the same usage values, because the identical measurement period

was chosen.

---

```
//IFAURP EXEC PGM=IFAURP,REGION=0M
//STEPLIB DD DSN=SYS1.SIFALIB,DISP=SHR
//SYSMSG DD SYSOUT=*
//SYSUDUMP DD SYSOUT=*
//SYSPRINT DD SYSOUT=*
//SMFDATA DD DUMMY,DCB=BLKSIZE=4096
//SYSHIN DD DSN=MULC.HISTORY.#1234567(0),DISP=OLD
//SYSHOUT DD DSN=MULC.HISTORY.#1234567(+1),DISP=(NEW,CATLG,DELETE),
// DCB=(RECFM=VBS,LRECL=32760,BLKSIZE=16384),
// UNIT=SYSDA,SPACE=(CYL,(2,2),RLSE)
//SYSIN DD *
*
CUSTOMER(NAME('Acme Tulle and Dye Company')
ADDRESS('155 Main Street',
'New London, CT 05512')
CONTACT('Fred Tulle')
PHONE('(203) 555-1212 ex 54'))
*
VENDOR(PRODOWNER('IBM CORP')
NAME('IBM Branch Office')
ADDRESS('1133 Westchester Avenue',
'Major City, Sample State 10604',
'FAX: 1-800-555-1212 ATTN: Usage Pricing')
CODE(1234567))
*
PROCESSOR((9021,952,01111)
PRODUCT (PRODOWNER('IBM CORP')
PRODNAME('CICS')
START(19950407))
PRODUCT (PRODOWNER('IBM CORP')
PRODNAME('TSO/E')
START(19950407)))
/*
```

---

*Figure 24. Example JCL and control statements used to place CICS and TSO/E under MULC option*

- //STEPLIB references the IBM library, SYS1.SIFALIB, which contains IFAURP and IBM product exits. The MULC PTF cover letters for both CICS and TSO/E did not indicate that CICS or TSO/E required that an IBM vendor exit be installed either in this library or a concatenated library. Because no software vendors have provided product exit libraries for their products in this example, it was not necessary to concatenate any vendor libraries to SYS1.SIFALIB.
- //SYSMSG references the file where the IFAURP Messages Report is written. Use this report lists the control statements processed by the usage report program and all error messages issued during its execution. Use this report to assess the validity of all the other reports produced by this execution of the usage report program.
- //SYSPRINT references the file where all the other reports are written.
- //SMFDATA has been specified as DD DUMMY, because all the SMF type 89 records have already been processed on a previous execution of IFAURP. If this example showed the first time that IFAURP was run, this DD statement must point to a data set containing SMF type 89 records.
- //SYSHIN references the previous copy of the history file, because it contains all the usage data collected since April 2, 1995. If this was the first time run of IFAURP, this DD statement must be specified as DD DUMMY.
- //SYSHOUT references a history file named MULC.HISTORY.#1234567 that is created as a result of this job step. The last qualifier, #1234567, designates the IBM customer number for the processor from which the usage data was collected. MULC.HISTORY.#1234567 is a generation data group (GDG) and will

be assigned the full name of MULC.HISTORY.#1234567.G0002V00. This new history file will contain the control statements used for this execution and the usage data of the SYSHIN file and the SMFDATA file(s).

- //SYSIN references the IFAURP control statements required to provide customer and vendor descriptions, as well as, to specify processors, sysplexes and products to be selected for MULC.
- **CUSTOMER** This control statement is required and must precede all other control statements. The customer has provided values for the NAME, ADDRESS, CONTACT and PHONE keywords.
- **VENDOR** Because the customer will send this Software Usage Report to IBM, he obtained the PRODOWNER, NAME and ADDRESS values for this control statement from his IBM client representative.

#### **CODE**

This value represents the customer number under which all of the processors on the following PROCESSOR or SYSPLEX control statements are known to IBM (that is, all the processors for which usage data has been placed in this history file). Processors with different customer numbers must be placed in separate history files.

- **PROCESSOR** This control statement identifies the specific processor and products to be reported on.

#### **(9021,952,01111)**

This field is used to identify the specific processor for which the remainder of the keywords apply. In the US the last 5 digits of the processor serial number are used to identify the processor. Outside the US this 5 digit serial number must be prefixed with a two digit manufacturing location.

#### **PRODUCT**

Each product, CICS and TSO/E, requires its own set of PRODOWNER, PRODNAME and TESTDATE keywords.

#### **PRODOWNER**

All IBM products require the value 'IBM CORP' for this field.

#### **PRODNAME**

Identifies each product for which the customer wants the calculated MULC usage value. Because the customer was interested in CICS and TSO/E, these were the values entered on a specific set of PRODUCT parameters.

#### **START**

This keyword actually begins processing the associated product as a measured usage product by listing the product and its usage values in the "Billing" section of the Software Usage Report. The value of 19950407 signifies the fact that the customer has met both key requirements of the START keyword on that date:

1. April 7th was the first full day that the customer had applied and activated the CICS and TSO/E MULC PTFs on all LPARs on the specified processor and was collecting type 89 records from those LPARs. While the customer could have selected a date later than April 7th for the START value, any START value earlier than that date would have been invalid, because the MULC PTFs would not have been activated for either CICS or TSO/E on all LPARs on that processor.
2. The date value is no earlier than 42 days of the date that this report was run. This is important, because dates earlier than 42 days can

not meet the IBM requirement that it receive the Software Usage Report within 10 business days after the end of the measurement period (START date + 28-31 measurement days + 14 calendar days = 42-45 days).

### ALIGN

Because this execution contained the first product to START on this processor, the customer could have used the ALIGN keyword with the first PRODUCT statement. However, because the customer had no reason to request that his billing period be aligned to any specific month, this keyword was not used.

IFAURP 1.2.0	Measured Usage Software Report Software Usage Report	Page 1 08 May 1995
----- Customer No: 1234567 -----		
Acme Tulle and Dye Company 155 Main Street New London, CT 05512 Contact/Phone: Fred Tulle (203) 555-1212 ex 54	----- Software Vendor: IBM CORP ----- IBM Branch Office 1133 Westchester Avenue Major City, Sample State 10604 FAX: 1-800-555-1212 ATTN: Usage Pricing	
- Report -	--- Measurement Period End Dates ---	----- Processor -----
Due Date	End Date Product Name(s) Function	Category Type-Model Serial Begin-End Dates SU Factor
20May95	06May95 ***ALL***	Standalone 9021-952 01111 02Apr95 - 07May95 2565.3359
===== For Billing Purposes =====		
----- Product ----- Monthly Chargeable Product Values -----		
NUMBER(S) NAME	VERSION FUNCTION	1995 APR MAY JUN JUL AUG SEP OCT NOV DEC 1996 JAN
FEB MAR		
	MAX MVS/ESA LPARS:	4 4 - - - - - - - - - -
	PERCENT MISSING HOURS:	12 80 - - - - - - - - - -
5685-083 CICS	3.2	2.67* 2.46# - - - - - - - - - - (01)
	* 07Apr95-06May95	
5685-025 TSO/E	2.4	.093* .078# - - - - - - - - - - (01)
	* 07Apr95-06May95	
I certify that the values circled on this report indicate months for which that product was under test allowance.		
----- Name -----	----- Signature -----	----- Date -----
===== For Collection Purposes Only =====		
5665-013 IMS TM	4.1	.732 .821# - - - - - - - - - - (01)
5665-409	3.1	
	# 02Apr95	
===== Notes =====		
* - Begin-End Dates of first month's usage data		
# - Data not collected for a full month.		
< - Value to the left is the largest value of complete months shown		
(01) - Hourly rate in millions of CPU Service Units (MSUs)		
This report is documented in the publication "MVS/ESA Support for Measured Usage License Charges" GC28-1098.		

Figure 25. Software Usage Report Generated for Example 2

## Description and analysis of the software usage report generated by Example 2

The "Customer No" section contains the customer number that corresponds to the processor listed in the "Processor" section of the report. This value was provided using the CODE keyword on the VENDOR statement. A valid customer number must be provided to participate in MULC. The remainder of the customer fields printed in this section were provided by the customer on the NAME, ADDRESS, CONTACT and PHONE keywords on the CUSTOMER statement.

The "Software Vendor" section contains the vendor name, "IBM CORP" registered by each product shown on this report. The vendor name, address and FAX number that are listed were taken from the VENDOR control statement.

The “Report Date Due” section lists a date of 20May95 by which IBM must receive a copy of this report, in order for the customer to start measured usage pricing on CICS and TSO/E. This date is calculated by the program as 14 calendar days after the measurement period's end date. A date will appear in this section only when the START keyword has been used for at least one product on this processor.

The “Measurement Period End Dates” section lists the last date in the current measurement period for the product listed to its right. If the measurement end date applies to all products in the “For Billing Purposes” section, a value of “\*\*\*ALL\*\*\*” is printed. This section lists the next measurement period end date for every product in the “For Billing Purposes” section.

The “Processor” section indicates the processor for which the type 89 records were collected and for which the usage data is being reported. The Begin-End Dates field indicate the earliest date, 02Apr95, and last date, 07May95, that the data collected on this processor has been processed by IFAURP. The usage data for all products owned by the company listed in the “Software Vendor” section, (for example, IBM CORP), will be printed on this report.

The “For Billing Purposes Only” section is printed because a START keyword was used for both CICS and TSO/E. Note that when multiple processors share the same set of history files, the first processor with usage data determines the first month in the row of months listed under the “Monthly Chargeable Product Values” section. The “Monthly Chargeable Product Values” subsection shows three sets of vertical bars: before April, between September and October and after March. These vertical bars signify the 6 month measurement periods calculated by the program based on the START date for the first product started on this processor.

The range of dates listed below both CICS and TSO/E and prefixed by an \*, indicate the begin-end dates of the initial monthly measurement for each product. The begin date was provided via the START value of 19950407. The end date was calculated by the program.

The CICS usage value under the April column is followed by an \*, which indicates that this value represents the initial monthly usage value of 2.67 MSUs that will be used to set the usage band for the initial CICS measured usage billing period. An \* after the value under the April column indicates that the initial measurement period, 07Apr95-06May95, is complete. A # would indicate that the initial measurement period was still incomplete, and not yet eligible for measured usage pricing.

The TSO/E usage value under the April column is followed by an \*, which indicates that this value represents the initial monthly usage value of .093 MSUs that will be used to set the usage band for the initial TSO/E measured usage billing period.

The “For Collection Purposes Only” section, that lists the usage data that is being collected but not being used for measured usage pricing, contains the IMS TM usage values. The IMS values are printed here because no PRODUCT control statement was provided for IMS TM; the MULC PTFs for IMS TM were not yet activated on every LPAR on this processor.

In this example, type 89 records were being collected for both CICS and TSO/E starting on April 2, 1995. However this report will only show one value for each month the product was collecting usage data. Because both CICS and TSO/E

values already appear under the month of April in the “For Billing Purposes” section, neither product’s pre-MULC usage from April 2 to April 6 will be shown in this section.

In order to place both CICS and TSO/E under the MULC option, IBM must receive a copy of the Software Usage Report that was described in this example by May 20, 1995, as indicated in the “Report Due Date” section.

**Note:** The START keyword will cause the measurement and associated billing periods for these products on this processor to be listed on the Time Period Report.

---

### Example 3: Identifying non-IBM processors for measured usage

The following example is identical to “Example 2: Placing a product under the measured usage option” on page 83 except that the processor involved is not an IBM processor. Several non-IBM processors identify themselves to MVS as IBM type 3090 or 9021 processors. As a result, the SMF type 89 records collected on these processors incorrectly identifies the usage data as being collected on a specific type-model IBM processor. Because type-model determines the SU factor to be used to calculate the service unit values reported for each product, the correct type-model information must be provided by the customer on the PROCESSOR control statement. Otherwise, the usage values on the Software Usage Report are invalid. Supported type-model values are listed in Appendix A, “Type-model values for IBM and non-IBM processors,” on page 137.

The report printed for “Example 2: Placing a product under the measured usage option” on page 83 could have represented data collected on a HDS-GX8524 processor. If the data was from such a processor, the customer must substitute the following PROCESSOR control statement for the sample statement used in Example 2:

```
PROCESSOR((9021,GX8524,01111)
```

If that were done, the following Software Usage Report would have been produced. Notice that the processor’s Type-Model value appears as HDS-GX8524. In this particular case the SU Factor listed on the report did not change, except for rounding, but that is not true for all cases of non-IBM processors.

----- Customer No: 1234567 ----- Software Vendor: IBM CORP -----  
 Acme Tulle and Dye Company IBM Branch Office  
 155 Main Street 1133 Westchester Avenue  
 New London, CT 05512 Major City, Sample State 10604  
 Contact/Phone: Fred Tulle (203) 555-1212 ex 54 FAX: 1-800-555-1212 ATTN: Usage Pricing

Report	Measurement Period	End Dates	Processor					
Due Date	End Date	Product Name(s)	Function	Category	Type-Model	Serial	Begin-End Dates	SU Factor
20May95	06May95	***ALL***		Standalone	HDS-GX8524	01111	02Apr95 - 07May95	2565.39

===== For Billing Purposes =====

Product	VERSION	FUNCTION	1995 Monthly Chargeable Product Values												1996	
			APR	MAY	JUN	JUL	AUG	SEP	OCT	NOV	DEC	JAN				
5685-083 CICS	3.2		2.67*	2.46#	-	-	-	-	-	-	-	-	-	-	-	(01)
* 07Apr95-06May95																
5685-025 TSO/E	2.4		.093*	.078#	-	-	-	-	-	-	-	-	-	-	-	(01)
* 07Apr95-06May95																

I certify that the values circled on this report indicate months for which that product was under test allowance.

----- Name Signature Date -----

===== For Collection Purposes Only =====

5665-013 IMS TM	4.1		.732	.821#	-	-	-	-	-	-	-	-	-	-	-	(01)
5665-409	3.1															
# 02Apr95																

===== Notes =====

- \* - Begin-End Dates of first month's usage data
- # - Data not collected for a full month.
- < - Value to the left is the largest value of complete months shown
- (01) - Hourly rate in millions of CPU Service Units (MSUs)

This report is documented in the publication "MVS/ESA Support for Measured Usage License Charges" GC28-1098.

Figure 26. Software Usage Report Generated for Example 3

## Example 4: Identifying 9672-Rxx processors for measured usage

The following example is identical to "Example 2: Placing a product under the measured usage option" on page 83 except that the processor involved is an IBM 9672-Rxx model processor. This example is included because the 9672-Rxx models are treated like "standalone" processors, rather than like the 9672-E0x and 9672-P0x clusters. Valid 9672-Rxx type-model values are listed in Appendix A, "Type-model values for IBM and non-IBM processors," on page 137.

If "Example 2: Placing a product under the measured usage option" on page 83 was for a 9672-R61 processor, all the sample JCL and control statements listed in Example 2 would be equally valid, except for the PROCESSOR control statement. All 9672-Rxx models must be identified on the PROCESSOR control statement using their CEC serial number. Although the 9672-Rxx models have a CEC Node Descriptor, like the 9672-E0x clusters, the serial numbers provided by the Node Descriptor should not be used (instead, see Appendix C, "Steps for determining the CPC type, model, and serial number," on page 175). Valid 9672-Rxx type-model values are listed in Appendix A, "Type-model values for IBM and non-IBM processors," on page 137. The customer must substitute the following PROCESSOR control statement, if the processor was a 9672-R61.

```
PROCESSOR((9672,R61,00381)
```

If that were done, the following Software Usage Report would have been produced.

IFAURP 1.2.0	Measured Usage Software Report Software Usage Report	Page 1 08 May 1995										
----- Customer No: 1234567 ----- Acme Tulle and Dye Company 155 Main Street New London, CT 05512 Contact/Phone: Fred Tulle (203) 555-1212 ex 54	----- Software Vendor: IBM CORP ----- IBM Branch Office 1133 Westchester Avenue Major City, Sample State 10604 FAX: 1-800-555-1212 ATTN: Usage Pricing											
- Report -	--- Measurement Period End Dates ---	----- Processor -----										
Due Date	End Date Product Name(s) Function	Category Type-Model Serial Begin-End Dates SU Factor										
20May95	06May95 ***ALL***	Machine 9672-R61 04156 02Apr95 - 07May95 9672 CEC 9672-R51 00381 02Apr95 - 07May95 455.8405										
===== For Billing Purposes =====												
----- Product -----	----- Monthly Chargeable Product Values -----											
NUMBER(S) NAME	VERSION FUNCTION	1995										1996
FEB MAR		APR	MAY	JUN	JUL	AUG	SEP	OCT	NOV	DEC	JAN	
	MAX MVS/ESA LPARS:	4	4	-	-	-	-	-	-	-	-	-
	PERCENT MISSING HOURS:	12	80	-	-	-	-	-	-	-	-	-
5685-083 CICS	3.2	2.67*	2.46#	-	-	-	-	-	-	-	-	-
	* 07Apr95-06May95											(01)
5685-025 TSO/E	2.4	.093*	.078#	-	-	-	-	-	-	-	-	-
	* 07Apr95-06May95											(01)
I certify that the values circled on this report indicate months for which that product was under test allowance.												
----- Name -----	----- Signature -----											----- Date -----
===== For Collection Purposes Only =====												
5665-013 IMS TM	4.1	.732	.821#	-	-	-	-	-	-	-	-	-
5665-409	3.1											(01)
	# 02Apr95											
===== Notes =====												
* - Begin-End Dates of first month's usage data												
# - Data not collected for a full month.												
< - Value to the left is the largest value of complete months shown												
(01) - Hourly rate in millions of CPU Service Units (MSUs)												
This report is documented in the publication "MVS/ESA Support for Measured Usage License Charges" GC28-1098.												

Figure 27. Software usage report generated for Example 4

## 9672-R61 Analysis of the Software Usage Report Generated by Example 4

The "Processor" section identifies the 9672-R61 for which the type 89 records were collected and for which the usage data is being reported. Two entries are printed for the 9672-R61. The first is identified as a "Machine" and represents the asset to which IBM licenses software on that processor. The second entry represents the actual CEC, as it was identified on the PROCESSOR control statement. See "Example 2: Placing a product under the measured usage option" on page 83 for a description of all the other fields on this report.

## Example 5: Placing an additional product under MULC

In the following example the customer has installed BatchPipes/MVS on a processor on which CICS and TSO/E are already being billed under measured usage and has chosen to place BatchPipes® under MULC. In this example, the customer executed IFAURP on a date after the product's initial measurement period has ended.

This example builds on "Example 2: Placing a product under the measured usage option" on page 83 where the customer started measured usage pricing for CICS and TSO/E and is still unable to place IMS TM under the MULC option, because



the IMS MULC PTFs have not yet activated on all LPARs on the processor.

---

```
//IFAURP EXEC PGM=IFAURP,REGION=0M
//STEPLIB DD DSN=SYS1.SIFALIB,DISP=SHR
//SYSMMSG DD SYSOUT=*
//SYSUDUMP DD SYSOUT=*
//SYSPRINT DD SYSOUT=*
//SMFDATA DD DSN=&&SORT89,DISP=(OLD,DELETE)
//SYSHIN DD DSN=MULC.HISTORY.#1234567(0),DISP=OLD
//SYSHOUT DD DSN=MULC.HISTORY.#1234567(+1),DISP=(NEW,CATLG,DELETE),
//          DCB=(RECFM=VBS,LRECL=32760,BLKSIZE=16384),
//          UNIT=SYSDA,SPACE=(CYL,(2,2),RLSE)
//SYSIN DD *
*
  CUSTOMER(NAME('Acme Tulle and Dye Company')
           ADDRESS('155 Main Street',
                  'New London, CT 05512')
           CONTACT('Fred Tulle')
           PHONE('(203) 555-1212 ex 54'))
*
*   VENDOR statement used earlier is still in effect
*
  PROCESSOR((9021,952,01111)
            PRODUCT (PRODOWNER('IBM CORP')
                    PRODNAME('BATCHPIPES/MVS')
                    START(19950522)))
*
*   PRODUCT stmts for CICS and TSO/E used earlier are still in effect
*
/*
```

---

- //STEPLIB references the IBM library, SYS1.SIFALIB, which contains IFAURP and IBM product exits. The MULC PTF cover letter for BatchPipes indicates that IFAURP 1.2.0 (OW11350) is required to process BatchPipes usage data and a BatchPipes-specific IBM vendor exit must be installed in SYS1.SIFALIB. However, in the first Software Usage Report produced for this example the customer neglects to install the required IBM vendor exit.
- See “Example 2: Placing a product under the measured usage option” on page 83 for information about both //SYSMMSG and //SYSPRINT files.
- //SMFDATA references a daily SMF dump file containing the type 89 records for June 24th.
- //SYSHIN references the current version(0) of history file MULC.HISTORY.#1234567, which contains the previous control statements, as well as, all the usage data that has been previously processed.
- //SYSHOUT references a the newest version (+1) of the history file, MULC.HISTORY.#1234567, that is be created as a result of this step. The last qualifier, #1234567, designates the IBM customer number for the processor from which the usage data was collected. See “Example 2: Placing a product under the measured usage option” on page 83 for additional information on this history file.  
See “Example 2: Placing a product under the measured usage option” on page 83 for an explanation of the remaining DD statements.
- **CUSTOMER** This control statement is required and must precede all other control statements. The customer has provided values for the NAME, ADDRESS, CONTACT and PHONE keywords.
- **VENDOR** This control statement is no longer necessary, because it has already been processed and its values saved in this history file in the previous example.
- **PROCESSOR** This control statement identifies the specific processor and products for which action is to be taken.

**(9021,952,01111)**

This field is used to identify the specific processor for which the remainder of the keywords apply. In the US the last 5 digits of the processor serial number are used to identify the processor. Outside the US this 5 digit serial number must be prefixed with a two digit manufacturing location.

**PRODUCT**

This set of control statements defines only the product being added.

**PRODOWNER**

All IBM products require the value IBM CORP for this field.

**PRODNAME**

Only BATCHPIPES/MVS is required, because the PRODNAME control statements for CICS and TSO/E have been saved on the history file by "Example 2: Placing a product under the measured usage option" on page 83 and will be automatically reprocessed on this execution. Note that the entire upper case name, 'BATCHPIPES/MVS', is required as the PRODNAME value.

**START**

This keyword actually triggers IFAURP to begin processing BatchPipes as a measured usage product by listing the product and its usage values in the "Billing" section of the Software Usage Report. The value of 19950522 signifies the fact that the customer has met both key requirements of the START keyword on that date. See the START keyword in "Example 2: Placing a product under the measured usage option" on page 83 for additional information.

**Note:** The ALIGN option is not available to BatchPipes because the measurement periods for this entire processor have already been determined by the defaults taken by the first measured usage product on this processor (CICS).

```

IFAURP 1.2.0                               Measured Usage Software Report                               Page 1
----- Software Usage Report -----                               25 June 1995
Customer No: 1234567 ----- Software Vendor: IBM CORP -----
Acme Tulle and Dye Company                    IBM Branch Office
155 Main Street                               1133 Westchester Avenue
New London, CT 05512                          Major City, Sample State 10604
Contact/Phone: Fred Tulle (203) 555-1212 ex 54 FAX: 1-800-555-1212 ATTN: Usage Pricing

- Report - --- Measurement Period End Dates --- Processor
Due Date  End Date  Product Name(s)  Function  Category  Type-Model  Serial  Begin-End Dates  SU Factor
-----
14Oct95   30Sep95   ***ALL***         Standalone 9021-952  01111    02Apr95 - 24Jun95  2565.3359

----- For Billing Purposes -----
Product ----- Monthly Chargeable Product Values -----
NUMBER(S) NAME  VERSION  FUNCTION  1995  1996
FEB  MAR  APR  MAY  JUN  JUL  AUG  SEP  OCT  NOV  DEC  JAN
-----
MAX MVS/ESA LPARS: 4 4 4 - - - - - - - - - -
PERCENT MISSING HOURS: 12 10 24 - - - - - - - - - -
5685-083 CICS 3.2 2.67* 2.46< 2.44# - - - - - - - - - - (02)
* 07Apr95-06May95
5685-025 TSO/E 2.4 .093* .078< .078# - - - - - - - - - - (02)
* 07Apr95-06May95

I certify that the values circled on this report indicate months for which that product was under test allowance.

-----
Name Signature Date
-----
----- For Collection Purposes Only -----
5655-065 BATCHPIPES/MVS HTMT100 PSP1-BTS - XXXX* XXXX# - - - - - - - - - -
(01) # 21May95
5665-013 IMS TM 4.1 .732 1.22< 1.24# - - - - - - - - - - (02)
5665-409 # 02Apr95 3.1

----- Notes -----
* - Begin-End Dates of first month's usage data
# - Data not collected for a full month.
< - Value to the left is the largest value of complete months shown
(01) - IFA351E VENDOR EXIT IFAUBATC IS REQUIRED BUT WAS NOT LOADED.
(02) - Hourly rate in millions of CPU Service Units (MSUs)

This report is documented in the publication "MVS/ESA Support for Measured Usage License Charges" GC28-1098.

```

Figure 28. Software usage report generated for Example 5 without a BatchPipes vendor exit installed

## Analysis of the software usage report generated by Example 5 without a BatchPipes exit

The only aspect of this specific report that will be discussed concerns the fact that BatchPipes was not reported in the “Billing” section even though the customer supplied a valid PRODDNAME control statement and BatchPipes data was processed by the usage report program.

BatchPipes differs from the other IBM measured usage products in several ways. Rather than measuring and reporting its usage in millions of CPU service units (MSUs), BatchPipes measures and reports its usage in ‘GigaBytes read’ as a better indication of BatchPipes usage. As a consequence, BatchPipes requires that a BatchPipes-specific vendor exit be installed and invoked by the usage report program. This BatchPipes exit modifies several registration fields of the BatchPipes usage section of the SMF type 89 record and provides directions to the usage report program for calculating and reporting BatchPipes usage. The exit also provides the definition of BatchPipes usage that will be placed in the “Note” section at the end of the report. Because these notes are assigned alphabetically by product name, BatchPipes was assigned note number (01). The other IBM measured usage products appearing on the report will continue to share the usage definition for MSUs, that will be assigned note number (02).

Because BatchPipes required a vendor exit, but the customer did not install one in this example, the appropriate registration fields in the usage data were not properly modified, and the usage report program reported the BatchPipes data as some other product for which no START had been issued. As a result, this data appears in the “Collection” section with the product name BATCHPIPES/MVS but with unusual values for the version and function fields. However, based on special fields in the SMF type 89 records, the usage report program was able to determine

that this usage data did require an IBM product exit that minimally was required to provide directions for the calculation and reporting of the data. Because no exit was provided, the usage report program printed XXXX for this product's usage values and used note (01) to describe the error condition encountered for the product.

Other IBM products that also require product-specific vendor exits cause the usage report program to react in much the same way when those product-specific exits are not installed or not accessible during the execution of IFAURP. The general result is that the usage report program seems to ignore the START keyword for the product, that then appears in the "Collection" section of the report, usually with unusual version and function values. Note, however, that the usage report program can not always determine that a product-specific vendor exit is required and thus will not always print XXXXs in place of the product's usage values nor print a specific exit-related error message for a product that is missing its required product-specific vendor exit.

If the customer were to install the proper BatchPipes vendor exit as documented in the BatchPipes' PTF cover letter and rerun the usage report program, the following Software Usage Report would be generated.

- Report -				Processor				
Due Date	End Date	Product Name(s)	Function	Category	Type-Model	Serial	Begin-End Dates	SU Factor
05Jul95	21Jun95	BATCHPIPES/MVS		Standalone	9021-952	01111	02Apr95 - 24Jun95	2565.3359
14Oct95	30Sep95	CICS						
14Oct95	30Sep95	TSO/E						

===== For Billing Purposes =====

Product	Monthly Chargeable Product Values											
	1995						1996					
NUMBER(S) NAME	VERSION	FUNCTION	APR	MAY	JUN	JUL	AUG	SEP	OCT	NOV	DEC	JAN
MAX MVS/ESA LPARS:			4	4	4	-	-	-	-	-	-	-
PERCENT MISSING HOURS:			12	10	24	-	-	-	-	-	-	-
5655-065 BATCHPIPES/MVS 1.0			-	.312*	.354#	-	-	-	-	-	-	-
* 22May95-21Jun95 (BATC9501)												(01)
5685-083 CICS 3.2			2.67*	2.46<	2.44#	-	-	-	-	-	-	-
* 07Apr95-06May95												(02)
5685-025 TSO/E 2.4			.093*	.078<	.078#	-	-	-	-	-	-	-
* 07Apr95-06May95												(02)

I certify that the values circled on this report indicate months for which that product was under test allowance.

Name Signature Date

===== For Collection Purposes Only =====												
5665-013 IMS TM 4.1			.732	1.22<	1.24#	-	-	-	-	-	-	-
5665-409 3.1												(02)
# 02Apr95												

===== Notes =====

- \* - Begin-End Dates of first month's usage data
- # - Data not collected for a full month.
- < - Value to the left is the largest value of complete months shown
- (01) - Hourly rate in GigaBytes read (1 GB= 1,000,000,000 bytes)
- (02) - Hourly rate in millions of CPU Service Units (MSUs)

This report is documented in the publication "MVS/ESA Support for Measured Usage License Charges" GC28-1098.

Figure 29. Software usage report generated for Example 5 with a BatchPipes exit installed

## Analysis of the software usage report generated by Example 5 with a BatchPipes exit

See "Example 2: Placing a product under the measured usage option" on page 83 for an explanation of the "Customer No", "Software Vendor" "Processor" and "Collection" sections.

The "Report Date Due" section lists a date of 05Jul95 by which IBM must receive a copy of this report, in order for the customer to start measured usage pricing on BatchPipes. This date is calculated by the program as 14 calendar days after the current measurement period's end date. The "Report Date Due" for both CICS and TSO/E are listed in this section as 14Oct95.

The “Measurement Period End Dates” section lists the last date in the current BatchPipes measurement period as 21Jun95, which is four days earlier than the execution date of this report.

The “For Billing Purposes Only” section lists up to the last 12 months of product usage alphabetically in product name order. The BatchPipes usage is, therefore, printed before the CICS usage. The range of dates listed below BatchPipes (and prefixed by an \*), indicates the begin-end dates of the initial monthly measurement for BatchPipes. The begin date was provided via the START value of 19950522. The program calculates the end date.

The BatchPipes usage value under the May column is followed by an \*, which indicates that this value represents the initial monthly usage value of .312 MSUs that will be used to set the usage band for the initial BatchPipes measured usage billing period. An \* after the value under the May column indicates that the initial measurement period, 22May95-21Jun95, is complete and that the customer should provide a copy of this report to IBM as per his client representative's instructions. A # would indicate that the initial measurement period was still incomplete and the product not yet eligible for measured usage pricing.

The BatchPipes vendor exit passes eight characters of ‘level’ information, BATC9501, back to IFAURP, which prints it in parentheses under the function column. These eight characters are used to indicate which level of vendor exit has been installed and invoked by the usage report program. All IBM products that require product-specific vendor exits also provide eight characters of ‘level’ information.

The current usage values for CICS and TSO/E are also listed in this section of the report. The measurement period for BatchPipes, after the initial month, will be synchronized to the measurement period already established on that processor by the first product START. The next measurement period for all three products will end September 30th.

In order to place BatchPipes' under the MULC option, a copy of the Software Usage Report that was described in this example IBM must receive by IBM by July 5, 1995, as indicated in the “Report Due Date” section. The fact that CICS and TSO/E also appear in the “Billing” section does not matter, because both of these products have already had their MULC prices set previously.

**Note:** The START keyword will cause the measurement and associated billing period for BatchPipes on this processor to be listed on the Time Period Report.

---

## **Example 6: Upgrading a processor with MULC products and adding another**

In this example the customer is upgrading a processor from a 9021-952 to a 9021-972 over the space of several hours on August 14th and would like to continue participating in measured usage pricing for CICS, BatchPipes and TSO/E on the new processor. The customer can “transfer” all of these products from the old to the new processor via a TRANSFER control statement after the upgrade is complete. IFAURP will maintain the same product measurement periods on the new processor. TRANSFER, itself, does not require that a Software Usage Report be sent to IBM at the time of the processor upgrade. The existing product measurement periods, alone, will determine when the next Software Usage Report is due for this upgraded processor.

The customer will also place IMS TM under usage pricing immediately after the upgrade has completed, because the MULC PTFs have finally been applied and activated on all IMS TM versions on all LPARs on the processor.

```
//IFAURP EXEC PGM=IFAURP,REGION=0M
//STEPLIB DD DSN=SYS1.SIFALIB,DISP=SHR
//SYSMSGs DD SYSOUT=*
//SYSUDUMP DD SYSOUT=*
//SYSPRINT DD SYSOUT=*
//SMFDATA DD DSN=##SORT89,DISP=(OLD,DELETE)
//SYSHIN DD DSN=MULC.HISTORY.#1234567(0),DISP=OLD
//SYSHOUT DD DSN=MULC.HISTORY.#1234567(+1),DISP=(NEW,CATLG,DELETE),
// DCB=(RECFM=VBS,LRECL=32760,BLKSIZE=16384),
// UNIT=SYSDA,SPACE=(CYL,(2,2),RLSE)
//SYSIN DD *
*
CUSTOMER(NAME('Acme Tulle and Dye Company')
ADDRESS('155 Main Street',
'New London, CT 05512')
CONTACT('Fred Tulle')
PHONE('(203) 555-1212 ex 54'))
*
* Transferring all products on a processor upgrade
*
TRANSFER((9021,952,01111),(9021,972,02222))
*
* Starting a new MULC product immediately after the upgrade
*
PROCESSOR((9021,972,02222)
PRODUCT (PRODOWNER('IBM CORP')
PRODNAME('IMS TM')
START(19950815)))
/*
```

- See “Example 2: Placing a product under the measured usage option” on page 83 for an explanation of the //STEPLIB, //SYSMSGs and //SYSPRINT files.
- //SYSHOUT references the newest version (+1) of the history file, MULC.HISTORY.#1234567 that will be created as a result of this job step. The last qualifier, #1234567, designates the IBM customer number for the processor from which the usage data was collected. Note that IFAURP requires that the SMF type 89 records from both the old and new processor must be processed and reside on the same set of history files. Failure to use the same set of history files as the original processor will result in no usage values being listed for the new processor.  
See Examples 2 and 5 for an explanation of the other DD statements used in this example.
- **TRANSFER** This control statement will transfer all the products participating on measured usage pricing from one processor to another processor only as part of a processor upgrade. The second processor can not already be participating in MULC before the transfer. There must be no overlap between product usage on both processors. Because no overlap of usage exists between the original and replacement processors, dates are not required for this control statement.

**Note:** This TRANSFER statement must precede any PROCESSOR statements that may be required to START a product on the upgraded new processor. If the TRANSFER statement is not executed prior to new PROCESSOR statements (when such statements exist in the same execution of the usage report program), the TRANSFER statement will fail, because the new processor will have started a MULC product prior to the TRANSFER and violate the TRANSFER conditions.

**(9021,952,01111)**

This set of values represents the processor that is being discontinued.

**(9021,972,02222)**

This set of values represents the processor that is replacing the first processor.

- **PROCESSOR** This control statement is not required for the products that have already been started on the original processor. It is included in this example only because the customer wants to place a new product under the MULC option. This control statement identifies the new processor and product for which action is to be taken.

**(9021,972,02222)**

This field is used to identify the specific processor for which the remainder of the keywords apply. In the US the last 5 digits of the processor serial number are used to identify the processor. Outside the US this 5 digit serial number must be prefixed with a two digit manufacturing location.

**PRODUCT**

This set of control statements defines only the product being added.

**PRODOWNER**

All IBM products require the value 'IBM CORP' for this field.

**PRODNAME**

Only 'IMS TM' is required, because CICS, BatchPipes and TSO/E have already been transferred from the TRANSFER statement.

**START**

This keyword actually triggers IFAURP to begin processing IMS TM as a measured usage product by listing the product and its usage values in the "Billing" section of the Software Usage Report. The value of 19950815 signifies the fact that the customer has met both key requirements of the START keyword on that date. See the START keyword in "Example 2: Placing a product under the measured usage option" on page 83 for additional information.



Report Due Date	Measurement Period End Date	Product Name(s)	Function	Category	Type-Model	Serial	Processor	Begin-End Dates	SU Factor
28Sep95	14Sep95	IMS TM		Standalone	9021-952	01111		02Apr95 - 15Aug95	2565.3359
14Oct95	30Sep95	BATCHPIPES/MVS		Standalone	9021-972	02222		15Aug95 - 15Aug95	
2384.1454									
14Oct95	30Sep95	CICS							
14Oct95	30Sep95	TSO/E							

===== For Billing Purposes =====

Product	Monthly Chargeable Product Values												
	1995						1996						
NUMBER(S) NAME	VERSION	FUNCTION	APR	MAY	JUN	JUL	AUG	SEP	OCT	NOV	DEC	JAN	
		MAX MVS/ESA LPARS:	4	4	4	4	4	-	-	-	-	-	-
		PERCENT MISSING HOURS:	12	10	14	24	54	-	-	-	-	-	-
5655-065 BATCHPIPES/MVS	1.0			.321*	.389<	.370	.375#	-	-	-	-	-	01)
* 15Aug95-14Sep95													
5685-083 CICS	3.2		2.67*	2.46	2.96<	2.52	13.59#	-	-	-	-	-	02)
* 07Apr95-06May95													
5665-013 IMS TM	4.1		-	-	-	-	1.76#	-	-	-	-	-	02)
5665-409	3.1												
* 15Aug95-15Sep95													
5685-025 TSO/E	2.4		.093*	.078	.094<	.087	.091#	-	-	-	-	-	02)
* 07Apr95-06May95													

I certify that the values circled on this report indicate months for which that product was under test allowance.

Name Signature Date

===== For Collection Purposes Only =====

5665-013 IMS TM	4.1	.732	1.22	1.34	1.55<	-	-	-	-	-	-	-	02)
5665-409	3.1												
# 02Apr95													

===== Notes =====

- \* - Begin-End Dates of first month's usage data
- # - Data not collected for a full month.
- < - Value to the left is the largest value of complete months shown
- (01) - Hourly rate in GigaBytes read (1 GB= 1,000,000,000 bytes)
- (02) - Hourly rate in millions of CPU Service Units (MSUs)

This report is documented in the publication "MVS/ESA Support for Measured Usage License Charges" GC28-1098.

Figure 30. Software usage report generated for Example 6

## Description and analysis of the software usage report generated by Example 6

See "Example 2: Placing a product under the measured usage option" on page 83 for an explanation of the "Customer No", "Software Vendor", and "For Collection Purposes Only" sections.

The "Report Date Due" section now indicates a date of 28Sep95 for IMS TM, due to the START date of 19950815. This is the date by which IBM must receive the Software Usage Report with IMS TM usage to place IMS TM under the MULC option. The next due date for BatchPipes, CICS and TSO/E, however, continues to be listed as 14Oct95. This is the same date that was calculated for the original

processor. The TRANSFER process did not change this date. Although the customer had to transfer the product licenses from the old to the new processor, use of this control statement, by itself, does not require that the resulting Software Usage Report be sent to IBM.

The "Measurement Period End Dates" section lists the last date for the current IMS TM measurement as 14Sep95. The end dates for all the other products remain as 30Sep95. This date also hasn't changed from the date set for the previous processor.

The "Processor" section is different as a result of the TRANSFER control statement. This section now lists both the old and new processors together with the Begin-End dates for which usage data has been processed for each. The 9021-952 processor will continue to appear on this report until September of 1995 when all the data that it generated will be too old (more than 12 months) to appear.

The "For Billing Purposes Only" section lists the usage values from both of these processors as if the usage was from a single processor. Because TRANSFER only supports a non-overlap upgrade, none of the values listed should be the aggregate of both processor's usage. All the values before August 15th are from the 9021-952. All the values after August 15th are from the 9021-972. The values for the 15th are from one or the other of these processors.

Because a PRODUCT control statement started IMS TM after the TRANSFER control statement, IMS TM usage values are printed in the "Billing" section starting with the month (August) provided as the START date. The range of dates listed below IMS TM and prefixed by an "\*", indicate the begin-end dates of the initial monthly measurement for IMS TM. The begin date was provided via the START value of 19950815. The end date was calculated by the program.

The IMS TM usage value under the August column is followed by a "#", which indicates that the initial measurement period was still incomplete, and additional measurement data must be collected and processed prior to sending this Software Usage Report in to IBM.

The current usage values for BatchPipes, CICS and TSO/E are also listed in this section of the report. After the initial month, IMS TM's measurement period will be synchronized to the measurement period already established on that processor by the first product START. The next measurement period for the remaining three products will end September 30th.

In order to place IMS TM under the MULC option, a copy of the Software Usage Report that was produced as a result of processing all the SMF type 89 records up to and including September 15th must be received by IBM by September 28, 1995, as indicated in the "Report Due Date" section. The fact that BatchPipes, CICS and TSO/E also appear in the "Billing" section does not matter, because all of these products have previously had their MULC prices set.

**Note:** The START keyword will cause the measurement and associated billing period for IMS TM on this processor to be listed on the Time Period Report.

---

## Example 7: Stopping measured usage on a product

In the following example the customer has already generated the appropriate Software Usage Report that must be provided to IBM to set the usage bands for the second billing period. No special control statements were required. This report was simply generated as the result of processing the usual SMF type 89 records

that were produced on October 5th. Because no special JCL or control statements were required, none will be shown here.

Measured Usage Software Report  
Software Usage Report

Page 1  
05 October 1995

IFAURP 1.2.0

----- Customer No: 1234567 -----  
Acme Tulle and Dye Company  
155 Main Street  
New London, CT 05512  
Contact/Phone: Fred Tulle (203) 555-1212 ex 54

----- Software Vendor: IBM CORP -----  
IBM Branch Office  
1133 Westchester Avenue  
Major City, Sample State 10604  
FAX: 1-800-555-1212 ATTN: Usage Pricing

- Report -				Processor				
Due Date	End Date	Product Name(s)	Function	Category	Type-Model	Serial	Begin-End Dates	SU Factor
14Oct95	30Sep95	***ALL***		Standalone	9021-952	01111	02Apr95 - 14Aug95	2565.3359
				Standalone	9021-972	02222	14Aug95 - 04Oct95	2384.1454

===== For Billing Purposes =====

Product			Monthly Chargeable Product Values													
NUMBER(S)	NAME	VERSION	FUNCTION	1995												1996
FEB	MAR			APR	MAY	JUN	JUL	AUG	SEP	OCT	NOV	DEC	JAN			
			MAX MVS/ESA LPARS:	4	4	4	4	4	5	5	-	-	-	-		
			PERCENT MISSING HOURS:	12	10	14	24	13	10	91	-	-	-	-		
5655-065	BATCHPIPES/MVS	1.0		-	-	-	-	0.35*	0.44<	0.43#	-	-	-	-		
	* 15Aug95-14Sep95		(BATC9501)											(01)		
5685-083	CICS	3.2		2.67*	2.46	2.96<	2.50	14.9	21.9<	23.31#	-	-	-	-		
	* 07Apr95-06May95													(02)		
5695-176	IMS TM	5.1							2.43<	1.98#	-	-	-	-		
5665-013		4.1		-	-	-	-	1.79*						(02)		
5665-409		3.1														
	* 08Jun95-07Jul95															
5685-025	TSO/E	2.4		.093*	.078	.094<	.085	0.61	.086	.079#	-	-	-	-		
	* 07Apr95-06May95													(02)		

I certify that the values circled on this report indicate months for which that product was under test allowance.

Name	Signature	Date

===== For Collection Purposes Only =====

5665-013	IMS TM	4.1	.732	1.22	1.34	1.55<	-	-	-	-	-	-	-	(02)
5665-409		3.1												
	# 02Apr95													

===== Notes =====

\* - Begin-End Dates of first month's usage data  
 # - Data not collected for a full month.  
 < - Value to the left is the largest value of complete months shown  
 (01) - Hourly rate in GigaBytes read (1 GB= 1,000,000,000 bytes)  
 (02) - Hourly rate in millions of CPU Service Units (MSUs)

This report is documented in the publication "MVS/ESA Support for Measured Usage License Charges" GC28-1098.

Figure 31. Software Usage Report Generated for Example 7 before STOP

## Description of the software usage report generated by Example 7 before STOP

See "Example 2: Placing a product under the measured usage option" on page 83 for an explanation of the "Customer No", "Software Vendor" and "For Collection Purposes Only" sections.

The "Processor" section continues to show two processors. See the previous example for an explanation.

The “Measurement Period End Dates” section indicates that the last measurement period has just ended for all the products listed in the “Billing” section.

The “Report Due Date” section indicates that this report is due to IBM very shortly based on a comparison with the execution date of the report.

The “For Billing Purposes” section now lists all the usage values for the measurement period that terminated on September 30th as indicated by the vertical bars “|” between September and October. Because there is no “#” in the September column of usage values, the customer has completed processing all the data for the last day in September, and IBM will accept this report as a means of setting the usage bands for the next billing period.

After reviewing the CICS usage values on the report the customer notes that the expected increase in the CICS workload did take place after the processor upgrade as planned. Due to the large increase in the workload, the customer decides to discontinue measured usage on CICS before sending this report to IBM. The customer does this by notifying their IBM client representative of their wish to discontinue the MULC option for CICS and processing the following control statement against the history file that contains the data for this processor prior to sending the Software Usage Report to IBM.

```
*
CUSTOMER(NAME('Acme Tulle and Dye Company')
          ADDRESS('155 Main Street',
                  'New London, CT 05512')
          CONTACT('Fred Tulle')
          PHONE('(203) 555-1212 ex 54'))
*
PROCESSOR((9021,972,02222)
          PRODUCT (PRODOWNER('IBM CORP')
                  PRODNAME('CICS')
                  STOP))
/*
```

The resulting Software Usage Report follows:

----- Customer No: 1234567 -----  
Acme Tulle and Dye Company  
155 Main Street  
New London, CT 05512  
Contact/Phone: Fred Tulle (203) 555-1212 ex 54

----- Software Vendor: IBM CORP -----  
IBM Branch Office  
1133 Westchester Avenue  
Major City, Sample State 10604  
FAX: 1-800-555-1212 ATTN: Usage Pricing

- Report -				Processor				
Due Date	End Date	Product Name(s)	Function	Category	Type-Model	Serial	Begin-End Dates	SU Factor
14Oct95	30Sep95	***ALL***		Standalone	9021-952	01111	02Apr95 - 14Aug95	2565.3359
				Standalone	9021-972	02222	14Aug95 - 04Oct95	2384.1454

===== For Billing Purposes =====

Product			Monthly Chargeable Product Values													
NUMBER(S)	NAME	VERSION	FUNCTION	1995												1996
				APR	MAY	JUN	JUL	AUG	SEP	OCT	NOV	DEC	JAN			
				MAX MVS/ESA LPARS:	4	4	4	4	4	5	5	-	-	-	-	-
				PERCENT MISSING HOURS:	12	10	14	24	13	10	91	-	-	-	-	-
5655-065	BATCHPIPES/MVS	1.0		-	-	-	-	0.35*	0.44<	0.43#	-	-	-	-	-	(01)
	* 15Aug95-14Sep95		(BATC9501)													
5685-083	CICS	3.2		2.67*	2.46	2.96<	2.50	14.9	21.9<	-	-	-	-	-	-	(02)
	* 07Apr95-06May95															
5695-176	IMS TM	5.1		-	-	-	-	1.79*	2.43<	1.98#	-	-	-	-	-	(02)
5665-013		4.1														
5665-409		3.1														
	* 08Jun95-07Jul95															
5685-025	TSO/E	2.4		.093*	.078	.094<	.085	0.61	.086	.079#	-	-	-	-	-	(02)
	* 07Apr95-06May95															

I certify that the values circled on this report indicate months for which that product was under test allowance.

Name	Signature	Date
===== For Collection Purposes Only =====		
5685-083 CICS * 02Apr95	- - - - -	23.31# - - - - -
5665-013 IMS TM 5665-409 # 02Apr95	.732 1.22 1.34 1.55< - - - - -	- - - - -

===== Notes =====

- \* - Begin-End Dates of first month's usage data
- # - Data not collected for a full month.
- < - Value to the left is the largest value of complete months shown
- (01) - Hourly rate in GigaBytes read (1 GB= 1,000,000,000 bytes)
- (02) - Hourly rate in millions of CPU Service Units (MSUs)

This report is documented in the publication "MVS/ESA Support for Measured Usage License Charges" GC28-1098.

Figure 32. Software usage report generated for Example 7 after STOP

## Description of the software usage report generated by Example 7 after STOP

CICS usage values for April to September remain in the "For Billing Purposes", because CICS was under the MULC option for those months. However, starting with the October value all CICS usage values will be reported in the "For Collection Purposes Only" section of the report to indicate to IBM that CICS is no longer under measured usage pricing for the next six month billing period.

**Note:** The STOP keyword, affects the usage values related to the next billing period, relative to the execution date of the usage report program in which STOP was processed. If STOP had been processed on or before September 30, for instance, the CICS usage values for April through September would have been placed in the "Collection" section, because they all correspond to the billing period that starts November 1st. The relationship between the measurement and corresponding billing periods for each processor are provided on the Time Period Reports.

---

### **Example 8: Measured usage products under test allowance**

This example is a simple extension of the previous example. After discontinuing CICS usage, the customer notices that the IMS TM usage values on the report in Figure 32 on page 103 indicate that IMS TM version 5.1 was installed and started testing in September. Realizing that IMS TM version 5 is under test allowance for September and October, the customer:

1. Circles the IMS TM usage values under the months of September and October.
2. Prints his or her name and signs and dates in the section immediately after the usage values, thereby certifying that IMS TM is under test allowance.
3. Sends the marked up report to IBM as per the instructions provided by IBM.

---

### **Example 9: Starting measured usage on a Parallel Sysplex**

In this example the customer has diversified and entered the transaction processing business. The customer will support these activities by adding a 9672-R11 processor, with the hardware coupling feature installed, and a Parallel Transaction Server (9672-E02) to his existing data center. The customer has coupled these new processors and configured them as a parallel sysplex. Based on a review of the sysplex's usage determined via the TESTDATE parameter of the SYSPLEX control statement, the customer has decided to place ALCS, IMS DB and MQM under measured usage pricing. Although CICS is also in the sysplex its usage is too high to place under measured usage pricing. The customer will also take the IBM recommendation and process the type 89 records from these processors using the existing set of history files. The end result is that the Software Usage Reports for both the 9021-972 processor (from "Example 7: Stopping measured usage on a product" on page 100) and SYSPLEX1 (in this example) will be generated every time IFAURP is run against this history file.

```

//IFAURP EXEC PGM=IFAURP,REGION=0M
//STEPLIB DD DSN=SYS1.SIFALIB,DISP=SHR
//SYSMMSG DD SYSOUT=*
//SYSUDUMP DD SYSOUT=*
//SYSPRINT DD SYSOUT=*
//SMFDATA DD DSN=SSORT89,DISP=(OLD,DELETE)
//SYSHIN DD DSN=MULC.HISTORY.#1234567(0),DISP=OLD
//SYSHOUT DD DSN=MULC.HISTORY.#1234567(+1),DISP=(NEW,CATLG,DELETE),
// DCB=(RECFM=VBS,LRECL=32760,BLKSIZE=16384),
// UNIT=SYSDA,SPACE=(CYL,(2,2),RLSE)
//SYSIN DD *
*
CUSTOMER(NAME('Acme Tulle and Dye Company')
ADDRESS('155 Main Street',
'New London, CT 05512')
CONTACT('Fred Tulle')
PHONE('(203) 555-1212 ex 54'))
*
* VENDOR stmt used earlier automatically applies to these processors
*
SYSPLEX(ID(SYSPLEX1)
PLEXDATE(19950920)
PROCESSOR((9672,R11,00333))
*
CLUSTER((9672,E02,04166))
*
PRODUCT (PRODOWNER('IBM CORP')
PRODNAME('ALCS')
START(19950920,ALIGN(11)))
*
PRODUCT (PRODOWNER('IBM CORP')
PRODNAME('IMS DB')
START(19950920))
*
PRODUCT (PRODOWNER('IBM CORP')
PRODNAME('MQM MVS/ESA')
START(19950920))
/*

```

- //STEPLIB references the IBM library, SYS1.SIFALIB, which contains IFAURP and IBM product exits. The MULC PTF cover letters for ALCS and IMS DB did not indicate that either required that an IBM vendor exit be installed either in this library or a concatenated library. However, IMS DB does require IFAURP 1.2.0 (OW11350) to process IMS DB usage data. The MULC PTF cover letter for MQM does indicated that an MQM-specific vendor exit, CSQ8UBEX, must be installed and used by the usage report program. The customer used the SMP/E sample supplied with CSQ8UBEX to add a DDDEF for SIFALIB and ++MOVE CSQ8UBEX to SYS1.SIFALIB. Because no software vendors have provided product exit libraries for their products in this example, it is not necessary to concatenate any non-IBM vendor libraries to SYS1.SIFALIB.
- //SYSMMSG references the file where the IFAURP Messages Report is written. This report lists the control statements processed by the usage report program and all error messages issued during its execution. This report should be used to assess the validity of all the other reports produced by this execution of the usage report program.
- //SYSPRINT references the file where all the other reports are written.
- //SMFDATA references the latest SMF type 89 records being processed by IFAURP.
- //SYSHIN references the current version(0) of history file MULC.HISTORY.#1234567, which contains all the usage data collected and processed so far. Because these additional processors have the same IBM

customer number as the original 9021-972 processor, the customer has followed IBM's recommendation and used the existing set of history files to process all three processors.

**Note:** If these additional processors were associated with a different IBM customer number, these processors would require a new set of history files (such as MULC.HISTORY.#0101010) unique to them. The value 0101010 is the other customer number.

- //SYSHOUT references a the newest version (+1) of the history file, MULC.HISTORY.#1234567, that is created as a result of this step.
- **CUSTOMER** This control statement is required and must precede all other control statements. The customer has provided values for the NAME, ADDRESS, CONTACT and PHONE keywords.
- **VENDOR** Because the VENDOR control statement has already been used for the original processor, no new VENDOR statement is required. If a new set of history files were used, a new VENDOR control statement would be required in this example.
- **SYSPLEX** This control statement defines the processor configuration for a parallel sysplex named SYSPLEX1, as well as its effective start date.

**ID** The customer has chosen to name the parallel sysplex SYSPLEX1.

#### **PLEXDATE**

The processor configuration defined as SYSPLEX1 had an effective date of September 20, 1995.

#### **CLUSTER**

This field identifies the specific Parallel Transaction Server (9672,E02,04166) that is defined as being part of SYSPLEX1. For a detailed explanation of determining the cluster serial number, see Appendix C, "Steps for determining the CPC type, model, and serial number," on page 175.

#### **PROCESSOR**

This field identifies the specific coupling-capable processor (9672,R11,00333) that has the coupling hardware installed and that is defined as being part of SYSPLEX1. See "Example 4: Identifying 9672-Rxx processors for measured usage" on page 89 for a 9672-Rxx processor used as a standalone processor (not a part of a Parallel Sysplex).

**Note:** All 9672-Rxx models must be identified on the PROCESSOR control statement using their CEC serial number. Although the 9672-Rxx models have a CEC Node Descriptor, like the 9672-E0x clusters, do not use the serial numbers provided by the Node Descriptor. For a detailed explanation of determining the processor serial number, see Appendix C, "Steps for determining the CPC type, model, and serial number," on page 175.

#### **PRODUCT**

Each product, ALCS, IMS DB, and MQM, requires its own set of PRODOWNER, PRODNAME and START keywords. Because CICS usage was judged to be too high to include under measured usage pricing, no PRODUCT statement was supplied for CICS. Note that the products are associated with SYSPLEX1, not the individual processors or clusters.

#### **PRODOWNER**

All IBM products require the value 'IBM CORP' for this field.

#### **PRODNAME**

Identifies the product that the customer wishes to place under the



measured usage pricing option. Because the customer was interested in ALCS, IMS DB and MQM, the appropriate PRODNAMES for these products were entered on a specific set of PRODUCT control statements.

#### **START**

This keyword actually triggers IFAURP to begin processing the associated product as a measured usage product by listing the product and its usage values in the “Billing” section of the Software Usage Report. The value of 19950920 signifies the fact that the customer has met both key requirements of the START keyword on that date:

1. September 20th was the first day after which the customer had applied and activated the ALCS, IMS DB and MQM MULC PTFs on all LPARs on the specified processors and was collecting type 89 records from those processors. The customer could have specified any date after September 19th.
2. The date value is no earlier than 42 days of the date on which this report was run. This is important, because dates earlier than 42 days can not meet the IBM requirement that it receive the Software Usage Report within 10 business days after the end of the measurement period (START date + 28-31 measurement days + 14 calendar days = 42-45 days).

#### **ALIGN**

The customer chose to align the long term measurement periods of SYSPLEX1 with the current long term measurement period of his original processor. Aligning the processors in this way means that the customer can send IBM the Software Usage Reports for all of the processors at the same time, because they will all have the same “Report Date Due”. Because the ALIGN parameter is used to set the beginning of the “billing” period, the customer used the Time Period Report to determine the start of the next “billing” period for his original processor and found that it started on November 1st. Because ALIGN only applies to the first product to select measured usage on a processor, it is specified only for ALCS.

----- Customer No: 1234567 ----- Software Vendor: IBM CORP -----  
 Acme Tulle and Dye Company IBM Branch Office  
 155 Main Street 1133 Westchester Avenue  
 New London, CT 05512 Major City, Sample State 10604  
 Contact/Phone: Fred Tulle (203) 555-1212 ex 54 FAX: 1-800-555-1212 ATTN: Usage Pricing

Report	Measurement Period	End Dates	Product Name(s)	Function	Category	Type-Model	Serial	Parallel Sysplex: SYSPLEX1	Begin-End Dates	SU Factor
02Nov95	190ct95	***ALL***			Machine	9672-R11	04387		20Sep95 - 200ct95	
					9672 CEC	9672-R11	00333		20Sep95 - 200ct95	660.6656
					Cluster	9672-E02	04166		20Sep95 - 200ct95	
					9672 CEC	9672-S2x	00721		20Sep95 - 200ct95	627.6233
					9672 CEC	9672-S2x	00723		20Sep95 - 200ct95	627.6233

===== For Billing Purposes =====

Product	Monthly Chargeable Product Values											
	1995						1996					
NUMBER(S) NAME	VERSION	FUNCTION	APR	MAY	JUN	JUL	AUG	SEP	OCT	NOV	DEC	JAN
		MAX MVS/ESA LPARS:	-	-	-	-	-	6	6	-	-	-
		PERCENT MISSING HOURS:	-	-	-	-	-	11	39	-	-	-
5685-083 ALCS	02.01.01		-	-	-	-	-	.872*	.964#	-	-	-
* 20Sep95-190ct95												
5695-176 IMS DB	5.1		-	-	-	-	-	2.22*	2.17#	-	-	-
5665-012	4.1		-	-	-	-	-	-	-	-	-	-
* 20Sep95-190ct95												
5695-137 MQM MVS/ESA	2.1		-	-	-	-	-	.523*	.788#	-	-	-
* 20Sep95-190ct95 (MQM#9501)												

I certify that the values circled on this report indicate months for which that product was under test allowance.

-----  
 Name Signature Date

===== For Collection Purposes Only =====

5685-083 CICS	3.3		-	-	-	-	-	15.8<	16.8#	-	-	-
# 20Sep95												

===== Notes =====

- \* - Begin-End Dates of first month's usage data
- # - Data not collected for a full month.
- < - Value to the left is the largest value of complete months shown
- (01) - Hourly rate in millions of CPU Service Units (MSUs)

This report is documented in the publication "MVS/ESA Support for Measured Usage License Charges" GC28-1098.

Figure 33. Software usage report generated for Example 9

## Description and analysis of the software usage report generated by Example 9

The "Customer No" section contains the customer number that corresponds to the cluster and processor listed in the "Parallel Sysplex" section of the report. This value was provided via the CODE keyword on the VENDOR statement. A valid customer number must be provided to participate in MULC. The remainder of the customer fields printed in this section were provided by the customer on the NAME, ADDRESS, CONTACT and PHONE keywords on the CUSTOMER statement.

The "Software Vendor" section contains the vendor name, "IBM CORP", registered by each product shown on this report. The vendor name, address and FAX number that are listed were taken from the VENDOR control statement.

The "Report Date Due" section lists a date of 02Nov95 by which IBM must receive a copy of this report, in order for the customer to start measured usage pricing on SYSPLEX1 for ALCS, IMS DB and MQM. This date is calculated by the program as

14 calendar days after the measurement period's end date. A date will appear in this section only when the START keyword has been used for at least one product on SYSPLEX1.

The "Measurement Period End Dates" section lists the last date in the current measurement period for the product listed to its right. This section lists the next measurement period end date for every product in the "For Billing Purposes" section. "\*\*\*\*ALL\*\*\*\*" indicates that the measurement end date applies to all products in the "For Billing Purposes" section.

The "Parallel Sysplex" section identifies the 9672-R11 and parallel transaction processor (9672-E02) for which the type 89 records were collected and for which the usage data is being reported. Two entries are printed for the 9672-R11. The first is identified as a "Machine" and represents the asset to which IBM licenses software on that processor. The second entry represents the actual CEC, as it was identified on the PROCESSOR control statement. Multiple processor entries are also printed for the 9672-E02 processor. The first entry is identified as a "Cluster" and represents the processor, as it was identified by the customer on the CLUSTER control statement. The following entries are identified as "9672 CEC"s and represent the individual CECs within the 9672-E02. Note that these 9672-Sxx CECs are not valid model values on PROCESSOR or CLUSTER control statements.

The Begin-End Dates field indicate the earliest date, 20Sep95, and last date, 20Oct95, for which the data collected on this processor has been processed by IFAURP. The usage data for all products owned by the company listed in the "Software Vendor" section, (IBM CORP), will be printed on this report.

The "For Billing Purposes Only" section is printed because a START keyword was used for ALCS, IMS DB and MQM. Note that the first processor that uses a set of history files determines the first month in the row of months listed under the "Monthly Chargeable Product Values" section. Because the type 89 records from SYSPLEX1 are being processed on the same set of history files as the original processor in "Example 1: Deciding which products to select for measured usage pricing" on page 79, the first month displayed under the "Monthly Chargeable Product Values" is exactly the same as the first month established for the original processor. The relative positions of these months is the same for all Software Usage Reports generated from a common set of history files.

The "Monthly Chargeable Product Values" subsection shows three sets of vertical bars: before April, between September and October and after March. These vertical bars signify the 6 month measurement periods calculated by the program based on the ALIGN date for the first product started on this processor.

The range of dates listed below ALCS, IMS DB and MQM, prefixed by an "\*\*", indicate the begin-end dates of the initial monthly measurement for each product. The begin date was provided via the START value of 19950920. The end date was calculated by the program.

The ALCS usage value under the September column is followed by an "\*\*", which indicates that this value represents the initial monthly usage value of .872 MSUs that will be used to set the usage band for the initial ALCS measured usage billing period. An "\*" after the value under the September column indicates that the initial measurement period, 20Sep95-19Oct95, is complete. (A "#" would indicate that the initial measurement period was still incomplete, and not yet eligible for measured usage pricing.)

The IMS DB usage value under the September column is followed by an “\*”, which indicates that this value represents the initial monthly usage value of 2.22 MSUs that will be used to set the usage band for the initial IMS DB measured usage billing period.

The MQM usage value under the September column is followed by an “\*”, which indicates that this value represents the initial monthly usage value of .523 MSUs that will be used to set the usage band for the initial MQM measured usage billing period.

**Note:** The MQM-specific vendor exit passes eight characters of ‘level’ information, MQM#9501, back to IFAURP, which prints it in parentheses under the function column. These eight characters are used to indicate which level of vendor exit has been installed and invoked by the usage report program. All IBM products, which require product-specific vendor exits, will also provide eight characters of ‘level’ information.

---

## Example 10: Adding a measured usage product to a Parallel Sysplex

In the following example the customer has chosen to install DB2 and its MULC PTFs on several processors in SYSPLEX1 and would like to start measured usage pricing for DB2. ALCS, IMS DB and MQM are already being priced under measured usage on SYSPLEX1. This example builds on “Example 9: Starting measured usage on a Parallel Sysplex” on page 104.

```
//IFAURP EXEC PGM=IFAURP,REGION=0M
//STEPLIB DD DSN=SYS1.SIFALIB,DISP=SHR
//SYSMGS DD SYSOUT=*
//SYSUDUMP DD SYSOUT=*
//SYSPRINT DD SYSOUT=*
//SMFDATA DD DSN=SSORT89,DISP=(OLD,DELETE)
//SYSHIN DD DSN=MULC.HISTORY.#1234567(0),DISP=OLD
//SYSHOUT DD DSN=MULC.HISTORY.#1234567(+1),DISP=(NEW,CATLG,DELETE),
//          DCB=(RECFM=VBS,LRECL=32760,BLKSIZE=16384),
//          UNIT=SYSDA,SPACE=(CYL,(2,2),RLSE)
//SYSIN DD *
*
  CUSTOMER(NAME('Acme Tulle and Dye Company')
           ADDRESS('155 Main Street',
                  'New London, CT 05512')
           CONTACT('Fred Tulle')
           PHONE(' (203) 555-1212 ex 54'))
*
*   VENDOR statement used earlier is still in effect
*
  SYSPLEX(ID(SYSPLEX1)
          PLEXDATE(19950920)
          PRODUCT (PRODOWNER('IBM CORP')
                  PRODNAME('DB2')
                  START(19951025)))
/*
```

See “Example 9: Starting measured usage on a Parallel Sysplex” on page 104 for an explanation of the DD statements.

- **CUSTOMER** This control statement is required and must precede all other control statements. The customer has provided values for the NAME, ADDRESS, CONTACT and PHONE keywords.
- **VENDOR** This control statement is no longer necessary, because it has already been processed and its values saved in this history file in the previous example.

- **SYSPLEX** This control statement is required to identify the specific sysplex for which the request is to occur.

**ID** Because DB2 was installed on a processor and cluster defined as SYSPLEX1 in the previous example, SYSPLEX1 is the value that must be used for this keyword.

**PLEXDATE**

The SYSPLEX control statement requires the PLEXDATE keyword. The same date should be used as was used originally to define SYSPLEX1.

**Note:** CLUSTER and PROCESSOR are only required when defining a new sysplex or a making a change to an existing sysplex; they are not required for adding a product to the sysplex.

**PRODUCT**

Because ALCS, IMS DB and MQM have used the START keyword earlier for SYSPLEX1, they are no longer required on this set of control statements.

**PRODOWNER**

All IBM products require the value 'IBM CORP' for this field.

**PRODNAME**

Only DB2 is required.

**START**

This keyword actually triggers IFAURP to begin processing DB2 as a measured usage product on SYSPLEX1 by listing the product and its usage values in the "Billing" section of the Software Usage Report. The value of 19951020 signifies the fact that the customer has met both key requirements of the START keyword on that date. See the START keyword in "Example 9: Starting measured usage on a Parallel Sysplex" on page 104 for additional information.

**ALIGN**

The ALIGN option is not available to DB2, because the measurement periods for this entire processor have already been determined by the ALIGN value already set by ALCS when SYSPLEX1 was defined.

----- Customer No: 1234567 -----  
Acme Tulle and Dye Company  
155 Main Street  
New London, CT 05512  
Contact/Phone: Fred Tulle (203) 555-1212 ex 54

----- Software Vendor: IBM CORP -----  
IBM Branch Office  
1133 Westchester Avenue  
Major City, Sample State 10604  
FAX: 1-800-555-1212 ATTN: Usage Pricing

- Report -				Parallel Sysplex: SYSPLEX1				
Due Date	End Date	Product Name(s)	Function	Category	Type-Model	Serial	Begin-End Dates	SU Factor
08Dec95	24Nov95	DB2		Machine	9672-R11	04387	20Sep95 - 27Nov95	
14Mar96	28Feb96	ALCS		9672 CEC	9672-R11	00333	20Sep95 - 27Nov95	660.6656
14Mar96	28Feb96	IMS DB		Cluster	9672-E02	04166	20Sep95 - 27Nov95	
14Mar96	28Feb96	MQM MVS/ESA		9672 CEC	9672-S2x	00721	20Sep95 - 27Nov95	627.6233
				9672 CEC	9672-S2x	00723	20Sep95 - 27Nov95	627.6233

===== For Billing Purposes =====

Product			Monthly Chargeable Product Values													
NUMBER(S)	NAME	VERSION	FUNCTION	1995												1996
FEB	MAR			APR	MAY	JUN	JUL	AUG	SEP	OCT	NOV	DEC	JAN			
			MAX MVS/ESA LPARS:	-	-	-	-	-	6	10	9	-	-	-	-	
			PERCENT MISSING HOURS:	-	-	-	-	-	11	21	22	-	-	-	-	
5685-083	ALCS		02.01.01	-	-	-	-	-	.872*	.968<	1.04#	-	-	-	-	01)
			* 20Sep95-19Oct95													
5685-DB2	DB2		3.1.1	-	-	-	-	-	-	.967*	.944#	-	-	-	-	01)
			* 25Oct95-24Nov95													
5695-176	IMS DB		5.1	-	-	-	-	-	2.22*	2.17<	2.34#	-	-	-	-	01)
5665-012			4.1													
			* 20Sep95-19Oct95													
5695-137	MQM MVS/ESA		2.1	-	-	-	-	-	.523*	.792<	.731#	-	-	-	-	01)
			* 20Sep95-19Oct95 (MQM#9501)													

I certify that the values circled on this report indicate months for which that product was under test allowance.

Name	Signature	Date
----- For Collection Purposes Only -----		
5685-083 CICS # 20Sep95		

Notes

- \* - Begin-End Dates of first month's usage data
  - # - Data not collected for a full month.
  - < - Value to the left is the largest value of complete months shown
  - (01) - Hourly rate in millions of CPU Service Units (MSUs)
- This report is documented in the publication "MVS/ESA Support for Measured Usage License Charges" GC28-1098.

Figure 34. Software usage report generated for Example 10

## Description and analysis of the software usage report generated by Example 10

See "Example 9: Starting measured usage on a Parallel Sysplex" on page 104 for an explanation of the "Customer No", "Software Vendor", and "Processor" sections.

The "Report Date Due" section lists a date of 08Dec95 by which IBM must receive a copy of this report, in order for the customer to start measured usage pricing on DB2. This date is calculated by the program as 14 calendar days after the current measurement period's end date. The next "Report Date Due" for ALCS, IMS DB and MQM are listed in this section as 14Mar96.

The “Measurement Period End Dates” section lists the last date in the current DB2 measurement period as 24Nov95, which is four days earlier than the execution date of this report.

The “For Billing Purposes Only” section lists up to the last 12 months of product usage alphabetically in product name order. The range of dates listed below DB2 and prefixed by an “\*”, indicate the begin-end dates of the initial monthly measurement for DB2. The begin date was provided via the START value of 19951025. The end date was calculated by the program.

The DB2 usage value under the October column is followed by an “\*”, which indicates that this value represents the initial monthly usage value of .967 MSUs that will be used to set the usage band for the initial DB2 measured usage billing period. An “\*” after the value under the October column indicates that the initial measurement period, 25Oct95-24Nov95, is complete and that the customer should provide a copy of this report to IBM as per his client representative's instructions. A “#” would indicate that the initial measurement period was still incomplete, and not yet eligible for measured usage pricing. The current usage values for ALCS, IMS DB and MQM are also listed in this section of the report.

Note that the measurement period following DB2's initial month's measurement, will be synchronized to the measurement period already established on that sysplex when the first product was started. The next measurement period for all three products will end February 28, 1996.

---

## Example 11: Adding or removing processors from a Parallel Sysplex

The following example indicates what the customer needs to do to add another Parallel Transaction Processor (9672-E03) to the configuration defined in the previous example and remove a processor (9672-R11) from the same configuration on the same day. Note that there is no requirement to keep the total number of processors and clusters the same as was done in this example.

---

```
//IFAURP EXEC PGM=IFAURP,REGION=0M
//STEPLIB DD DSN=SYS1.SIFALIB,DISP=SHR
//SYMSMGS DD SYSOUT=*
//SYSUDUMP DD SYSOUT=*
//SYSPRINT DD SYSOUT=*
//SMFDATA DD DSN=SMSORT89,DISP=(OLD,DELETE)
//SYSHIN DD DSN=MULC.HISTORY.#1234567(0),DISP=OLD
//SYSHOUT DD DSN=MULC.HISTORY.#1234567(+1),DISP=(NEW,CATLG,DELETE),
// DCB=(RECFM=VBS,LRECL=32760,BLKSIZE=16384),
// UNIT=SYSDA,SPACE=(CYL,(2,2),RLSE)
//SYSIN DD *
*
  CUSTOMER(NAME('Acme Tulle and Dye Company')
    ADDRESS('155 Main Street',
      'New London, CT 05512')
    CONTACT('Fred Tulle')
    PHONE('(203) 555-1212 ex 54'))
*
*   VENDOR statement used earlier is still in effect
*
  SYSPLEX(ID(SYSPLEX1)
    PLEXDATE(19951212)
    CLUSTER((9672,E02,04166),(9672,E03,04177)))
/*
```

---

See “Example 9: Starting measured usage on a Parallel Sysplex” on page 104 for an explanation of the DD statements.

- **CUSTOMER** This control statement is required and must precede all other control statements. The customer has provided values for the NAME, ADDRESS, CONTACT and PHONE keywords.
- **VENDOR** This control statement is no longer necessary, because it has already been processed and its values saved in this history file in the previous example.
- **SYSPLEX** This control statement is required to identify the specific sysplex for which the request is to occur.

**ID** SYSPLEX1 is the value that must be used for this keyword, in this example, because the original sysplex configuration was defined with this name.

**PLEXDATE**

The date (19951212) on which the new configuration takes affect.

**CLUSTER**

The following two clusters are defined as being a part of the newest SYSPLEX1 configuration: (9672,E02,04166) and (9672,E03,04177).

**PROCESSOR**

Because the 9672-R11 is being removed from SYSPLEX1, no PROCESSOR parameters are needed.

**Note:** Redefining the sysplex does not, in itself, require any changes to the products running on the sysplex. Because ALCS, DB2, IMS DB and MQM will continue to run in SYSPLEX1, no PRODUCT keywords are necessary.



----- Customer No: 1234567 -----  
Acme Tulle and Dye Company  
155 Main Street  
New London, CT 05512  
Contact/Phone: Fred Tulle (203) 555-1212 ex 54

----- Software Vendor: IBM CORP -----  
IBM Branch Office  
1133 Westchester Avenue  
Major City, Sample State 10604  
FAX: 1-800-555-1212 ATTN: Usage Pricing

----- Report -----				----- Parallel Sysplex: SYSPLEX1 -----				
Due Date	Measurement Period End Date	Product Name(s)	Function	Category	Type-Model	Serial	Begin-End Dates	SU Factor
14Mar96	28Feb96	***ALL***		Machine	9672-R11	04387	20Sep95 - 11Dec95	
				9672 CEC	9672-R11	00333	20Sep95 - 13Dec95	660.6656
				Cluster	9672-E02	04166	20Sep95 - 13Dec95	
				9672 CEC	9672-S2x	00721	20Sep95 - 13Dec95	627.6233
				9672 CEC	9672-S2x	00723	20Sep95 - 13Dec95	627.6233
				Cluster	9672-E03	04177	12Dec95 - 13Dec95	
				9672 CEC	9672-S2x	00781	12Dec95 - 13Dec95	627.6233
				9672 CEC	9672-S3x	00782	12Dec95 - 13Dec95	587.9759
				9672 CEC	9672-S3x	00783	12Dec95 - 13Dec95	587.9759

===== For Billing Purposes =====

NUMBER(S) FEB MAR	NAME	Product VERSION FUNCTION	----- Monthly Chargeable Product Values -----										
			1995										
			APR	MAY	JUN	JUL	AUG	SEP	OCT	NOV	DEC	1996 JAN	
MAX MVS/ESA LPARS:			-	-	-	-	-	6	10	9	9	-	-
PERCENT MISSING HOURS:			-	-	-	-	-	11	21	18	60	-	-
5685-083	ALCS	02.01.01	-	-	-	-	-	.872*	.968	1.14<	1.53#	-	-
* 20Sep95-19Oct95													
5685-DB2	DB2	3.1.1	-	-	-	-	-	-	.967*	.947<	1.07#	-	-
* 25Oct95-24Nov95													
5695-176	IMS DB	5.1	-	-	-	-	-	2.22*	2.17	2.39<	2.37#	-	-
5665-012		4.1											
* 20Sep95-19Oct95													
5695-137	MQM MVS/ESA	2.1	-	-	-	-	-	.523*	.792<	.733	.798#	-	-
* 20Sep95-19Oct95 (MQM#9501)													

I certify that the values circled on this report indicate months for which that product was under test allowance.

----- Name Signature Date -----

===== For Collection Purposes Only =====

5685-083	CICS	3.3	-	-	-	-	-	15.8<	16.9<	15.9	16.1#	-	-
# 20Sep95													

----- Notes -----

- \* - Begin-End Dates of first month's usage data
- # - Data not collected for a full month.
- < - Value to the left is the largest value of complete months shown
- (01) - Hourly rate in millions of CPU Service Units (MSUs)

This report is documented in the publication "MVS/ESA Support for Measured Usage License Charges" GC28-1098.

Figure 35. Software usage report generated for Example 11

## Description and analysis of the software usage report generated by Example 11

The Parallel Sysplex section now indicates that the data on the Software Usage Report comes from three processors.

1. 9672-R11 for the period 20Sep95 to 11Dec95
2. 9672-E02 for the period 20Sep95 to 13Dec95
3. 9672-E03 for the period 12Dec95 to 13Dec95

If the SYSPLEX1 definition isn't changed again, no additional usage data will be reported for the 9672-R11 on SYSPLEX1's Software Usage Report.

The change in configuration had no effect on the "Report Due Date" and "For Billing Purposes" sections. The products being measured are defined to the sysplex, not processors or clusters in the sysplex, and are, therefore, independent of the changes to the configuration, though the actual usage values will reflect the product usage on all the processors in the configuration.

## Example 12: Deciding which products to select for S/390 usage pricing charges

The following example illustrates the IFAURP JCL and control statements required to produce a preliminary Software Usage Report for obtaining a S/390 Usage price quote from IBM without actually placing any of the products under S/390 Usage Pricing Charges.

**Note:** IBM will only provide S/390 Usage Pricing Charges price quotes when the IFAURP report level is 3.1.0 or higher and the products appearing on the report have usage values which are followed by an asterisk (\*). The IFAURP report level is printed at the top left corner of the Software Usage Report.

Customers can estimate whether or not S/390 Usage Pricing Charges will save them money over PSLC by using the Software Usage Report to determine whether any initial product usage values (those followed by an \* on the report) are less than 25% of the processor's or Parallel Sysplex's capacity. An individual processor's capacity can be calculated from the "SU Factor" listed in the Processor section of the Software Usage Report as follows:

$$\text{Processor capacity} = \text{SU factor} \times 3600 \times \text{number of CPs in the processor model} / 1,000,000$$

For the 9672-R65 in this example, the numbers are:

$$2378.4748 \times 3600 \times 6 / 1,000,000 = 51.4 \text{ MSUs}$$

Products whose usage is less than 12.8 MSUs (51.4 x .25) are likely to receive a pricing benefit under S/390 usage pricing charges.

Table 13. LPAR and software configuration for 9672-R65 #04984

LPAR Number	Operating System	CICS	DB2	IMS DB	IMS TM	MQM
1	OS/390 V1	V4.1	V4.1 (DB2 Admin)	-	-	V1.2
2	OS/390 V1	-	-	V5.1	V5.1 (ETO)	-
3	OS/390 V2	V4.1	V4.1 (DB2 Admin)	V6.1	V6.1 (ETO)	V1.2

S/390 Usage Pricing requires two months of usage measurement data, from all system images (LPARs and VM guest systems) on the processor for which S/390 Usage Pricing is being requested, to set the initial S/390 Usage Pricing Charges price for each of the requested products. If any of the usage is from a Parallel Sysplex then the measurement data must be from all the system images in the Parallel Sysplex. In this example the customer has a 9672-R65 processor which is not in a Parallel Sysplex and from which the customer has collected at least the

required 2 months of usage data plus 1 day of additional usage data, which will be reported separately as the third and incomplete usage values (ones followed by a '#' on the report).

**Note:** The sample control statements used in this example are not sufficient to participate in S/390 Usage Pricing, since the keyword TESTDATE was used instead of START. See "Example 13: Placing products under S/390 usage pricing charges" on page 124 for all the control statements required to actually request S/390 Usage Pricing Charges for one or more products in this example.

```
//IFAURP EXEC PGM=IFAURP,REGION=OM
//STEPLIB DD DSN=SYS1.SIFALIB,DISP=SHR
//SYSMSG DD SYSOUT=*
//SYSUDUMP DD SYSOUT=*
//SYSPRINT DD SYSOUT=*
//SMFDATA DD DSN=USAGE.SORTED89.DECJAN99,DISP=(OLD,KEEP)
//SYSHIN DD DUMMY,DCB=BLKSIZE=16384
//SYSHOUT DD DSN=USAGE.HISTORY.PHILA(+1),DISP=(NEW,CATLG,DELETE),
// DCB=(RECFM=VBS,LRECL=32760,BLKSIZE=16384),
// UNIT=SYSDA,SPACE=(CYL,(2,2),RLSE)
//SYSIN DD *
CUSTOMER(NAME('Liberty Bell Services')
ADDRESS('22 Clapper Plaza',
'Philadelphia, Pa. 19101')
CONTACT('Bennet Franklin')
PHONE('(610) 555-1212'))
*
VENDOR(PRODOWNER('IBM CORP')
NAME('IBM Corporation')
ADDRESS('Philadelphia Branch Office',
'FAX: (610) 555-IBM1 Attn: Sally Sales')
CODE(0012345))
*
PROCESSOR((9672,R65,04984)
PRODUCT (PRODOWNER('IBM CORP')
PRODNAME('CICS')
TESTDATE(19981201))
PRODUCT (PRODOWNER('IBM CORP')
PRODNAME('IMS DB')
TESTDATE(19981201))
PRODUCT (PRODOWNER('IBM CORP')
PRODNAME('IMS TM')
TESTDATE(19981201))
PRODUCT (PRODOWNER('IBM CORP')
PRODNAME('MQM MVS/ESA')
TESTDATE(19981201))
/*
```

**Note:** Complete descriptions of IFAURP's JCL and control statements are provided in "Invoking IFAURP" on page 29.

- //STEPLIB references the IBM library, SYS1.SIFALIB, that contains IFAURP and the IFAURP reporting exits supplied with some IBM products, like MQM. The installation logic for MQM requires that MQM's CSQ8UBEX module and its IFAUMQM# alias be copied from MQM's .SCSQLOAD library to the SYS1.SIFALIB library. This must be done or the Software Usage Report will not list the MQM usage values correctly. Because no software vendors have provided product exit libraries for their products in this example, it is not necessary to concatenate any vendor libraries to SYS1.SIFALIB.
- //SYSMSG references the file where the IFAURP Messages Report is written. This report lists the control statements processed by the usage report program

and all error messages issued during its execution. This report should be used to assess the validity of all the other reports produced by this execution of the usage report program.

- //SYSPRINT references the file where all the other reports are written, including the Software Usage Report.
- //SMFDATA references a file of SMF type 89 records that were sorted before this step. See Figure 6 on page 12 for sample JCL for the sort step and sample sort control statements. SMF type 89 records consist of subtype 1 records which contain the usage data for usage products and subtype 2 records which were introduced with OS/390 and contain registration statistics for products using z/OS Product Registration Services. These registration statistics are printed on IFAURP's Software Product Registration Report. The SMF type 89-2 records can be substantially larger than the SMF type 89-1 records and are not required to generate the Software Usage Report. All these examples will cover only the use of SMF type 89-1 records.

In this example all of the SMF type 89-1 records, which have been collected from the 9672-R65 (04984) processor for December 1, 1998 to and including February 1, 1999, have been merged and sorted for the customer's three OS/390 V2 LPARs into the the sorted file named USAGE.SORTED89.DECJAN99. The Software Usage Report program must see at least one hour's usage more than the initial measurement period to consider the initial measurement period complete and place asterisks \* after the initial measurement values. The usage data beyond the measurement period will be reported separately under a different month.

**Note:** This sorted usage data is being saved since it may optionally be used in "Example 13: Placing products under S/390 usage pricing charges" on page 124.

- //SYSHIN must be specified as DD DUMMY, because this is the first time that the customer has run IFAURP and thus no history file exists.
- //SYSHOUT references the IFAURP output history file named USAGE.HISTORY.PHILA that is created as a result of this job step. The last qualifier, PHILA, designates the customer's data center location for the processor from which the usage data was collected. In this example USAGE.HISTORY.PHILA is a generation data group (GDG) and will be assigned the full name of USAGE.HISTORY.PHILA.G0001V00. See *z/OS DFSMS Using Data Sets*. for a detailed explanation of GDGs. This new history file will contain the control statements used for this execution and the usage data of the SYSHIN file and the SMFDATA files. Once these SMF type 89-1 records have been processed and their data saved on this history file, the original type 89-1 records are no longer required as input to future executions of IFAURP.

**Note:** you can optionally choose to DUMMY this file when generating the Software Usage Report for the initial price quote, provided you keep the USAGE.SORTED89.DECJAN99 file as input to "Example 13: Placing products under S/390 usage pricing charges" on page 124, which indicates how to actually request OS/390 Usage Pricing Charges.

- //SYSIN references the IFAURP control statements required to provide customer and vendor descriptions, as well as, to specify the processor and products to be selected for S/390 Usage Pricing Charges.
- **CUSTOMER** This control statement is required and must precede all other control statements.

#### **NAME**

This parameter supplies the customer name to each vendor and is required for IFAURP to execute. IBM recommends that customers use the name by which they are known to IBM for this field.

## ADDRESS, CONTACT, PHONE

These parameters provide the customer's mailing address, the name of the customer representative to be contacted if IBM has questions about the report and the contact's phone number.

**Note:** The customer provided all these parameter values in this example, since it is easy enough to do when creating the original control statement. Supplying all the CUSTOMER parameters for the price quote eliminates the risk that these parameters will be missing from any of the follow on reports which must be sent to IBM.

- **VENDOR** This control statement associates the product usage being reported on SMF type 89-1 records with a specific vendor. Each vendor should supply the information required for each keyword on this control statement to the customer. Since this example is for IBM products, all the VENDOR information will be for IBM.

## PRODOWNER

This parameter specifies the value used by the vendor to identify all their products on type 89-1 records. "IBM CORP" appears because IBM identifies all its products with this value. This keyword is required.

## NAME

This parameter identifies the name of the software vendor. This parameter is required and should be supplied by your IBM client representative.

## ADDRESS

This parameter provides the vendor's mailing address and or telephone or FAX number. This information should be supplied by your IBM client representative.

**CODE** This value represents the customer number under which all of the processors on the following PROCESSOR or SYSPLEX control statements are known to IBM (that is, all the processors for which usage data has been placed in this history file). Processors with different customer numbers must be placed in separate history files.

- **PROCESSOR** This control statement identifies the specific processor and products for which a pricing quote is being requested. Since this example is for a processor that not in a Parallel Sysplex, the PROCESSOR statement is used instead of the SYSPLEX statement.

## (9672,R65,04984)

This field is used to identify the specific processor for which the remainder of the subparameters on this PROCESSOR control statement apply.

**Note:** You must obtain the type and model values from Appendix A, "Type-model values for IBM and non-IBM processors," on page 137. Hitachi processors must use a model value for the appropriate Hitachi processor (for example, PILOT65). In the United States, the last 5 digits of the processor serial number are used to identify the processor. Outside the United States, this 5-digit serial number must be prefixed with a 2-digit manufacturing location.

## PRODUCT

CICS, IMS and MQM are all eligible for S/390 Usage Pricing Charges on the 9672-R65, because at least one LPAR has OS/390 V2 and CICS, IMS and MQM each have an eligible S/390 Usage Pricing Charges version

(such as CICS V4, IMS V6 and MQM V1). Since IMS V6 is being used, usage from IMS V5 and IMS V6 will be aggregated and the aggregated usage will be used to set the S/390 Usage Pricing Charge for IMS V6. There will be no charge for IMS V5, since its usage is being charged for under IMS V6. IMS TM's ETO feature will also be placed under S/390 Usage Pricing, whenever the base IMS TM feature is placed under S/390 Usage Pricing Charges. In this example, DB2 does not qualify for S/390 Usage Pricing since the customer is running DB2 V4.1. DB2 eligibility for S/390 Usage Pricing starts with DB2 V5.

Each product for which a S/390 Usage Pricing Charges price quote is being requested (for example, CICS, IMS DB, IMS TM and MQM MVS/ESA) requires its own set of PRODOWNER, PRODNAME and TESTDATE keywords.

**Note:**

1. Although IMS DB and IMS TM are base features of the same product, each can be placed on S/390 Usage Pricing independently of the other; therefore, each requires its own control statement.
2. Each product feature (for example, IMS TM ETO) must have the same pricing option as its base product. Such features, however, do not appear on PRODUCT control statements.
3. TSO/E is a part of z/OS and not separately priced. Therefore, TSO/E is not eligible for S/390 Usage Pricing Charges.

**PRODOWNER**

All IBM products require the value "IBM CORP" for this field.

**PRODNAME**

Identifies each product that the customer wants to request an S/390 Usage Pricing price quote for. Since it is only for a price quote, the customer has chosen all of their eligible S/390 Usage Pricing products.

**TESTDATE**

The value of 19981201 signifies the fact that the customer would like to obtain the usage value, and might also want a price quote, for a product without actually starting S/390 Usage Pricing Charges billing. To ensure that the usage values correspond to the values that S/390 Usage Pricing would use, use a TESTDATE value that is the same as the value that would be used for the START parameter. The value used for the START parameter can be determined as follows:

1. The customer has met all the S/390 Usage Pricing requirements by that date.
  - a. December 1, 1998 is the earliest initial measurement start date which can be used to place a product under S/390 Usage Pricing Charges.
  - b. SMF data must be collected from all of the OS/390 and z/OS LPARs on the processor on or before the START date.
  - c. If DB2 is being placed under S/390 Usage Pricing Charges, all copies of DB2 on that processor must be restarted, after SMF type 89-1 record collection has been activated on all the OS/390 and z/OS LPARs on that processor.
2. The START value is no earlier than 72 days before the date that this report was run. This is important, because START dates earlier than 72 days can not meet the IBM requirement that IBM receive the Software Usage Report within 10 business days after the end of the

measurement period (START date + 28+30 measurement days (2 months) + 14 calendar days = 72 days).

**Note:** Some IBM geographies will accept the usage collected during a new product's last month under test allowance for the first month of the 2-month initial measurement period.

IFAURP 3.1.2	Measured Usage and S/390 Usage Pricing Charges Software Usage Report	PAGE 1 2 FEBRUARY 1999
----- Customer No: 0012345 -----		----- Software Vendor: IBM CORP -----
Liberty Bell Services 22 Clapper Plaza Philadelphia, Pa. 19101 Contact/Phone: Bennet Franklin / (610) 555-1234		IBM Corporation Philadelphia Branch Office FAX: (610) 555-IBM1 Attn: Sally Sales
- Report -	--- Measurement Period End Dates ---	----- Processor -----
Due Date	End Date Product Name(s) Function	Category Type-Model Serial Begin-End Dates SU Factor
-----	-----	-----
		Machine 9672-R65 04984 01Dec98 - 01Feb99 2378.4748
		9672 CEC 9672-R65 04984 01Dec98 - 01Feb99 2378.4748
===== For Collection Purposes Only =====		
----- Monthly Chargeable Product Values -----		
Product	1998	1999
NUMBER(S) NAME VERSION FUNCTION	DEC	JAN FEB MAR APR MAY JUN JUL AUG SEP OCT NOV DEC
-----	-----	-----
	MAX MVS/ESA LPARS:	3 3 3 - - - - - - - - - -
	PERCENT MISSING HOURS:	10 9 90 - - - - - - - - - -
5655-018 CICS 4.1	9.91	10.4X 10.7# - - - - - - - - - (01)
X 01Dec98-31Jan99		
5695-DB2 DB2 4.2.1	10.2#	9.90 9.75# - - - - - - - - - (01)
# 01Dec98		
5655-158 IMS DB 6.1	30.2X	28.5 28.4# - - - - - - - - - (01)
5695-176 5.1		
X 01Dec98-31Jan99		
5655-158 IMS TM 6.1	8.97X	8.95 8.77# - - - - - - - - - (01)
5695-176 5.1		
X 01Dec98-31Jan99		
5695-137 MQM MVS/ESA 1.2	5.50X	5.34 4.57# - - - - - - - - - (01)
X 01Dec98-31Jan99		(MQM#9501)
5647-A01 OS/390 02.04.00 TSO/E	22.8#	20.7 21.9# - - - - - - - - - (02)
# 01Dec98		

===== Notes =====

X - Begin-end dates of the initial measurement period  
 # - Data not collected for a full month.  
 < - Value to the left is the largest value of complete months shown.  
 (01) - Hourly rate in millions of CPU Service Units (MSUs).  
 (02) - Not eligible for Measured Usage charges

Figure 36. Software usage report generated for Example 12

## Description and analysis of the software usage report generated by Example 12

The IFAURP report level appears in the top left corner of the report and indicates that the level is 3.1.0. This is the minimum IFAURP level required to support S/390 Usage Pricing Charges. The "Customer No" section contains the customer name, address, contact and phone number as provided by the subparameters of the CUSTOMER control statement. The customer number that is listed was provided by the CODE value from the VENDOR statement.

The "Software Vendor" section contains the abbreviated vendor name, "IBM CORP" as registered by each product shown on this report. The vendor name and address appear as provided by the values supplied on the VENDOR control statement's NAME and ADDRESS parameters.

The "Report Date Due" section and "Measurement Period End Dates" section are blank because no START keywords were used to select specific products to participate in S/390 Usage Pricing Charges.

The "Processor" section lists the specific IBM processor (9672-R65 #04984) for which usage values are being listed on this report. The Begin-End Dates field indicate the earliest date (01Dec98) and last date (01Feb99) for which the data collected on this processor has been processed by IFAURP.

The "For Collection Purposes Only" section appears immediately after the "Processor" section and replaces the "For Billing Purposes" section, because no START keywords were used to select specific products to place under S/390 Usage Pricing Charges. Use of the keyword TESTDATE causes a range of dates to be listed below all the products for which a PRODUCT statement was supplied: CICS, IMS DB, IMS TM and MQM MVS/ESA. These dates are prefixed by an "X", and indicate the begin-end dates of the initial 2 month measurement for each product. The begin date was provided by the TESTDATE value of 19981201, while the end date was calculated by the program. The products are listed alphabetically in this section in product name order.

**Note:** Product features (such as IMS TM ETO) and dependent or companion usage products (such as DB2's DB2 Administration Tool) do not appear on these reports; however, the usage value listed for their corresponding usage product is used to set the feature's S/390 Usage price and can be used to set the dependent or companion product's S/390 Usage price.

All the products for which a PRODUCT statement was provided have usage values which are followed by an "X" either in the December column or the January column. The "X" signifies:

1. IFAURP considers the initial 2 month measurement period complete.
2. The usage value immediately to the left of the "X" is the value to be used to set the S/390 Usage Pricing Charges price for that product.
3. The usage values for the first two months correspond to the initial measurement period that is preceded by an "X" and listed just below the product name.

The CICS usage value under the January column is followed by an "X", which indicates that this value represents the initial usage value of 10.4 MSUs that would be used to determine the S/390 Usage Pricing Charges price for CICS, if the START keyword were used instead of the TESTDATE keyword. Since 10.4 MSUs is less than 25% of the capacity of the processor (calculated earlier in this example to be 12.8 MSUs), the S/390 Usage Pricing Charge for CICS is likely to be less than the PSLC charge.

An "X" after the CICS usage value under January indicates that the measurement period, 01Dec98-31Jan99, is complete. This happens when the program processes type 89-1 records for the day following the last day of the initial measurement period. If a "#" appears in the December or January columns the initial measurement is considered to be incomplete, and IBM will not provide usage prices. The usage value of 10.7 in the February column indicates all the usage



processed for February and is not used to determine the initial usage price, since it is outside the initial measurement period of 01Dec98-31Jan99.

**Note:** All usage values appearing in the February column will be followed by a "#" until usage data from the month of March is encountered.

Since the customer has DB2 and has collected DB2 usage, the DB2 usage is automatically listed on this report, even though DB2 V4 is not eligible for S/390 Usage Pricing Charges. Usage for S/390 Usage Pricing Charges products and MULC products will appear on the same Software Usage Report so that customers having both types of products only need to submit a single Software Usage Report per processor (or per Parallel Sysplex).

**Note:** Products that are not already under MULC billing prior to January 1, 1999, can not be placed under MULC, since MULC is withdrawn effective on that date. Although DB2 usage values are listed for the months of December, January and February, none of these values are followed by an "X", since a DB2 PRODUCT statement was not provided. IBM will not provide price quotes for products whose usage values are not followed by an "X".

**Note:** The December value is followed by a "#" and the 01Dec98 date listed just below the DB2 product name is preceded by a "#". These two "#"s indicate the earliest date on the usage records processed for the month of December.

IMS DB usage is listed as the aggregated usage of both IMS DB V5.1 and V6.1. Although the IMS product consists two base features, IMS DB and IMS TM, each of these base features records usage separately and can be placed under S/390 Usage Pricing Charges independently of each other. The IMS DB value listed in the December column, 30.2, is followed by an "X" and would be used to establish the S/390 Usage Pricing Charge for IMS DB V6.1. Since 30.2 MSUs is greater than 25% of the capacity of the processor (calculated earlier in this example to be 12.8 MSUs), the S/390 Usage Pricing Charge for IMS DB will be higher than the PSLC charge.

IMS TM usage is also listed as the aggregated usage of both IMS TM V5.1 and V6.1. The IMS TM value listed in the December column, 8.97 is followed by an "X" and would be used to establish the S/390 Usage Pricing Charge for IMS TM V6.1 and for IMS TM's ETO feature. Since 8.97 MSUs is less than 25% of the capacity of the processor (calculated earlier in this example to be 12.8 MSUs), the S/390 Usage Pricing Charges for IMS TM and IMS TM's ETO feature will both be less than their PSLC charges.

The MQM usage value which will be used to establish the S/390 Usage Pricing Charge is in the December column, since that value (5.50) is the MQM value followed by an "X". The Begin-End dates listed for MQM are followed by the value MQM#9501. This value represents the value of the MQM report exit that was invoked by IFAURP and used when processing MQM usage data. See the discussion for the //STEPLIB JCL statement earlier in this example for additional information about this exit. Since 5.50 MSUs is less than 25% of the capacity of the processor (calculated earlier in this example to be 12.8 MSUs), the S/390 Usage Pricing Charges for MQM will be less than the PSLC charge.

The usage value for the TSO/E component of OS/390 V2 is also listed on this report, because TSO/E continues to report usage even though TSO/E is now included with OS/390 and not priced as a separate feature, as is indicated by its footnote number printed on the far right of the TSO/E usage line.

Since the usage values for CICS, IMS TM and MQM for the initial measurement period (the usage values followed by an "X"), were less than 25% of the processor's capacity, these products are likely to cost less under S/390 Usage Pricing Charges than under PSLC. IBM will provide a price quote for each of these products if the customer sends a copy of this Software Usage Report to IBM and requests such a price quote.

---

## Example 13: Placing products under S/390 usage pricing charges

The following JCL and control statements are used to place CICS, IMS TM and MQM under S/390 Usage Pricing Charges by reporting the usage values for all three products in the "Billing" section of the Software Usage Report.

This example is a follow-up to "Example 12: Deciding which products to select for S/390 usage pricing charges" on page 116, where CICS, DB2, IMS DB, IMS TM and MQM usage values were reported in the "Collection" section of the Software Usage Report. Those values were used to determine whether any of those products would benefit from S/390 Usage Pricing. The Software Usage Report generated by Example 12 was sent to IBM with a request for a S/390 Usage Pricing Charges price quote for each product whose usage value was followed by an "X". Based on the price quote, the customer has decided to place CICS, IMS TM and MQM under S/390 Usage Pricing Charges. In order to do that, the customer must create another Software Usage Report for those products; but this time, those products must appear in the "Billing" section of the report. The customer must send that report to IBM, together with a signed *IBM Customer Agreement Attachment for S/390 Usage Pricing*, within 10 business days after the last day of the initial measurement period.

Because a preliminary Software Usage Report was generated in "Example 12: Deciding which products to select for S/390 usage pricing charges" on page 116 to obtain a price quote, the control statements and usage data used by that report will be used as a starting point to generate the initial Software Usage Report required by IBM to actually place products under the S/390 Usage Pricing Charges option. The primary IFAURP control statement changes are to:

1. Remove the PRODUCT statements for products which should not be under S/390 Usage Pricing Charges due to the relatively high S/390 Usage Price.
2. Change all the TESTDATE keywords on the remaining PRODUCT statements to the START keyword. Changing the TESTDATE keyword to START and retaining the same dates guarantees that the usage values that appeared in the "Collection" section of the report due to the TESTDATE keyword will now appear in the "Billing" section of the report due to the START keyword.
3. Add an ALIGN parameter to force all new "Billing" periods to start on July 1st.

**Note:** Most of the JCL statements and control statements in this example are based on "Example 12: Deciding which products to select for S/390 usage pricing charges" on page 116 and the reader will be referred back to specific sections of Example 12, when the explanation for the parameters being referenced are the same as those used in Example 12.

The sample JCL and IFAURP control statements which will generate the required Software Usage Report are as follows:

```
//IFAURP EXEC PGM=IFAURP,REGION=0M
//STEPLIB DD DSN=SYS1.SIFALIB,DISP=SHR
//SYMSGS DD SYSOUT=*
//SYSUDUMP DD SYSOUT=*
//SYSPRINT DD SYSOUT=*
```

```

//SMFDATA DD DUMMY,DCB=BLKSIZE=16384
//SYSHIN DD DSN=USAGE.HISTORY.PHILA(0),DISP=SHR
//SYSHOUT DD DSN=USAGE.HISTORY.PHILA(+1),DISP=(NEW,CATLG,DELETE),
// DCB=(RECFM=VBS,LRECL=32760,BLKSIZE=16384),
// UNIT=SYSDA,SPACE=(CYL,(2,2),RLSE)
//SYSIN DD *
CUSTOMER(NAME('Liberty Bell Services')
ADDRESS('22 Clapper Plaza',
'Philadelphia, Pa. 19101')
CONTACT('Bennet Franklin')
PHONE(' (610) 555-1212'))
*
* VENDOR statement used earlier is still in affect
*
PROCESSOR((9672,R65,04984)
PRODUCT (PRODOWNER('IBM CORP')
PRODNAME('CICS')
START(19981201,ALIGN(07)))
PRODUCT (PRODOWNER('IBM CORP')
PRODNAME('IMS TM')
START(19981201))
PRODUCT (PRODOWNER('IBM CORP')
PRODNAME('MQM MVS/ESA')
START(19981201))
/*

```

**Note:** Complete descriptions of IFAURP's JCL and control statements are provided in "Invoking IFAURP" on page 29.

- //STEPLIB See "Example 12: Deciding which products to select for S/390 usage pricing charges" on page 116 for a description.
- //SYSMSGs See "Example 12: Deciding which products to select for S/390 usage pricing charges" on page 116 for a description.
- //SYSPRINT See "Example 12: Deciding which products to select for S/390 usage pricing charges" on page 116 for a description.
- //SMFDATA has been DUMMYed because the usage data that was saved on Example 12's history file will be used to generate the Software Usage Report required to place the requested products under S/390 Usage Pricing Charges. This can be done, because the preliminary Software Usage Report generated for Example 12 contained usage values which were followed by "X" indicating that usage data was provided for the entire initial measurement period.

If the customer chose not to create an output history file when generating the preliminary Software Usage Report, the following //SMFDATA statement should be used instead. See "Example 12: Deciding which products to select for S/390 usage pricing charges" on page 116 for a complete description of the following //SMFDATA statement.

- ```

//SMFDATA DD DSN=USAGE.SORTED89.DECJAN99,DISP=(OLD,KEEP)

```
- //SYSHIN uses Generation Data Group notation to read the last copy of IFAURP's history file. There should be no problem if this file contains additional usage data, since that data will be reported under the month of February and will not change the usage values for the months of December and January, which were listed on the preliminary Software Usage Report, and which will now be used to set the S/390 Usage Pricing Charges for the products appearing in the "Billing" section.

If the //SMFDATA file uses the USAGE.SORTED89.DECJAN99 file, instead of being DUMMYed, the //SMFDATA statement should be DUMMYed.

**Note:** IFAURP will automatically detect and ignore duplicate usage data if the //SMFDATA file contains any data that was already placed in IFAURP's history file and the //SYSHIN file is not DUMMYed.

- //SYSHOUT See "Example 12: Deciding which products to select for S/390 usage pricing charges" on page 116 for a description.
- //SYSIN See "Example 12: Deciding which products to select for S/390 usage pricing charges" on page 116 for a description.
- **CUSTOMER** This control statement is required for every execution of IFAURP and must precede all other control statements.

**NAME**

See "Example 12: Deciding which products to select for S/390 usage pricing charges" on page 116 for a description.

**ADDRESS, CONTACT, PHONE**

See "Example 12: Deciding which products to select for S/390 usage pricing charges" on page 116 for a description.

- **VENDOR** This control statement is not required if the IFAURP history file, which was generated for "Example 12: Deciding which products to select for S/390 usage pricing charges" on page 116, is used for //SYSHIN, since the VENDOR information is saved on the history file and will be retrieved from that history file on this execution of IFAURP.

If the //SMFDATA file uses the USAGE.SORTED89.DECJAN99 file, and the //SYSHIN file is DUMMYed, a VENDOR statement must be supplied. See "Example 12: Deciding which products to select for S/390 usage pricing charges" on page 116 for a description of the VENDOR statement.

- **PROCESSOR** This control statement identifies the specific processor and products for which S/390 Usage Pricing Charges are being requested. Since the PRODUCT parameters will be different than those used to generate the preliminary Software Usage Report in "Example 12: Deciding which products to select for S/390 usage pricing charges" on page 116, the PROCESSOR statement together with its related PRODUCT parameters are required to override the PRODUCT parameters in the history file, if the preliminary history file is input to //SYSHIN.

**(9672,R65,04984)**

See "Example 12: Deciding which products to select for S/390 usage pricing charges" on page 116 for a description.

**PRODUCT**

Use the PRODUCT statements used for CICS, IMS and MQM in "Example 12: Deciding which products to select for S/390 usage pricing charges" on page 116, to request S/390 Usage Pricing Charges. Do not use PRODUCT statements for DB2 and IMS DB, since DB2 V4 is not eligible for S/390 Usage Pricing Charges and the S/390 Usage Price is higher than IMS DB's PSLC price.

**PRODOWNER**

All IBM products require the value "IBM CORP" for this field.

**PRODNAME**

Identifies each product that the customer wants to place under S/390 Usage Pricing Charges.

**START**

Replace the TESTDATE keyword, which was used to generate the preliminary Software Usage Report described in "Example 12: Deciding which products to select for S/390 usage pricing charges" on page 116

and used to request a price quote from IBM, with the START keyword to request that the associated product actually be placed under S/390 Usage Pricing charges. Use the same date as was used for the TESTDATE parameter so that the same initial usage values are produced in the "Billing" section of the report as were produced in the "Collection" section of the preliminary report. See "Example 12: Deciding which products to select for S/390 usage pricing charges" on page 116 for a discussion on choosing the TESTDATE and START parameter values.

## **ALIGN**

This optional parameter allows customers to choose the month to which all 12 month "Billing" periods will be synchronized. This parameter can only be used once, to establish the start of the second "Billing" period for a processor which does not yet have a "Billing" period established. Once such a "Billing" period is established, it can not be changed. All products on the processor are synchronized to the same "Billing" period on that processor, regardless of when the individual products may have STARTed their initial measurement period.

The first "Billing" period on a processor is always established by the product with the earliest START date or by the first PRODUCT control statement, when several PRODUCT control statements all have the same START date. The first "Billing" period (the months for which the S/390 Usage Price set by the initial measurement apply) starts on the first day of the month in which the initial measurement period ends and continues for the next 11 months by default. The customer can change the month on which the initial "Billing" period ends and the second "Billing" period starts by using the ALIGN parameter to specify the month on which the second "Billing" period should start. The second and all succeeding "Billing" periods are 12 months long.

All processors, including those in a Parallel Sysplex, which share the same IFAURP history file are also synchronized to the "Billing" period established for the product with the earliest START date encountered in the history file. IBM recommends that customers use the same IFAURP history file for all processors in the same data center (which have the same IBM customer number) so that all Software Usage Reports are due to IBM on exactly the same date, and can be generated by a single execution of the IFAURP program.

In this example the customer wished to align the S/390 Usage Pricing Charges so that the new "Billing" period would always start on July 1. The ALIGN value of "07" on the first PRODUCT statement (such as CICS) will force such an alignment.

```
----- Customer No: 0012345 -----
Liberty Bell Services
22 Clapper Plaza
Philadelphia, Pa. 19101
Contact/Phone: Bennet Franklin / (610) 555-1234

----- Software Vendor: IBM CORP -----
IBM Corporation
Philadelphia Branch Office
FAX: (610) 555-IBM1 Attn: Sally Sales
```

| - Report - |          |                 |          | Processor |            |        |                   |           |
|------------|----------|-----------------|----------|-----------|------------|--------|-------------------|-----------|
| Due Date   | End Date | Product Name(s) | Function | Category  | Type-Model | Serial | Begin-End Dates   | SU Factor |
| 14Feb99    | 31Jan99  | ***ALL***       |          | Machine   | 9672-R65   | 04984  | 01Dec98 - 01Feb99 | 2378.4748 |
|            |          |                 |          | 9672 CEC  | 9672-R65   | 04984  | 01Dec98 - 01Feb99 | 2378.4748 |

===== For Billing Purposes =====

| Product   |             |                        |            | Monthly Chargeable Product Values |       |       |     |     |     |     |     |     |     |     |     |     |      |
|-----------|-------------|------------------------|------------|-----------------------------------|-------|-------|-----|-----|-----|-----|-----|-----|-----|-----|-----|-----|------|
| NUMBER(S) | NAME        | VERSION                | FUNCTION   | 1998                              |       | 1999  |     |     |     |     |     |     |     |     |     |     |      |
|           |             |                        |            | DEC                               | JAN   | FEB   | MAR | APR | MAY | JUN | JUL | AUG | SEP | OCT | NOV | DEC |      |
|           |             | MAX MVS/ESA LPARS:     |            | 3                                 | 3     | 3     | -   | -   | -   | -   | -   | -   | -   | -   | -   | -   |      |
|           |             | PERCENT MISSING HOURS: |            | 10                                | 9     | 90    | -   | -   | -   | -   | -   | -   | -   | -   | -   | -   |      |
| 5655-018  | CICS        | 4.1                    |            | 9.91                              | 10.4X | 10.7# | -   | -   | -   | -   | -   | -   | -   | -   | -   | -   | (01) |
|           | X           |                        |            |                                   |       |       |     |     |     |     |     |     |     |     |     |     |      |
| 5655-158  | IMS TM      | 6.1                    |            | 8.97X                             | 8.95  | 8.77# | -   | -   | -   | -   | -   | -   | -   | -   | -   | -   | (01) |
| 5695-176  |             | 5.1                    |            |                                   |       |       |     |     |     |     |     |     |     |     |     |     |      |
|           | X           |                        |            |                                   |       |       |     |     |     |     |     |     |     |     |     |     |      |
| 5695-137  | MQM MVS/ESA | 1.2                    |            | 5.50X                             | 5.34  | 4.57# | -   | -   | -   | -   | -   | -   | -   | -   | -   | -   | (01) |
|           | X           |                        | (MQM#9501) |                                   |       |       |     |     |     |     |     |     |     |     |     |     |      |

I certify that the values circled on this report indicate months for which that product was under test allowance.

| Name                                     | Signature      | Date             |
|------------------------------------------|----------------|------------------|
| ===== For Collection Purposes Only ===== |                |                  |
| 5695-DB2 DB2                             | 4.2.1          | 10.2# 9.90 9.75# |
| # 01Dec98                                |                |                  |
| 5655-158 IMS DB                          | 6.1            | 30.2X 28.5 28.4# |
| 5695-176                                 | 5.1            |                  |
| X 01Dec98-31Jan99                        |                |                  |
| 5647-A01 OS/390                          | 02.04.00 TSO/E | 22.8# 20.7 21.9# |
| # 01Dec98                                |                |                  |

===== Notes =====

- X - Begin-end dates of the initial measurement period
- # - Data not collected for a full month.
- < - Value to the left is the largest value of complete months shown.
- (01) - Hourly rate in millions of CPU Service Units (MSUs).
- (02) - Not eligible for Measured Usage charges

Figure 37. Software Usage Report generated for Example 13

## Description and analysis of the software usage report generated by Example 13

The IFAURP report level appears in the top left corner of the report and indicates that the level is 3.1.0. This is the minimum IFAURP level required to support S/390 Usage Pricing Charges. The "Customer No" section contains the customer name, address, contact and phone number as provided by the subparameters of the CUSTOMER control statement. The customer number that is listed was provided by the CODE value from the VENDOR statement.

The "Software Vendor" section contains the abbreviated vendor name, "IBM CORP" as registered by each product shown on this report. The vendor name and address appear as provided by the values supplied on the VENDOR control statement's NAME and ADDRESS parameters.

The "Report Date Due" section contains the date 14Feb99. This date is calculated by IFAURP based on the START date of the products appearing in the "Billing" section of the report. This is the date by which IBM must receive this Software Usage Report (based on START dates of 01Dec98). IBM will not accept this report after 14Feb99 for setting the S/390 Usage Pricing Charges for the products in the "Billing" section of the report.

The "Measurement Period End Dates" section contains the date 31Jan99. This date is also calculated by IFAURP based on the START date of the products appearing in the "Billing" section and represents the last full day for which usage measurement data must be processed by IFAURP. At least one additional hour of usage data beyond this date must be processed by IFAURP before IFAURP considers the measurement data complete for the initial measurement period.

The "Processor" section lists the specific IBM processor (9672-R65 #04984) for which usage values are being listed on this report. The Begin-End Dates field indicate the earliest date (01Dec98) and last date (01Feb99) for which the data collected on this processor has been processed by IFAURP.

The "PERCENT MISSING HOURS" section indicates the percentage of usage hours for which no SMF type 89-1 records were processed by IFAURP for the month indicated. This percentage is based on the number of LPARs listed on the line immediately above this section. The Software Outage Report lists the specific hours, which IFAURP considers missing, by LPAR. IBM is likely to require an explanation when this value is higher than 20%. The report's values of 10% and 9% are acceptable for the initial measurement period (December and January). Since IBM will not use the values listed under the month of February, the percent missing hours listed for that month (90%) will be ignored.

The "Billing" section of the report contains a list of all the products, which have a PRODUCT statement with a START parameter and which have usage to report. The products in this section are listed alphabetically by product name. The vertical bars between the months of May and June indicate that:

1. The measurement period immediately after the initial two month measurement period ends the last day of May 1999.
2. The second "Billing" period starts July 1, 1999 (1 full calendar month after the last day of the previous measurement period). This is done to give the customer time to generate the next required Software Usage Report and to give IBM time to set the S/390 Usage Pricing Charges for the next "Billing" period, while the customer is still being charged the price established for the initial "Billing" period.

The start of the second "Billing" period was established by the ALIGN value of "07" (July), as provided by the customer. If an ALIGN parameter was not provided, IFAURP would have established a default 12 month initial "Billing" period which would have placed vertical bars before the month of December 1998 and between the months of November and December 1999.

The "X", which appears in the "Billing" sections, has the following significance:

1. IFAURP considers the initial 2 month measurement period complete.

2. The usage value immediately to the left of the "X" is the value to be used to set the S/390 Usage Pricing Charges price for that product.
3. The usage values for the first two months correspond to the initial measurement period that is preceded by an "X" and listed just below the product name.

Because CICS V4 is being used and OS/390 V2 is being used on at least one LPAR on this processor sometime during the initial measurement period, CICS is eligible for S/390 Usage Pricing Charges. The CICS usage value under the January column (10.4 MSUs) is followed by an "X", which indicates that IBM will use this value to establish the S/390 Usage Price for CICS V4, for CICS's initial "Billing" period. Because IFAURP lists the end date for CICS's initial measurement collection as 31Jan99, CICS's initial S/390 Usage Pricing "Billing" period starts on January 1, 1999 (the first day of the month in which the measurement ends), and the "Billing" period ends June 30, 1999 (per the ALIGN value of "07"). If the customer licensed any CICS priced features on this processor, those priced features would also be placed under S/390 Usage Pricing Charges for the same "Billing" period. The feature price would be set based on the CICS usage value.

Because IMS TM V6 is being used and OS/390 V2 is being used on at least one LPAR on this processor sometime during the initial measurement period, IMS TM is eligible for S/390 Usage Pricing Charges. The IMS TM usage is listed as the aggregated usage of both IMS TM V5.1 and V6.1. The IMS TM usage value listed in the December column (8.97) is followed by an "X" and will be used to establish the S/390 Usage Pricing Charge for IMS TM V6 and for IMS TM's ETO feature. Under S/390 Usage Pricing, IBM does not charge for the IMS TM V5 base feature. Since IMS TM has the same START date as CICS, it has the same initial measurement end date and, therefore, the same initial "Billing" period.

**Note:** Although IMS DB and IMS TM are both base features in the same product, they collect usage separately and can be placed under S/390 Usage Pricing Charges independently of each other. In this example IMS TM has been placed under S/390 Usage Pricing, while IMS DB has not.

Because OS/390 V2 is being used on at least one LPAR on this processor sometime during the initial measurement period, MQM is eligible for S/390 Usage Pricing. The MQM usage value which IBM will use to establish MQM's S/390 Usage Pricing Charge is in the December column, since that value (5.50) is the MQM value which is followed by an "X". Like IMS TM, MQM has the same START date as CICS, which means that it has the same initial measurement end date and, therefore, has the same initial "Billing" period.

**Note:** The Begin-End dates listed for MQM is followed by the value MQM#9501. This value represents the value of the MQM report exit that was invoked by IFAURP and used when processing MQM usage data. See the discussion for the //STEPLIB JCL statement in "Example 12: Deciding which products to select for S/390 usage pricing charges" on page 116 for additional information about this exit.

The "Collection" section of the report contains the usage values for all the products which collect usage but do not have PRODUCT statements with START parameters. IBM will not provide S/390 Usage Pricing Charges for products appearing in this section of the report. DB2 is listed in this section and is not eligible for S/390 Usage Pricing Charges, because it is not an eligible DB2 version.



Since IMS DB V6 is being used and OS/390 V2 is being used on at least one LPAR on this processor sometime during the initial measurement period, IMS DB is eligible for S/390 Usage Pricing. IMS DB appears in the "Collection" section because the customer did not provide the required IMS DB PRODUCT statement with a START parameter, since the OS/390 Usage Price for IMS DB was higher than its PSLC price as determined in "Example 12: Deciding which products to select for S/390 usage pricing charges" on page 116.

**Note:** The IMS DB usage value for December (30.2) is followed by an "X" and IMS DB has a set of Begin-End dates listed immediately below its name. This occurred due to the IMS DB PRODUCT statement with a TESTDATE parameter that was used in "Example 12: Deciding which products to select for S/390 usage pricing charges" on page 116 and saved on IFAURP's history file. If the //SYSHIN file is DUMMYed and no PRODUCT control statement is provided for IMS DB, the IMS DB usage value in the December column will be followed by a "#" and only a Begin date will be listed.

The usage value for the TSO/E component of OS/390 V2 is also listed on this report, because TSO/E continues to report usage even though TSO/E is now included with OS/390 and not priced as a separate feature, as indicated by its footnote number printed on the far right of the TSO/E usage line.

**Note:** This Software Usage Report must be received by IBM no later than February 14th, together with a signed *IBM Customer Agreement Attachment for S/390 Usage Pricing* in order for IBM to use this report to place the requested products under S/390 Usage Pricing Charges.

---

## Example 14: Migrating from MULC to S/390 usage pricing charges

Customers with existing MULC products can migrate those products to S/390 Usage Pricing, if those products meet the S/390 Usage Pricing requirements, or they can continue those existing products on MULC. The choice is the customer's. MULC products which do not qualify for S/390 Usage Pricing Charges can either remain on MULC or can be changed to another billing option like PSLC.

No IFAURP control statements are required to transition an existing MULC product to S/390 Usage Pricing Charges. The optional transition takes place at the customer's request at either of two times:

1. For existing MULC products that do not meet the S/390 Usage Pricing requirements on January 1, 1999, the transition can take place on the month in which the product does meet the S/390 Usage Pricing requirement, subject to the billing restrictions in the customer's IBM geography. The usage value used to set the S/390 Usage Pricing Charge is the same usage value that was already used to set the MULC price for the current "Billing" period.
2. For existing MULC products that meet the S/390 Usage Pricing requirements on January 1, 1999, the transition takes place at the first MULC "Billing" period which starts in 1999. The usage value used to set the S/390 Usage Pricing Charge will be the same usage value that would be used to set the product's MULC price (the highest of the 6 usage values for that product's prior 6-month MULC measurement period).

**Note:** In all cases where the customer migrates to S/390 Usage Pricing Charges, the customer must request S/390 Usage Pricing from IBM and submit a signed *IBM Customer Agreement Attachment for S/390 Usage Pricing* to IBM, if they have not already done so.

The sample software usage report in Figure 38 will be used to illustrate several different transition scenarios, where the existing MULC products do not meet the S/390 Usage Pricing requirements on January 1, 1999.

|                                                                                                                         |                                                                         |                                                                                                                           |
|-------------------------------------------------------------------------------------------------------------------------|-------------------------------------------------------------------------|---------------------------------------------------------------------------------------------------------------------------|
| IFAURP 3.1.2                                                                                                            | Measured Usage and S/390 Usage Pricing Charges<br>Software Usage Report | PAGE 1<br>2 OCTOBER 1999                                                                                                  |
| ----- Customer No: 1234567 -----                                                                                        |                                                                         | ----- Software Vendor: IBM CORP -----                                                                                     |
| Acme Tulle and Dye Company<br>155 Main Street<br>New London, CT 05512<br>Contact/Phone: Fred Tulle (203) 555-1212 ex 54 |                                                                         | IBM Branch Office<br>1133 Westchester Avenue<br>Major City, Sample State 10604<br>FAX: 1-800-555-1212 ATTN: Usage Pricing |
| - Report -                                                                                                              | --- Measurement Period End Dates ---                                    | ----- Processor -----                                                                                                     |
| Due Date                                                                                                                | End Date Product Name(s) Function                                       | Category Type-Model Serial Begin-End Dates SU Factor                                                                      |
| 14Apr00                                                                                                                 | 31Mar00 ***ALL***                                                       | Machine 9672-R44 04347 08Mar98 - 01OCT99 2038.21748<br>9672 CEC 9672-R44 04347 08Mar98 - 01OCT99 2038.21748               |
| ===== For Billing Purposes =====                                                                                        |                                                                         |                                                                                                                           |
| ----- Product -----                                                                                                     |                                                                         |                                                                                                                           |
| NUMBER(S) NAME                                                                                                          | VERSION FUNCTION                                                        | 1998 1999                                                                                                                 |
|                                                                                                                         |                                                                         | OCT NOV DEC JAN FEB MAR APR MAY JUN JUL AUG SEP OCT                                                                       |
|                                                                                                                         | MAX MVS/ESA LPARS:                                                      | 3 3 3 3 3 3 3 3 3 3 3 3                                                                                                   |
|                                                                                                                         | PERCENT MISSING HOURS:                                                  | 12 14 10 8 10 11 12 10 9 7 9 12 91                                                                                        |
| 5655-018 CICS                                                                                                           | 4.1                                                                     | 3.11X 3.08 3.13< 3.11 3.12 3.09 3.09 3.10 3.09 3.14< 3.10 3.09 3.06# (01)                                                 |
| 5655-158 IMS TM                                                                                                         | 6.1                                                                     | - - - - - 1.20 1.21 1.24 1.21 1.26< 1.22 1.24 1.22# (01)                                                                  |
| 5695-176                                                                                                                | 5.1                                                                     | 1.22X 1.20 1.18 1.20 1.22< - - - - - - - - - - - - - - - -                                                                |
| 5695-137 MQM MVS/ESA                                                                                                    | 1.2                                                                     | - - - - - - - - - - - - - - - - - - - - - -                                                                               |
| X 01May99-30Jun99                                                                                                       | (MQM#9501)                                                              | - .859 .862X .865 .868 .871< .862# (01)                                                                                   |
| -----                                                                                                                   |                                                                         |                                                                                                                           |
| I certify that the values circled on this report indicate months for which that product was under test allowance.       |                                                                         |                                                                                                                           |
| -----                                                                                                                   |                                                                         |                                                                                                                           |
| Name                                                                                                                    | Signature                                                               | Date                                                                                                                      |
| ===== For Collection Purposes Only =====                                                                                |                                                                         |                                                                                                                           |
| 5655-158 IMS DB                                                                                                         | 6.1                                                                     | - - - - - 6.37 6.27 6.29 6.32 6.39< 6.38 6.35# (01)                                                                       |
| 5695-176                                                                                                                | 5.1                                                                     | 6.18# 6.19 6.39< 6.32 6.31 - - - - - - - - - - - - - - - -                                                                |
| 5647-A01 OS/390                                                                                                         | 02.06.00 TSO/E                                                          | - - - - - 1.29 1.66 1.63 1.56 1.43 1.69< 1.62 1.61 1.23# (02)                                                             |
| 5645-001                                                                                                                | 01.03.00                                                                | 1.23# 1.78< 1.54 1.61 - - - - - - - - - - - - - - - -                                                                     |
| -----                                                                                                                   |                                                                         |                                                                                                                           |
| Notes                                                                                                                   |                                                                         |                                                                                                                           |
| X - Begin-end dates of first month's usage data                                                                         |                                                                         |                                                                                                                           |
| # - Data not collected for a full month.                                                                                |                                                                         |                                                                                                                           |
| < - Value to the left is the largest value of complete months shown.                                                    |                                                                         |                                                                                                                           |
| (01) - Hourly rate in millions of CPU Service Units (MSUs).                                                             |                                                                         |                                                                                                                           |
| (02) - Not eligible for Measured Usage charges                                                                          |                                                                         |                                                                                                                           |

Figure 38. Software usage report for products not eligible for S/390 usage pricing on January 1, 1999

## Description and analysis of the software usage report in Figure 4-15

The IFAURP report level, which appears in the top left corner of the report, indicates that the level is 3.1.0. This is the minimum IFAURP level required to support S/390 Usage Pricing Charges.

This report shows the last MULC 6-month measurement period that will be supported (October 1, 1998 to March 31, 1999). Starting with the first MULC "Billing" period beginning in 1999 (May 1, 1999 on this report), the measurement and "Billing" periods become 12 months long. The dates listed in the "Report Due Date" and "Measurement Period End Dates" sections are set for 12-month measurement periods.

This report will be reviewed on a monthly basis to indicate when each product becomes eligible for S/390 Usage Pricing Charges. Whenever a product becomes

eligible, the customer must inform IBM if they want to transition that product to S/390 Usage Pricing Charges and submit the *IBM Customer Agreement Attachment for S/390 Usage Pricing*.

- **January 1999**

- January 1, 1999 is the earliest date a customer may place eligible products under S/390 Usage Pricing Charges.
- No products on this report qualify for S/390 Usage Pricing Charges, because the customer in this example does not have OS/390 V2 licensed and installed in January.

- **February 1999**

- The customer has OS/390 V2 licensed and installed, satisfying a key S/390 Usage Pricing Charges requirement.
- CICS is eligible for S/390 Usage Pricing Charges, because it is a qualified CICS product level (V4) and the OS/390 V2 requirement has been met. Because CICS V4 is already under MULC, the customer can choose to keep CICS under MULC or switch to S/390 Usage Pricing. If the customer chooses to switch, they must inform IBM of their decision. No new Software Usage Report is required. The S/390 Usage Price for CICS will be based on the CICS usage value already set by the previous MULC measurement period.
- IMS V5 is not an eligible IMS version for S/390 Usage Pricing Charges.

- **March 1999**

- Both IMS V6 base features (DB and TM) are licensed and installed. Both are eligible for S/390 Usage Pricing Charges whenever they come off of test allowance. Since IMS DB V5 has usage which is too high for MULC, it is likely that its usage will also be too high for S/390 Usage Pricing Charges, but the customer should verify that.

If IMS TM V6 comes off of test during March, the customer must decide between S/390 Usage Pricing Charges and PSLC. MULC is not available for IMS V6, because MULC is no longer being offered for products not already under MULC effective January 1, 1999. IMS V6 is considered a different product than IMS V5 (they have different IBM product numbers). Since both MULC and S/390 Usage Pricing Charges automatically aggregate usage across different versions of a product, both IMS TM V5 and IMS TM V6 must be under the same usage option (MULC or S/390 Usage Pricing). That means that the customer must switch both the IMS TM V5 and V6 products to either S/390 Usage Pricing (no charge feature for IMS TM V5) or PSLC. MULC is no longer an option for either version of IMS TM, whenever IMS TM V6 comes off of test allowance.

If the customer chooses to place IMS TM V6 under S/390 Usage Pricing Charges, they must notify IBM of that choice; but, they do not need to send a Software Usage Report to IBM, since the S/390 Usage Price for IMS TM V6 will be based on the IMS TM V5 usage value already set by the previous MULC measurement period.

- **May 1999 - June 1999**

- MQM has come off of test allowance and has STARTed its initial S/390 Usage Pricing Charges measurement on May 1, 1999. Since MQM wasn't under MULC prior to January 1, 1999, it can not be placed under MULC after January 1, 1999. The only usage pricing option for MQM is S/390 Usage Pricing Charges. Based on this report, MQM's S/390 Usage Price was set based on the MQM usage value followed by the "X" (.862) and was effective on June 1, 1999 (the first day of the month in which the initial measurement

period ended). The customer is required to create a Software Usage Report containing the initial measurement period for MQM and send that report to IBM no later than July 14, 1999.

See "Example 12: Deciding which products to select for S/390 usage pricing charges" on page 116 and "Example 13: Placing products under S/390 usage pricing charges" on page 124 for additional instructions on placing new products under S/390 Usage Pricing Charges.

**Note:** Some IBM geographies will accept the usage collected during a new product's last month under test allowance for the first month of the 2-month initial measurement period.

IFAURP 3.1.2 Measured Usage and S/390 Usage Pricing Charges Software Usage Report PAGE 1  
2 OCTOBER 1999

Customer No: 1234567 Software Vendor: IBM CORP  
Acme Tulle and Dye Company IBM Branch Office  
155 Main Street 1133 Westchester Avenue  
New London, CT 05512 Major City, Sample State 10604  
Contact/Phone: Fred Tulle (203) 555-1212 ex 54 FAX: 1-800-555-1212 ATTN: Usage Pricing

Report - Measurement Period End Dates - Processor  
Due Date End Date Product Name(s) Function Category Type-Model Serial Begin-End Dates SU Factor  
14Apr00 31Mar00 \*\*\*ALL\*\*\* Machine 9672-R44 04347 08Mar98 - 01OCT99 2038.21748  
9672 CEC 9672-R44 04347 08Mar98 - 01OCT99 2038.21748

For Billing Purposes

| Product   | VERSION           | FUNCTION               | Monthly Chargeable Product Values |      |       |      |       |      |      |      |       |       |      |       |            |
|-----------|-------------------|------------------------|-----------------------------------|------|-------|------|-------|------|------|------|-------|-------|------|-------|------------|
|           |                   |                        | 1998                              |      |       | 1999 |       |      |      |      |       |       |      |       |            |
| NUMBER(S) | NAME              |                        | OCT                               | NOV  | DEC   | JAN  | FEB   | MAR  | APR  | MAY  | JUN   | JUL   | AUG  | SEP   | OCT        |
|           |                   | MAX MVS/ESA LPARS:     | 3                                 | 3    | 3     | 3    | 3     | 3    | 3    | 3    | 3     | 3     | 3    | 3     | 3          |
|           |                   | PERCENT MISSING HOURS: | 12                                | 14   | 10    | 8    | 10    | 11   | 12   | 10   | 9     | 7     | 9    | 12    | 91         |
| 5655-018  | CICS              | 4.1                    | 3.11X                             | 3.08 | 3.13< | 3.11 | 3.12  | 3.09 | 3.09 | 3.10 | 3.09  | 3.14< | 3.10 | 3.09  | 3.06# (01) |
| 5655-158  | IMS TM            | 6.1                    | -                                 | -    | -     | -    | -     | 1.20 | 1.21 | 1.24 | 1.21  | 1.26< | 1.22 | 1.24  | 1.22# (01) |
| 5695-176  |                   | 5.1                    | 1.22X                             | 1.20 | 1.18  | 1.20 | 1.22< |      |      |      |       |       |      |       |            |
| 5695-137  | MQM MVS/ESA       | 1.2                    | -                                 | -    | -     | -    | -     | -    | -    | .859 | .862X | .865  | .868 | .871< | .862# (01) |
|           | X 01May99-30Jun99 | (MQM#9501)             |                                   |      |       |      |       |      |      |      |       |       |      |       |            |

I certify that the values circled on this report indicate months for which that product was under test allowance.

Name Signature Date

| For Collection Purposes Only |         |                |       |       |       |      |      |      |      |      |      |       |       |      |            |
|------------------------------|---------|----------------|-------|-------|-------|------|------|------|------|------|------|-------|-------|------|------------|
| Product                      | VERSION | FUNCTION       | OCT   | NOV   | DEC   | JAN  | FEB  | MAR  | APR  | MAY  | JUN  | JUL   | AUG   | SEP  | OCT        |
| 5655-158                     | IMS DB  | 6.1            | -     | -     | -     | -    | -    | 6.38 | 6.37 | 6.27 | 6.29 | 6.32  | 6.39< | 6.38 | 6.35# (01) |
| 5695-176                     |         | 5.1            | 6.18# | 6.19  | 6.39< | 6.32 | 6.31 |      |      |      |      |       |       |      |            |
| 5647-A01                     | OS/390  | 02.06.00 TSO/E | -     | 1.78< | 1.54  | 1.61 | 1.29 | 1.66 | 1.63 | 1.56 | 1.43 | 1.69< | 1.62  | 1.61 | 1.23# (02) |
| 5645-001                     |         | 01.03.00       | 1.23# |       |       |      |      |      |      |      |      |       |       |      |            |

Notes

X - Begin-end dates of first month's usage data  
# - Data not collected for a full month.  
< - Value to the left is the largest value of complete months shown.  
(01) - Hourly rate in millions of CPU Service Units (MSUs).  
(02) - Not eligible for Measured Usage charges

Figure 39. Software usage report for products which are eligible for S/390 usage pricing on January 1, 1999

### Description and analysis of the software usage report in Figure 4-16

The IFAURP report level, which appears in the top left corner of the report, indicates that the level is 3.1.0. This is the minimum IFAURP level required to support S/390 Usage Pricing Charges.

This report shows the last MULC 6-month measurement period that will be supported (October 1, 1998 to March 31, 1999). Starting with the first MULC "Billing" period beginning in 1999 (May 1, 1999 on this report), the measurement

and "Billing" periods become 12 months long. The dates listed in the "Report Due Date" and "Measurement Period End Dates" sections are set for 12-month measurement periods.

The key months on this report will be reviewed to indicate when each product becomes eligible for S/390 Usage Pricing Charges. Whenever a product becomes eligible, the customer must inform IBM if they want to switch that product to S/390 Usage Pricing Charges and submit the signed attachment referenced earlier in this example.

- **January 1999**

- January 1, 1999 is the earliest date a customer may switch eligible products to S/390 Usage Pricing Charges.
- The customer in this example is already using OS/390 V2 prior to January 1, 1999, satisfying a key S/390 Usage Pricing Charges requirement.
- Even though CICS V4 meets the eligibility requirements, it can not be switched to S/390 Usage Pricing Charges until the start of the first "Billing" period in 1999, since it is eligible for S/390 Usage Pricing on January 1, 1999.
- IMS V5 is not an eligible IMS version for S/390 Usage Pricing Charges.

- **March 1999**

- See the March discussion for Figure 39 on page 134.

- **May 1999**

- The customer can switch CICS V4 from MULC to S/390 Usage Pricing Charges at the start of the first "Billing" period to begin in 1999 (May 1, 1999 on this report), or can continue CICS V4 under MULC. If the customer chooses to switch CICS, they must inform IBM of their decision together with the Software Usage Report that is due to IBM by April 14, 1999 for the previous MULC measurement period. The S/390 Usage Price for CICS will be based on the CICS usage value for the previous (MULC) measurement period which ended March 31, 1999.

- **May 1999 - June 1999**

- See the "May 1999-June 1999" discussion for Figure 39 on page 134.



---

## Appendix A. Type-model values for IBM and non-IBM processors

This section identifies the processors that IFAURP will support.

This section includes the following topics:

- “Supported IBM processors”
- “Supported Amdahl processors” on page 149
- “Supported Hitachi Comparex processors” on page 154
- “Other supported Hitachi processors” on page 160
- “Supported National Advanced Systems processors” on page 164

---

### Supported IBM processors

For IBM processors that are supported by IFAURP and that were announced after March 1, 2010, see the processors listed prior to the IBM System z10<sup>®</sup> Enterprise Class (z10<sup>™</sup> EC) family of processors in Supported IBM processors (<http://public.dhe.ibm.com/common/ssi/ecm/en/zsl03030usen/ZSL03030USEN.PDF>). Note that the processors with blanks in the WLC column of the processor table at that URL do not support z/OS systems.

For IBM processors that are supported by IFAURP and that were announced before March 1, 2010, see the following list of processors

#### IBM z900 GA3 servers

For the 2064 processor type, IFAURP supports the following model values:

- 2C1
- 2C2
- 2C3
- 2C4
- 2C5
- 2C6
- 2C7
- 2C8
- 2C9
- 210
- 211
- 212
- 213
- 214
- 215
- 216

#### IBM S/390 Multiprise 2003 servers

For the 2003 processor type, IFAURP supports the following model values:

- 102
- 103
- 104
- 105
- 106

- 107
- 115
- 116
- 124
- 125
- 126
- 135
- 136
- 146
- 156
- 1C5
- 2C5
- 203
- 204
- 205
- 206
- 207
- 215
- 216
- 224
- 225
- 227
- 237
- 246
- 247
- 257

### **IBM S/390 Multiprise 3000 servers**

For the 3000 processor type, IFAURP supports the following model values:

- H30
- H50
- H55
- H70
- H75
- P30

### **IBM 3000 processors**

For the 3000 processor type, IFAURP supports the following model values:

- A10
- A20

### **IBM 3090 processors**

For the 3090 processor type, IFAURP supports the following model values:

- 15T
- 17T
- 18T
- 25T
- 28T
- 100S
- 110J
- 120E
- 120J
- 120S
- 150E



- 150S
- 150J
- 170J
- 170S
- 180E
- 180J
- 180S
- 200E
- 200J
- 200S
- 250J
- 250S
- 280E
- 280J
- 280S
- 300E
- 300J
- 300S
- 380J
- 380S
- 400E
- 400J
- 400S
- 500E
- 500J
- 500S
- 600E
- 600J
- 600S

### **IBM 4381 processors**

For the 4381 processor type, IFAURP supports the following model values:

- 90E
- 91E
- 92E

### **IBM 9021 processors**

For the 9021 processor type, IFAURP supports the following model values:

- 330
- 340
- 500
- 520
- 580
- 620
- 640
- 660
- 711
- 720
- 740
- 820
- 821
- 822
- 831
- 832
- 860

- 900
- 941
- 942
- 952
- 962
- 972
- 982
- 9X2

## IBM 9121 processors

For the 9121 processor type, IFAURP supports the following model values:

- 180
- 190
- 210
- 260
- 311
- 320
- 411
- 440
- 480
- 490
- 511
- 521
- 522
- 570
- 610
- 621
- 622
- 732
- 742

## IBM 9221 processors

For the 9221 processor type, IFAURP supports the following model values:

- 120
- 130
- 150
- 170
- 191
- 200
- 201
- 211
- 221
- 421

## IBM 9672 Clusters

For the 9672 processor type, IFAURP supports the following model values:

**Note:** You can specify these model and type values only on a CLUSTER control statement.

- E01
- E02
- E03
- E04
- E05

- E06
- E07
- E08
- P01
- P02
- P03

### **IBM S/390 Parallel Enterprise Servers**

For the 9672 processor type, IFAURP supports the following model values:

- R11
- R12
- R21
- R22
- R31
- R32
- R41
- R42
- R51
- R52
- R53
- R61
- R63
- R72
- R73
- R83
- RA2
- RX3

### **IBM S/390 Parallel Enterprise Servers - Generation 3**

For the 9672 processor type, IFAURP supports the following model values:

- R14
- R24
- R34
- R44
- R54
- R64
- R74
- R84
- R94
- RA4
- RB4
- RC4
- RX4
- RY4

### **IBM S/390 Parallel Enterprise Servers - Generation 4**

For the 9672 processor type, IFAURP supports the following model values:

- R15
- R25
- R35
- R45
- R55
- R65
- R75

- R85
- R95
- RA5
- RB5
- RC5
- RX5
- RY5

## **IBM S/390 Parallel Enterprise Servers - Generation 5**

For the 9672 processor type, IFAURP supports the following model values:

- R16
- R26
- R36
- R46
- R56
- R66
- R76
- R86
- R96
- RA6
- RB6
- RC6
- RD6
- RX6
- T16
- T26
- Y16
- Y26
- Y36
- Y46
- Y56
- Y66
- Y76
- Y86
- Y96
- YX6

## **IBM S/390 Parallel Enterprise Servers - Generation 6**

For the 9672 processor type, IFAURP supports the following model values:

- X17
- X27
- X37
- X47
- X57
- X67
- X77
- X87
- X97
- XX7
- XY7
- XZ7
- Z17
- Z27
- Z37
- Z47

- Z57
- Z67
- Z77
- Z87
- Z97
- ZX7
- ZY7
- ZZ7

## **IBM z800 Servers**

For the 2066 processor type, IFAURP supports the following model values:

- 0E1
- 0A1
- 0B1
- 0C1
- 001
- 0A2
- 002
- 003
- 004

## **IBM z890 Servers**

For the 2086 processor type, IFAURP supports the following model values:

- 110
- 120
- 130
- 140
- 150
- 160
- 170
- 210
- 220
- 230
- 240
- 250
- 260
- 270
- 310
- 320
- 330
- 340
- 350
- 360
- 370
- 410
- 420
- 430
- 440
- 450
- 460
- 470

## IBM z900 Servers

For the 2064 processor type, IFAURP supports the following model values:

- 101
- 102
- 103
- 104
- 105
- 106
- 107
- 108
- 109
- 110
- 111
- 112
- 113
- 114
- 115
- 116
- 1C1
- 1C2
- 1C3
- 1C4
- 1C5
- 1C6
- 1C7
- 1C8
- 1C9

## IBM z990 servers

For the 2084 processor type, IFAURP supports the following model values:

- 301
- 302
- 303
- 304
- 305
- 306
- 307
- 308
- 309
- 310
- 311
- 312
- 313
- 314
- 315
- 316
- 317
- 318
- 319
- 320
- 321
- 322
- 323
- 324
- 325

- 326
- 327
- 328
- 329
- 330
- 331
- 332

## **IBM System z9<sup>®</sup> Business Class (z9<sup>®</sup> BC) servers**

For the 2096 processor type, IFAURP supports the following model values:

- A01
- A02
- A03
- B01
- B02
- B03
- C01
- C02
- C03
- D01
- D02
- D03
- E01
- E02
- F01
- F02
- G01
- H01
- I01
- J01
- K04
- L03
- L04
- M03
- M04
- N02
- N03
- N04
- O02
- O03
- O04
- P02
- P03
- P04
- Q02
- Q03
- Q04
- R01
- R02
- R03
- R04
- S01
- S02
- S03
- S04

- T01
- T02
- T03
- T04
- U01
- U02
- U03
- U04
- V01
- V02
- V03
- V04
- W01
- W02
- W03
- W04
- X01
- X02
- X03
- X04
- Y01
- Y02
- Y03
- Y04
- Z01
- Z02
- Z03
- Z04

## **IBM System z9 Enterprise Class (z9 EC) servers**

For the 2094 processor type, IFAURP supports the following model values:

- 401
- 402
- 403
- 404
- 405
- 406
- 407
- 408
- 501
- 502
- 503
- 504
- 505
- 506
- 507
- 508
- 601
- 602
- 603
- 604
- 605
- 606
- 607
- 608



- 701
- 702
- 703
- 704
- 705
- 706
- 707
- 708
- 709
- 710
- 711
- 712
- 713
- 714
- 715
- 716
- 717
- 718
- 719
- 720
- 721
- 722
- 723
- 724
- 725
- 726
- 727
- 728
- 729
- 730
- 731
- 732
- 733
- 734
- 735
- 736
- 737
- 738
- 739
- 740
- 741
- 742
- 743
- 744
- 745
- 746
- 747
- 748
- 749
- 750
- 751
- 752
- 753
- 754

## IBM System z10 servers

For the 2097 processor type, IFAURP supports the following model values:

- 401
- 402
- 403
- 404
- 405
- 406
- 407
- 408
- 409
- 410
- 411
- 412
- 501
- 502
- 503
- 504
- 505
- 506
- 507
- 508
- 509
- 510
- 511
- 512
- 601
- 602
- 603
- 604
- 605
- 606
- 607
- 608
- 609
- 610
- 611
- 612
- 701
- 702
- 703
- 704
- 705
- 706
- 707
- 708
- 709
- 710
- 711
- 712
- 713
- 714
- 715
- 716
- 717

- 718
- 719
- 720
- 721
- 722
- 723
- 724
- 725
- 726
- 727
- 728
- 729
- 730
- 731
- 732
- 733
- 734
- 735
- 736
- 737
- 738
- 739
- 740
- 741
- 742
- 743
- 744
- 745
- 746
- 747
- 748
- 749
- 750
- 751
- 752
- 753
- 754
- 755
- 756
- 757
- 758
- 759
- 760
- 761
- 762
- 763
- 764

---

## Supported Amdahl processors

IFAURP supports the following Amdahl processor type values.

### Amdahl millennium global servers

For the 0400 processor type, IFAURP supports the following model values:

- 415

- 422
- 425
- GS412
- GS415
- GS422
- GS425

For the 0500 processor type, IFAURP supports the following model values:

- 535
- 535E
- 545
- 545E
- 555
- 555E
- 565
- 565E
- 575
- 575E
- 585
- 585E
- GS535
- GS535E
- GS545
- GS545E
- GS555
- GS555E
- GS565
- GS565E
- GS575
- GS575E
- GS585
- GS585E

For the 0700 processor type, IFAURP supports the following model values:

- GS714
- GS724
- GS734
- GS742
- GS744
- GS752
- GS754
- GS764
- GS774
- GS784
- GS794
- GS7X4
- GS7Y4
- GS7Z4
- GS715
- GS725
- GS732
- GS735
- GS745
- GS755
- GS765
- GS775

- GS782
- GS785
- GS795
- GS7X5
- GS7Y5
- GS7Z5

For the 2000 processor type, IFAURP supports the following model values:

- GS2010A
- GS2011A
- GS2011C
- GS2012A
- GS2012C
- GS2013A
- GS2013C
- GS2014A
- GS2014C
- GS2014E
- GS2015A
- GS2015C
- GS2017A
- GS2018A
- GS2018E
- GS201AA
- GS2021A
- GS2021C
- GS2022C
- GS2023A
- GS2023C
- GS2024A
- GS2024E
- GS2025A
- GS2025C
- GS2027A
- GS2028A
- GS2028E
- GS2031C
- GS2032A
- GS2032C
- GS2034A
- GS2034E
- GS2035A
- GS2035C
- GS2037A
- GS2038A
- GS2038E
- GS2041C
- GS2042A
- GS2042C
- GS2043A
- GS2043C
- GS2044A
- GS2044E
- GS2045A
- GS2045C
- GS2047A

- GS2048A
- GS2048E
- GS2052A
- GS2052C
- GS2053A
- GS2054E
- GS2055A
- GS2055C
- GS2057A
- GS2058A
- GS2058E
- GS2061C
- GS2062C
- GS2063A
- GS2064A
- GS2064E
- GS2065A
- GS2065C
- GS2067A
- GS2068A
- GS2068E
- GS2072A
- GS2072C
- GS2074E
- GS2075A
- GS2075C
- GS2077A
- GS2078A
- GS2078E
- GS2082C
- GS2084E
- GS2085A
- GS2085C
- GS2087A
- GS2088A
- GS2088E
- GS2092C
- GS2094E
- GS2095A
- GS2095C
- GS2097A
- GS2098A
- GS2098E
- GS2100C
- GS2101C
- GS2102C
- GS2103A
- GS2104A
- GS2104E
- GS2105A
- GS2105C
- GS2107A
- GS2108A
- GS2108E
- GS2112C
- GS2114E

- GS2115A
- GS2115C
- GS2117A
- GS2118A
- GS2118E
- GS2121C
- GS2122C
- GS2124E
- GS2125A
- GS2125C
- GS2127A
- GS2128A
- GS2128E
- GS2132C
- GS2134E
- GS2135C
- GS2138E
- GS2142C
- GS2144E
- GS2145C
- GS2148E
- GS2152C
- GS1154E
- GS2155C
- GS2158E
- GS2162C
- GS2164E
- GS2165C
- GS2168E

### **Amdahl Omniflex processors**

For the 1000 processor type, IFAURP supports the following model values:

- 1015
- 1025
- 1035

### **Amdahl 5890 processors**

For the 5890 processor type, IFAURP supports the following model values:

- 180E
- 190E
- 200E
- 300E
- 390E
- 400E
- 600E

### **Amdahl 5990 processors**

For the 5990 processor type, IFAURP supports the following model values:

- 250
- 350
- 500
- 700
- 790
- 1100

- 1400

## Amdahl 5995 processors

For the 5995 processor type, IFAURP supports the following model values:

**Note:** The "-E" suffix indicates "with EPF."

- 250A
- 350A
- 500A
- 700A
- 790A
- 1100A
- 1400A
- 2550M-E
- 2570M
- 3550M
- 3550M-E
- 3570M
- 4550M
- 4550M-E
- 4570M
- 4650M
- 4650M-E
- 4670M
- 5570M
- 5670M
- 6570M
- 6650M
- 6650M-E
- 6670M
- 7670M
- 8650M
- 8650M-E
- 8670M
- 8671M
- 10660M
- 10670M
- 12670M

---

## Supported Hitachi Comparex processors

IFAURP supports the following Comparex processor type values.

**Note:** Although the IFAURP PROCESSOR control statements require a *type* value of "3090," "9021" or "9672," the IFAURP reports will print a *type* value of "CPX."

## Comparex 3090 7/90 processors

For the 3090 processor type, IFAURP supports the following model values:

**Note:** Although the IFAURP PROCESSOR control statements require a *type* value of "3090," the IFAURP reports will print a *type* value of "CPX."

- 7/90-1
- 7/90-2
- 7/90-3
- 7/90-4



- 7/90-6
- 7/90-8
- 7/90-11
- 7/90-22

## Compaex 3090 8/xx processors

For the 3090 processor type, IFAURP supports the following model values:

**Note:** Although the IFAURP PROCESSOR control statements require a *type* value of "3090," the IFAURP reports will print a *type* value of "CPX."

- 8/80
- 8/81
- 8/83
- 8/85
- 8/87
- 8/89
- 8/90
- 8/90S
- 8/91
- 8/92
- 8/93
- 8/93S
- 8/94
- 8/95
- 8/96
- 8/98

## Compaex 3090 8/8xx processors

For the 3090 processor type, IFAURP supports the following model values:

**Note:** Although the IFAURP PROCESSOR control statements require a *type* value of "3090," the IFAURP reports will print a *type* value of "CPX."

- 8/805
- 8/810
- 8/815
- 8/820
- 8/830
- 8/840
- 8/850
- 8/860
- 8/870
- 8/880
- 8/890

## Compaex 3090 9/9xx processors

For the 3090 processor type, IFAURP supports the following model values:

**Note:** Although the IFAURP PROCESSOR control statements require a *type* value of "3090," the IFAURP reports will print a *type* value of "CPX."

- 9/910
- 9/920
- 9/922
- 9/930
- 9/932

- 9/940
- 9/950
- 9/960

## Compaex 3090 99/xxx processors

For the 3090 processor type, IFAURP supports the following model values:

**Note:** Although the IFAURP PROCESSOR control statements require a *type* value of "3090," the IFAURP reports will print a *type* value of "CPX."

- 99/711
- 99/721
- 99/731
- 99/811
- 99/821
- 99/822
- 99/831
- 99/832
- 99/941
- 99/942
- 99/952
- 99/962
- 99/972
- 99/982

## Compaex 9021 8/8x processors

For the 9021 processor type, IFAURP supports the following model values:

**Note:** Although the IFAURP PROCESSOR control statements require a *type* value of "9021," the IFAURP reports will print a *type* value of "CPX."

- 8/80
- 8/81
- 8/83
- 8/85
- 8/87
- 8/89

## Compaex 9021 8/8xx processors

For the 9021 processor type, IFAURP supports the following model values:

**Note:** Although the IFAURP PROCESSOR control statements require a *type* value of "9021," the IFAURP reports will print a *type* value of "CPX."

- 8/805
- 8/810
- 8/815
- 8/820
- 8/830
- 8/840
- 8/850
- 8/860
- 8/870
- 8/880
- 8/890

## Comparex 9021 9/xxx processors

For the 9021 processor type, IFAURP supports the following model values:

**Note:** Although the IFAURP PROCESSOR control statements require a *type* value of "9021," the IFAURP reports will print a *type* value of "CPX."

- 9/810
- 9/815
- 9/820
- 9/825
- 9/822
- 9/830
- 9/840
- 9/910
- 9/920
- 9/922
- 9/930
- 9/932
- 9/940
- 9/950
- 9/960

## Comparex 9021 99/xxx processors

For the 9021 processor type, IFAURP supports the following model values:

**Note:** Although the IFAURP PROCESSOR control statements require a *type* value of "9021," the IFAURP reports will print a *type* value of "CPX."

- 99/711
- 99/721
- 99/731
- 99/811
- 99/821
- 99/822
- 99/831
- 99/832
- 99/941
- 99/942
- 99/952
- 99/962
- 99/972
- 99/982

## Comparex 9021 M2000xxx processors

For the 9021 processor type, IFAURP supports the following model values:

**Note:** Although the IFAURP PROCESSOR control statements require a *type* value of "9021," the IFAURP reports will print a *type* value of "CPX."

- M2000115
- M2000211
- M2000213
- M2000215
- M2000225
- M2000313
- M2000315
- M2000323

- M2000325
- M2000413
- M2000415
- M2000418
- M2000423
- M2000425
- M2000428
- M2000525
- M2000528
- M2000625
- M2000628
- M2000725
- M2000728
- M2000825
- M2000828

## Compaq 9672 C2000xxx processors

For the 9672 processor type, IFAURP supports the following model values:

**Note:** Although the IFAURP PROCESSOR control statements require a *type* value of "9672," the IFAURP reports will print a *type* value of "CPX."

- C2000113
- C2000114
- C2000126
- C2000128
- C200012A
- C200012C
- C200012D
- C2000213
- C2000214
- C2000225
- C2000226
- C2000228
- C200022A
- C200022C
- C200022D
- C2000313
- C2000314
- C2000324
- C2000325
- C2000326
- C2000327
- C2000328
- C200032A
- C200032C
- C200032D
- C2000424
- C2000426
- C2000428
- C200042A
- C200042C
- C200042D
- C2000524
- C2000526
- C2000528

- C200052A
- C200052C
- C200052D
- C2000624
- C2000626
- C200062A
- C200062C
- C200062D
- C2000724
- C2000726
- C200072A
- C200072B
- C200072C
- C200072D
- C2000824
- C2000826
- C200082A
- C200082B
- C200082C
- C200082D
- C2000924
- C2000926
- C200092A
- C200092B
- C200092C
- C200092D
- C2000A24
- C2000A25
- C2000A26
- C2000A2A
- C2000A2B
- C2000A2C
- C2000A2D
- C2000B2A
- C2000B2B
- C2000B2C
- C2000B2D
- C2000C2C
- C2000C2D
- C2000D2C
- C2000D2D

## Compaq 9672 Trinium processors

For the 9672 processor type, IFAURP supports the following model values:

**Note:** Although the IFAURP PROCESSOR control statements require a *type* value of "9672," the IFAURP reports will print a *type* value of "CPX."

- M3002009
- M3003009
- M3004008
- M3004009
- M3005008
- M3005009
- M3006008
- M3006009

- M3007008
- M3007009
- M3008008
- M3008009
- M3009008
- M3009009
- M300A008
- M300A009
- M300B008
- M300B009
- M300C008
- M300C009
- M300D009
- M300E009
- M300F009
- M300G009

---

## Other supported Hitachi processors

IFAURP supports the following Hitachi processor type values.

**Note:** Although the IFAURP PROCESSOR control statements require a *type* value of "3090," "9021" or "9672," the IFAURP reports will print a *type* value of "HDS."

### Hitachi 3090 GX processors

For the 3090 processor type, IFAURP supports the following model values:

**Note:** Although the IFAURP PROCESSOR control statements require a *type* value of "3090," the IFAURP reports will print a *type* value of "HDS."

- GX8110
- GX8112
- GX8114
- GX8210
- GX8212
- GX8214
- GX8220
- GX8224
- GX8310
- GX8312
- GX8314
- GX8320
- GX8324
- GX8412
- GX8414
- GX8420
- GX8424
- GX8520
- GX8524
- GX8620
- GX8624
- GX8724
- GX8824

### Hitachi 9021 GX processors

For the 9021 processor type, IFAURP supports the following model values:

**Note:** Although the IFAURP PROCESSOR control statements require a *type* value of "9021," the IFAURP reports will print a *type* value of "HDS."

- GX6110
- GX6115
- GX6210
- GX6215
- GX6225
- GX6325
- GX6425
- GX8110
- GX8112
- GX8114
- GX8210
- GX8212
- GX8214
- GX8220
- GX8224
- GX8310
- GX8312
- GX8314
- GX8320
- GX8324
- GX8412
- GX8414
- GX8420
- GX8424
- GX8520
- GX8524
- GX8620
- GX8624
- GX8724
- GX8824

## Hitachi 9021 Skyline processors

For the 9021 processor type, IFAURP supports the following model values:

**Note:** Although the IFAURP PROCESSOR control statements require a *type* value of "9021," the IFAURP reports will print a *type* value of "HDS."

- SKY-11
- SKY-21
- SKY-22
- SKY-31
- SKY-32
- SKY-41
- SKY-42
- SKY-52
- SKY-62
- SKY-72
- SKY-82
- SKY-211
- SKY-213
- SKY-215
- SKY-225
- SKY-313
- SKY-315

- SKY-325
- SKY-327
- SKY-413
- SKY-415
- SKY-417
- SKY-425
- SKY-427
- SKY-525
- SKY-527
- SKY-625
- SKY-627
- SKY-725
- SKY-727
- SKY-825
- SKY-827

## Hitachi 9672 Pilot processors

For the 9672 processor type, IFAURP supports the following model values:

**Note:** Although the IFAURP PROCESSOR control statements require a *type* value of "9672," the IFAURP reports will print a *type* value of "HDS."

- PILOT14
- PILOT14S
- PILOT15
- PILOT15S
- PILOT17
- PILOT18E
- PILOT18R
- PILOT19S
- PILOT19T
- PILOT24
- PILOT24S
- PILOT25
- PILOT25S
- PILOT26
- PILOT27
- PILOT28E
- PILOT28R
- PILOT29S
- PILOT29T
- PILOT34
- PILOT35
- PILOT35H
- PILOT36
- PILOT37
- PILOT38E
- PILOT38R
- PILOT38S
- PILOT38T
- PILOT39S
- PILOT39T
- PILOT45
- PILOT47
- PILOT48E
- PILOT48S



- PILOT48T
- PILOT49S
- PILOT49T
- PILOT55
- PILOT57
- PILOT58R
- PILOT58S
- PILOT58T
- PILOT59S
- PILOT59T
- PILOT65
- PILOT67
- PILOT68S
- PILOT68T
- PILOT69S
- PILOT69T
- PILOT75
- PILOT77
- PILOT78S
- PILOT78T
- PILOT79S
- PILOT79T
- PILOT85
- PILOT87
- PILOT88S
- PILOT88T
- PILOT89S
- PILOT89T
- PILOT95
- PILOT97
- PILOT98S
- PILOT98T
- PILOT99S
- PILOT99T
- PILOTA5
- PILOTA7
- PILOTA8S
- PILOTA8T
- PILOTA9S
- PILOTA9T
- PILOTB5
- PILOTB8S
- PILOTB8T
- PILOTB9S
- PILOTB9T
- PILOTC9S
- PILOTC9T
- PILOTD9S
- PILOTD9T

## Hitachi 9672 Trinium processors

For the 9672 processor type, IFAURP supports the following model values:

**Note:** Although the IFAURP PROCESSOR control statements require a *type* value of "9672," the IFAURP reports will print a *type* value of "HDS."

- TRIN2008
- TRIN2009
- TRIN3008
- TRIN3009
- TRIN4008
- TRIN4009
- TRIN5008
- TRIN5009
- TRIN6008
- TRIN6009
- TRIN7008
- TRIN7009
- TRIN8008
- TRIN8009
- TRIN9008
- TRIN9009
- TRINA008
- TRINA009
- TRINB008
- TRINB009
- TRINC008
- TRINC009
- TRIND008
- TRIND009
- TRINE008
- TRINE009
- TRINF008
- TRINF009
- TRING008
- TRING009

---

## Supported National Advanced Systems processors

IFAURP supports the following National Advanced Systems processor type values.

**Note:** Although the IFAURP PROCESSOR control statements require a *type* value of "3090" or "9021," the IFAURP reports will print a *type* value of "NAS."

### National Advanced Systems 3090 EX processors

For the 3090 processor type, IFAURP supports the following model values:

**Note:** Although the IFAURP PROCESSOR control statements require a *type* value of "3090," the IFAURP reports will print a *type* value of "NAS."

- EX-10
- EX-11
- EX-20
- EX-22
- EX-25
- EX-27
- EX-30
- EX-31
- EX-33
- EX-35
- EX-38
- EX-40

- EX-42
- EX-44
- EX-50
- EX-60
- EX-65
- EX-70
- EX-75
- EX-80
- EX-85
- EX-90
- EX-95
- EX-100
- EX-210
- EX-220
- EX-310
- EX-310A
- EX-320
- EX-420
- EX-420A
- EX-520
- EX-620

### **National Advanced Systems 3090 XL processors**

For the 3090 processor type, IFAURP supports the following model values:

**Note:** Although the IFAURP PROCESSOR control statements require a *type* value of "3090," the IFAURP reports will print a *type* value of "NAS."

- XL-50
- XL-50M
- XL-60
- XL-60M
- XL-70
- XL-70M
- XL-80
- XL-90
- XL-100

### **National Advanced Systems 9021 EX processors**

For the 9021 processor type, IFAURP supports the following model values:

**Note:** Although the IFAURP PROCESSOR control statements require a *type* value of "9021," the IFAURP reports will print a *type* value of "NAS."

- EX-10
- EX-11
- EX-20
- EX-22
- EX-25
- EX-27
- EX-30
- EX-31
- EX-33
- EX-35
- EX-38
- EX-40
- EX-42

- EX-44
- EX-210
- EX-220
- EX-310
- EX-310
- EX-320
- EX-420
- EX-420
- EX-520
- EX-620

---

## Appendix B. IFAURP program exit

IFAURP provides an exit that vendors may use to produce customized reports **for their products** other than the standard software usage report produced by IFAURP. See “Types of reports” on page 49 for a description of the reports produced.

**IBM usage pricing note:** This section is intended for vendors who want to code this exit for their own products.

There are various reasons why you might want to code your own exit, such as to:

- Modify usage data for the vendor's products to be reported by the usage report program
- Delete usage data for the vendor's products so that it does not appear in the report created by the usage report program.
- Process usage data for the vendor's products to generate a report suitable for the needs of the vendor.

To produce your own usage reports you provide a vendor exit to the usage report program. Vendors must provide their customer with any vendor-unique information needed to run the usage report program. This includes the exit load module name and DD name on the VENDOR control statement when the user runs the report program. See “VENDOR control statement” on page 37.

---

### Overview of IFAURP

The usage report program, IFAURP, makes no distinction between IBM and vendor data appearing in the SMF type 89 records. All usage data passed to IFAURP (data not excluded from IFAURP processing by a vendor exit) is processed the same and appears on all the reports generated by IFAURP. The Software Usage Report does, however, create separate reports for each unique vendor/processor or vendor/sysplex combination.

Every SMF type 89 usage data section not excluded by the vendor exit and passed to IFAURP is processed as follows:

1. Type 89 record fields SMF89UCT and SMF89USR are summed and used as the basis for the product's usage. No support currently exists for processing the resource data field (SMF89URD).
2. Product usage is aggregated for each hour as follows:
  - a. Usage for products having identical SMF89UPO (PRODOWNER), SMF89UPN (PRODNAME), and SMF89UPQ (PRODQUAL) fields is aggregated and printed as a single value, even though the SMF89UPV (PRODVERS) and SMF89UPI (PRODID) fields for the products differ.

**Note:** The value found in SMF89UPQ is not considered to be part of the match criteria when the product name (SMF89UPN) is “DB2”.

- b. When multiple type 89 records are produced for the same collection interval (for example, the SMF89ISD, SMF89IET, and SMF89IED fields), the appropriate usage data sections are summed into the correct collection interval. Duplicate SMF type 89 data usage sections are detected and ignored prior to the vendor exit.

- c. Product usage is aggregated across all LPARs on a processor or across all processors defined to a sysplex.
3. Product usage is converted into CPU Service Units. The fourth highest hourly CPU Service Unit value for each month, for which usage data has been found, is printed on the Software Usage Report. This value is printed in millions of SUs with the smallest printed value being 1,000 SUs per hour. If the number of service units is less than .001, a zero (0) appears in the report. If there is no usage present, a dash (-) appears in the report. Usage data for up to the last 12 months is printed on the report.
4. Product names and usage values for vendors is printed in the "Billing" or "Collection" section of the Software Usage Report following the same conditions as IBM products.

---

## Exit routine environment

A usage exit receives control in the following environment:

- Enabled for interrupts
- In problem state with PSW key 8
- In AMODE 31
- Primary ASC mode
- In the address space of the job running the usage report program
- With no locks or ENQs held

**Note:** All control parameters passed to the exit are addressable in the primary address space

---

## Exit recovery

IBM strongly recommends that you set up an ESTAEX recovery routine to handle errors that might occur during the execution of a usage exit.

If you do not provide recovery for the exit, or if the exit routine's error percolates beyond its recovery routine, a system recovery routine will get control. In both cases, the exit is disabled and does not receive control again during the current invocation of the usage report program.

---

## Exit routine processing

The usage report program calls usage exits at three points in processing:

1. Initialization (input function code UPRMFC=1)
2. Record processing (input function code UPRMFC=2)
3. Termination (input function code UPRMFC=3).

IFAURP opens the files referenced by the SYSPRINT and SYSMSGSGS DD statements before calling the usage exits for initialization. Other handling requirements for the SYSPRINT and SYSMSGSGS output files include:

- The usage exits MUST NOT close them
- The QSAM access method must be used to write them
- All output lines must be 133 characters long with the first character an ASA print character

## Initialization

Before any SMF records are processed, the usage report program calls the usage exit to perform any necessary initialization. Typical initialization actions performed by a usage exit include allocating a work area and opening the data set referenced by the vendor PRINTDD keyword, if specified. The “user data” field (UPRMUD) in the usage exit parameter list generally holds a pointer to the work area allocated by the usage exit.

If the usage exit is to process type 89 subtype 2 records, its initialization processing must set bit UPRM89SU of flag field UPRMFLG1. Otherwise, IFAURP calls the usage exit only to process type 89 subtype 1 records, and IFAURP processes subtype 2 records without invoking the usage exit.

## Record processing

“Record Mapping” in *z/OS MVS System Management Facilities (SMF)* shows that each SMF type 89 record contains one or more usage sections. Each usage section contains a field representing the product owner. Although MVS generates SMF type 89 records when there is no product usage, the records do not have a usage section and are not passed to the usage exits.

**Note:** The usage exits get control before the report program analyzes the usage sections.

## Termination

The usage report program calls the usage exit to perform any final actions for that exit before closing the data files and exiting. Those final action may include freeing the work area allocated during initialization, printing the remaining lines of a report, and closing the data set referenced to by the vendor PRINTDD keyword, if specified.

---

## Programming considerations

There are no default usage exits.

All input to the usage exit is read-only except for:

1. In UPRM area

- a. UPRMUD

The usage exit can store its own data in this field. Typically, the address of an exit-specific work area is stored in this field during exit initialization.

- b. UPRMIVER

This field returns the version level of the currently executing copy of IFAURP. If the exit has a dependency on the capabilities supported by a specific IFAURP version, release or modification level, the exit can verify whether or not those capabilities are present by checking all of these level related fields. To facilitate dealing with downleveled copies of IFAURP, the exit can update these same fields with the earliest version.release.mod level of IFAURP the exit requires. If the current executing level of IFAURP is less than the level the exit requires, IFAURP will issue message IFA345E and take the actions described by this error message.

- c. UPRMIREL

This field returns the release level of the currently executing copy of IFAURP. See UPRMIVER for additional information.

d. UPRMIMOD

This field returns the modification level of the currently executing copy of IFAURP. See UPRMIVER for additional information.

e. UPRMDFCD

This field contains the code indicating which SMF type 89 usage fields that IFAURP is to process. The default value is 3. The exit must update this code if it wants IFAURP to process a different field or combination of fields.

**Value Description**

.... ...1  
SMF89UCT (TCB) converted to SUs

.... ...1.  
SMF89USR (SRB) converted to SUs

.... .1..  
SMF89URD (resource units)

**Note:** IFAURP uses SMF89URT to determine how to process the contents of this field when chosen by the exit.

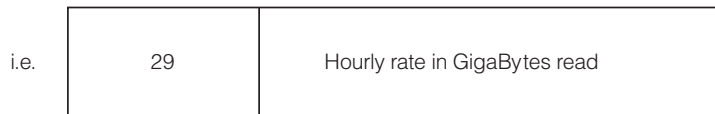

Supported values are X'01' through X'04'. IFAURP will issue an error message and disable any exit returning an unsupported value in this field.

f. UPRMDSCD

This field contains the scale to be used to report the usage values on the Software Usage Report. Supported values are X'6' and X'9'. A scale of X'6' prints the value 123,000 as '.123'. The exit must update this field if it wants its usage units reported in a power of ten different than the default value of 6. IFAURP will issue an error message and disable any exit returning an unsupported value in this field.

g. UPRMFNOT

This field points to a pair of footnote related fields. The contents of these fields must be updated by the exit, if the exit wishes to provide its own footnote for the usage values for the product (specific SMF89UPO/SMF89UPN/SMF89UPQ combination) currently being pointed to by UPRMREC. The structure of the fields are as follows:



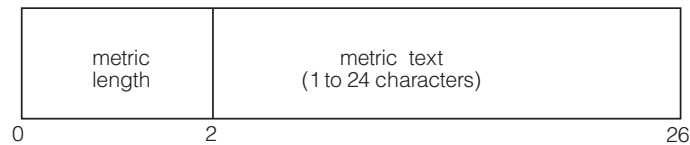
Only footnote length values of 1 to 124 are supported. IFAURP will issue an error message and disable any exit returning an unsupported value in the length field.

h. UPRMMETR

This field points to a pair of metric-related fields. The exit must update the contents of these fields, if it wants to provide its own metric instead of using "service units" to reflect the usage reported on the Software Statistics Report. This metric text being passed should not include a scaling factor,



because the Software Statistics Report already provides its own scale (such as using “bytes” instead of “gigabytes”). The structure of the fields are as follows:



Only metric length values of 1 to 24 are supported. IFAURP will issue an error message and disable any exit returning an unsupported value in the length field.

i. UVCCEXTL

This field contains the Exit Level Identifier, 8 bytes of printable information that describes the code level of the usage exit (for example, IMSXV100 for IMS Exit Version 1.0.0). This value should be set on the initialization call to the usage exit. The value appears in the Usage Report.

j. UPRMFLG1

This field contains flag bit UPRM89SU. Set this bit to 1 during exit initialization to request that type 89 subtype 2 records be passed to the exit routine.

2. In SMF Type 89 record (pointed to by UPRMREC)

All fields in the usage data section except for SMF89UPO (product owner).

If a vendor provides a usage exit, the following programming standards must be observed:

- The exit must follow standard linkage conventions
- The exit must be serially reusable.

## Macro instructions and restrictions

Register 1 points to a word that contains the address of UPRM.

### Registers at entry

When the vendor exit receives control, the general purpose registers contain the following:

**Register**

**Contents**

- |             |                                                              |
|-------------|--------------------------------------------------------------|
| <b>0</b>    | Does not contain any information for use by the vendor exit. |
| <b>1</b>    | Points to a word that contains the address of UPRM.          |
| <b>2-12</b> | Does not contain any information for use by the vendor exit. |
| <b>13</b>   | Address of a standard 72-byte save area.                     |
| <b>14</b>   | Return address.                                              |
| <b>15</b>   | Entry point address.                                         |

When the vendor exit receives control, the ARs contain no information for use by the vendor exit.

---

## Parameter descriptions

When the exit gains control, register 1 points to the address of a UPRM parameter list. Figure 40 on page 173 depicts the organization of the UPRM parameter list and its related structures. For IFAUCCC, IFAUMCC, IFAUOCC, IFAUPCC, IFAUPRM, IFAUSID, and IFAUVCC, see *z/OS MVS Data Areas*.

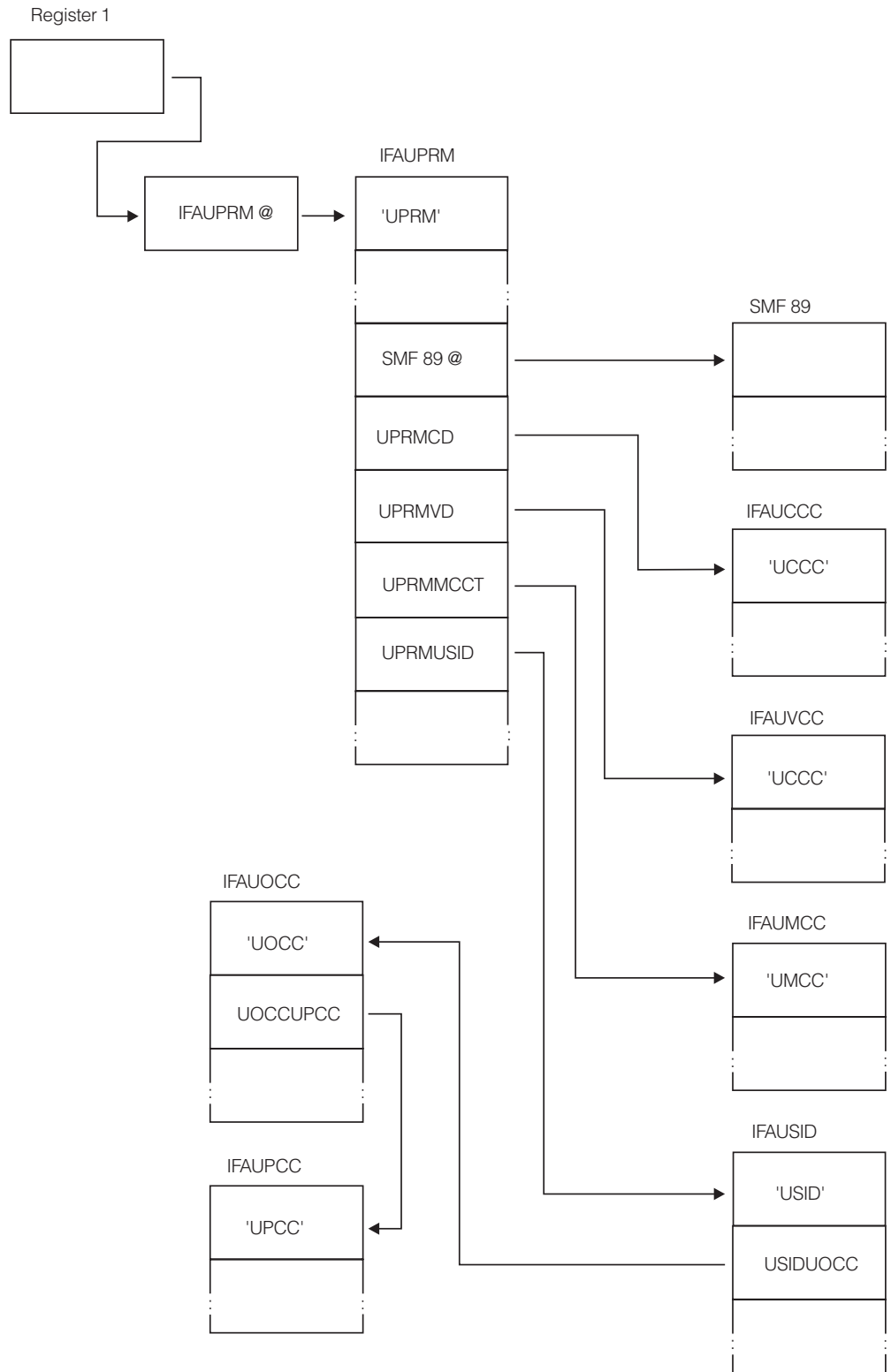


Figure 40. IFAURP exit parameter list

---

## Return specifications

A return code from the usage exit indicates how processing is to continue for the current SMF type 89 record. The exit can choose to:

1. Instruct the usage report program to process the current record
2. Instruct the usage report program to ignore the current record
3. Instruct the usage report program to stop calling the exit
4. Instruct the usage report program to process the current record and call the usage exit again with the same record.

## Registers at exit

Upon return from usage exit processing, the register contents must be:

### Register

#### Contents

- |      |                                    |
|------|------------------------------------|
| 0    | Not applicable                     |
| 1    | Address of input parameter list    |
| 2-14 | Restored to original contents      |
| 15   | One of the following return codes: |

#### Return code

#### Explanation

- |    |                                                                                                                                        |
|----|----------------------------------------------------------------------------------------------------------------------------------------|
| 0  | Requests usage report program to process current SMF type 89 record.                                                                   |
| 4  | Requests usage report program to ignore current SMF type 89 record.                                                                    |
| 8  | Requests the usage report program to disable the exit. Usage report program will process the current SMF type 89 record.               |
| 12 | Requests usage report program to process current SMF type 89 record <b>and</b> call exit again with same (original, unchanged) record. |

---

## Appendix C. Steps for determining the CPC type, model, and serial number

1. Issue the DISPLAY M=CPU operator command.

**Example:** Message IEE1741 will display a response similar to the following:

```
IEE1741 03.53.08 DISPLAY M 707
PROCESSOR STATUS
ID  CPU              SERIAL
0   +                0301049672
1   +                1301049672
2   +                2301049672
3   +                3301049672
4   +                4301049672
5   +                5301049672
6   +                6301049672
7   +                7301049672
```

```
CPC ND = 009672.XZ7.IBM.02.0000000050104
CPC SI = 9672.XZ7.IBM.02.000000000050104
CPC ID = 00
```

2. The CPC type is the four digits in field 1 of the CPC SI descriptor. If the CPC SI descriptor is not displayed, use the last four digits in field 1 of the CPC ND descriptor.

**Example:** In the above example, the CPC type is 9672.

```
CPC SI = 9672.XZ7.IBM.02.000000000050104
```

3. For IBM machines, the CPC model number is the three characters in field 2 of the CPC SI descriptor. If the CPC SI descriptor is not displayed, use the three characters in field 2 of the CPC ND descriptor. (For non-IBM machines, the model number must be obtained from the manufacturer. This model number must appear in Appendix A, "Type-model values for IBM and non-IBM processors," on page 137.)

**Example:** In the above example, the CPC model is XZ7.

```
CPC SI = 009672. XZ7.IBM.02.000000000050104
```

4. To find the serial number, start by taking the first six digits of any entry in the SERIAL column and dropping the first digit. In the above example, that number is **30104**.
  - a. If you are a customer in EMEA, Latin America, or Canada, proceed to step 5.
  - b. For all other customers, the 5-digit number found in step 4 is your serial number.
5. If you are a customer in EMEA, Latin America, or Canada, take the two digits from field 4 of the CPC ND entry and add them to the beginning of the number obtained in step 4 to get your 7-digit serial number.

**Example:** In the above example, the two digits from field 4 are 02.

```
CPC ND = 009672.XZ7.IBM. 02.0000000050104
```

Adding these digits to the beginning of the number obtained in step 4 makes the 7-digit serial number 0230104.



---

## Appendix D. Accessibility

Accessible publications for this product are offered through the z/OS Information Center, which is available at [www.ibm.com/systems/z/os/zos/bkserv/](http://www.ibm.com/systems/z/os/zos/bkserv/).

If you experience difficulty with the accessibility of any z/OS information, please send a detailed message to [mhvrcfs@us.ibm.com](mailto:mhvrcfs@us.ibm.com) or to the following mailing address:

IBM Corporation  
Attention: MHVRCFS Reader Comments  
Department H6MA, Building 707  
2455 South Road  
Poughkeepsie, NY 12601-5400  
USA

---

### Accessibility features

Accessibility features help a user who has a physical disability, such as restricted mobility or limited vision, to use software products successfully. The major accessibility features in z/OS enable users to:

- Use assistive technologies such as screen readers and screen magnifier software
- Operate specific or equivalent features using only the keyboard
- Customize display attributes such as color, contrast, and font size.

---

### Using assistive technologies

Assistive technology products, such as screen readers, function with the user interfaces found in z/OS. Consult the assistive technology documentation for specific information when using such products to access z/OS interfaces.

---

### Keyboard navigation of the user interface

Users can access z/OS user interfaces using TSO/E or ISPF. Refer to *z/OS TSO/E Primer*, *z/OS TSO/E User's Guide*, and *z/OS ISPF User's Guide Vol I* for information about accessing TSO/E and ISPF interfaces. These guides describe how to use TSO/E and ISPF, including the use of keyboard shortcuts or function keys (PF keys). Each guide includes the default settings for the PF keys and explains how to modify their functions.

---

### Dotted decimal syntax diagrams

Syntax diagrams are provided in dotted decimal format for users accessing the z/OS Information Center using a screen reader. In dotted decimal format, each syntax element is written on a separate line. If two or more syntax elements are always present together (or always absent together), they can appear on the same line, because they can be considered as a single compound syntax element.

Each line starts with a dotted decimal number; for example, 3 or 3.1 or 3.1.1. To hear these numbers correctly, make sure that your screen reader is set to read out punctuation. All the syntax elements that have the same dotted decimal number (for example, all the syntax elements that have the number 3.1) are mutually

exclusive alternatives. If you hear the lines 3.1 USERID and 3.1 SYSTEMID, you know that your syntax can include either USERID or SYSTEMID, but not both.

The dotted decimal numbering level denotes the level of nesting. For example, if a syntax element with dotted decimal number 3 is followed by a series of syntax elements with dotted decimal number 3.1, all the syntax elements numbered 3.1 are subordinate to the syntax element numbered 3.

Certain words and symbols are used next to the dotted decimal numbers to add information about the syntax elements. Occasionally, these words and symbols might occur at the beginning of the element itself. For ease of identification, if the word or symbol is a part of the syntax element, it is preceded by the backslash (\) character. The \* symbol can be used next to a dotted decimal number to indicate that the syntax element repeats. For example, syntax element \*FILE with dotted decimal number 3 is given the format 3 \\* FILE. Format 3\* FILE indicates that syntax element FILE repeats. Format 3\* \\* FILE indicates that syntax element \* FILE repeats.

Characters such as commas, which are used to separate a string of syntax elements, are shown in the syntax just before the items they separate. These characters can appear on the same line as each item, or on a separate line with the same dotted decimal number as the relevant items. The line can also show another symbol giving information about the syntax elements. For example, the lines 5.1\*, 5.1 LASTRUN, and 5.1 DELETE mean that if you use more than one of the LASTRUN and DELETE syntax elements, the elements must be separated by a comma. If no separator is given, assume that you use a blank to separate each syntax element.

If a syntax element is preceded by the % symbol, this indicates a reference that is defined elsewhere. The string following the % symbol is the name of a syntax fragment rather than a literal. For example, the line 2.1 %OP1 means that you should refer to separate syntax fragment OP1.

The following words and symbols are used next to the dotted decimal numbers:

- ? means an optional syntax element. A dotted decimal number followed by the ? symbol indicates that all the syntax elements with a corresponding dotted decimal number, and any subordinate syntax elements, are optional. If there is only one syntax element with a dotted decimal number, the ? symbol is displayed on the same line as the syntax element, (for example 5? NOTIFY). If there is more than one syntax element with a dotted decimal number, the ? symbol is displayed on a line by itself, followed by the syntax elements that are optional. For example, if you hear the lines 5 ?, 5 NOTIFY, and 5 UPDATE, you know that syntax elements NOTIFY and UPDATE are optional; that is, you can choose one or none of them. The ? symbol is equivalent to a bypass line in a railroad diagram.
- ! means a default syntax element. A dotted decimal number followed by the ! symbol and a syntax element indicates that the syntax element is the default option for all syntax elements that share the same dotted decimal number. Only one of the syntax elements that share the same dotted decimal number can specify a ! symbol. For example, if you hear the lines 2? FILE, 2.1! (KEEP), and 2.1 (DELETE), you know that (KEEP) is the default option for the FILE keyword. In this example, if you include the FILE keyword but do not specify an option, default option KEEP will be applied. A default option also applies to the next higher dotted decimal number. In this example, if the FILE keyword is omitted, default FILE(KEEP) is used. However, if you hear the lines 2? FILE, 2.1, 2.1.1!



(KEEP), and 2.1.1 (DELETE), the default option KEEP only applies to the next higher dotted decimal number, 2.1 (which does not have an associated keyword), and does not apply to 2? FILE. Nothing is used if the keyword FILE is omitted.

- \* means a syntax element that can be repeated 0 or more times. A dotted decimal number followed by the \* symbol indicates that this syntax element can be used zero or more times; that is, it is optional and can be repeated. For example, if you hear the line 5.1\* data area, you know that you can include one data area, more than one data area, or no data area. If you hear the lines 3\*, 3 HOST, and 3 STATE, you know that you can include HOST, STATE, both together, or nothing.

**Note:**

1. If a dotted decimal number has an asterisk (\*) next to it and there is only one item with that dotted decimal number, you can repeat that same item more than once.
  2. If a dotted decimal number has an asterisk next to it and several items have that dotted decimal number, you can use more than one item from the list, but you cannot use the items more than once each. In the previous example, you could write HOST STATE, but you could not write HOST HOST.
  3. The \* symbol is equivalent to a loop-back line in a railroad syntax diagram.
- + means a syntax element that must be included one or more times. A dotted decimal number followed by the + symbol indicates that this syntax element must be included one or more times; that is, it must be included at least once and can be repeated. For example, if you hear the line 6.1+ data area, you must include at least one data area. If you hear the lines 2+, 2 HOST, and 2 STATE, you know that you must include HOST, STATE, or both. Similar to the \* symbol, the + symbol can only repeat a particular item if it is the only item with that dotted decimal number. The + symbol, like the \* symbol, is equivalent to a loop-back line in a railroad syntax diagram.



---

## Notices

This information was developed for products and services offered in the U.S.A. or elsewhere.

IBM may not offer the products, services, or features discussed in this document in other countries. Consult your local IBM representative for information on the products and services currently available in your area. Any reference to an IBM product, program, or service is not intended to state or imply that only that IBM product, program, or service may be used. Any functionally equivalent product, program, or service that does not infringe any IBM intellectual property right may be used instead. However, it is the user's responsibility to evaluate and verify the operation of any non-IBM product, program, or service.

IBM may have patents or pending patent applications covering subject matter described in this document. The furnishing of this document does not give you any license to these patents. You can send license inquiries, in writing, to:

IBM Director of Licensing  
IBM Corporation  
North Castle Drive  
Armonk, NY 10504-1785  
U.S.A

For license inquiries regarding double-byte character set (DBCS) information, contact the IBM Intellectual Property Department in your country or send inquiries, in writing, to:

Intellectual Property Licensing  
Legal and Intellectual Property Law  
IBM Japan, Ltd.  
19-21, Nihonbashi-Hakozakicho, Chuo-ku  
Tokyo 103-8510, Japan

The following paragraph does not apply to the United Kingdom or any other country where such provisions are inconsistent with local law: INTERNATIONAL BUSINESS MACHINES CORPORATION PROVIDES THIS PUBLICATION "AS IS" WITHOUT WARRANTY OF ANY KIND, EITHER EXPRESS OR IMPLIED, INCLUDING, BUT NOT LIMITED TO, THE IMPLIED WARRANTIES OF NON-INFRINGEMENT, MERCHANTABILITY OR FITNESS FOR A PARTICULAR PURPOSE. Some states do not allow disclaimer of express or implied warranties in certain transactions, therefore, this statement may not apply to you.

This information could include technical inaccuracies or typographical errors. Changes are periodically made to the information herein; these changes will be incorporated in new editions of the publication. IBM may make improvements and/or changes in the product(s) and/or the program(s) described in this publication at any time without notice.

Any references in this information to non-IBM Web sites are provided for convenience only and do not in any manner serve as an endorsement of those Web sites. The materials at those Web sites are not part of the materials for this IBM product and use of those Web sites is at your own risk.

IBM may use or distribute any of the information you supply in any way it believes appropriate without incurring any obligation to you.

Licensees of this program who wish to have information about it for the purpose of enabling: (i) the exchange of information between independently created programs and other programs (including this one) and (ii) the mutual use of the information which has been exchanged, should contact:

Site Counsel  
IBM Corporation  
2455 South Road  
Poughkeepsie, NY 12601-5400  
USA

Such information may be available, subject to appropriate terms and conditions, including in some cases, payment of a fee.

The licensed program described in this information and all licensed material available for it are provided by IBM under terms of the IBM Customer Agreement, IBM International Program License Agreement, or any equivalent agreement between us.

Information concerning non-IBM products was obtained from the suppliers of those products, their published announcements or other publicly available sources. IBM has not tested those products and cannot confirm the accuracy of performance, compatibility or any other claims related to non-IBM products. Questions on the capabilities of non-IBM products should be addressed to the suppliers of those products.

All statements regarding IBM's future direction or intent are subject to change or withdrawal without notice, and represent goals and objectives only.

If you are viewing this information softcopy, the photographs and color illustrations may not appear.

#### COPYRIGHT LICENSE:

This information might contain sample application programs in source language, which illustrate programming techniques on various operating platforms. You may copy, modify, and distribute these sample programs in any form without payment to IBM, for the purposes of developing, using, marketing or distributing application programs conforming to the application programming interface for the operating platform for which the sample programs are written. These examples have not been thoroughly tested under all conditions. IBM, therefore, cannot guarantee or imply reliability, serviceability, or function of these programs. The sample programs are provided "AS IS", without warranty of any kind. IBM shall not be liable for any damages arising out of your use of the sample programs.

---

## Policy for unsupported hardware

Various z/OS elements, such as DFSMS, HCD, JES2, JES3, and MVS, contain code that supports specific hardware servers or devices. In some cases, this device-related element support remains in the product even after the hardware devices pass their announced End of Service date. z/OS may continue to service element code; however, it will not provide service related to unsupported hardware devices. Software problems related to these devices will not be accepted

for service, and current service activity will cease if a problem is determined to be associated with out-of-support devices. In such cases, fixes will not be issued.

---

## Minimum supported hardware

The minimum supported hardware for z/OS releases identified in z/OS announcements can subsequently change when service for particular servers or devices is withdrawn. Likewise, the levels of other software products supported on a particular release of z/OS are subject to the service support lifecycle of those products. Therefore, z/OS and its product publications (for example, panels, samples, messages, and product documentation) can include references to hardware and software that is no longer supported.

- For information about software support lifecycle, see: IBM Lifecycle Support for z/OS (<http://www.ibm.com/software/support/systemsz/lifecycle/>)
  - For information about currently-supported IBM hardware, contact your IBM representative.
- 

## Programming Interface Information

This book documents intended Programming Interfaces that allow the customer to write programs to obtain the services of z/OS.

---

## Trademarks

IBM, the IBM logo, and [ibm.com](http://www.ibm.com) are trademarks or registered trademarks of International Business Machines Corp., registered in many jurisdictions worldwide. Other product and service names might be trademarks of IBM or other companies. A current list of IBM trademarks is available on the Web at "Copyright and trademark information" at [www.ibm.com/legal/copytrade.shtml](http://www.ibm.com/legal/copytrade.shtml) (<http://www.ibm.com/legal/copytrade.shtml>).



---

# Index

## A

abend code  
  U901 75  
  U902 76  
accessibility 177  
  contact IBM 177  
  features 177  
assistive technologies 177

## C

codes  
  abend  
    U901 75  
    U902 76  
control statements, IFAURP 34  
CPC type, model, and serial number,  
  determining 175  
CPU  
  service units  
    calculating 2  
CUSTOMER control statement 36  
  coding examples 79, 83, 90, 96, 100,  
  104, 110, 113, 116, 124

## D

DD statements, IFAURP 31  
dynamic enablement 17

## E

enablement, product 17  
enabling z/OS features 18  
example  
  migrating from Measured Usage  
  License Charges to S/390 Usage  
  Pricing Charges 131  
  report program (IFAURP)  
    adding a measured usage product  
    to a parallel sysplex 110  
    adding or removing processors  
    from a parallel sysplex 113  
    deciding which products to  
    select 79, 116  
    identifying 9672-Rxx processors for  
    measured usage 89  
    identifying non-IBM processors for  
    measured usage 88  
    measured usage products under  
    test allowance 104  
    placing a product under the  
    measured usage option 83, 124  
    placing an additional product  
    under MULC 90  
    starting measured usage on a  
    parallel sysplex 104  
    stopping measured usage on a  
    product 100

example (*continued*)  
  report program (IFAURP) (*continued*)  
    upgrading a processor with MULC  
    products and adding another 96  
EXITS subparameter  
  coding 7, 21

## I

IBM processors  
  supported 137  
  type-model values for 137  
IFAPRDxx 17  
IFAURP (usage reporting program) 10,  
  22  
  considerations 28  
  control statements 34  
  DD statements 31  
  history files 26  
  invoking 29  
  overview 25  
  parameter 30  
  reporting product information 25  
INTERVAL subparameter  
  coding 7, 21  
INTVAL parameter  
  coding 7, 21

## K

keyboard  
  navigation 177  
  PF keys 177  
  shortcut keys 177

## M

measured usage  
  units 2  
Measured Usage License Charges  
  (MULC) 1  
Measured Usage License Charges  
  example 79, 83, 88, 89, 90, 96, 100, 104,  
  110, 113, 131  
model (CPC), determining 175

## N

navigation  
  keyboard 177  
non-IBM processors  
  type-model values for 137  
Notices 181

## P

PARM field, IFAURP 30  
PROCESSOR control statement 43

PROCESSOR control statement  
  (*continued*)  
  coding examples 79, 83, 88, 89, 90,  
  96, 100, 116, 124  
product enablement 17  
  enabling z/OS features 18  
  overview 17  
  product enablement 17  
product information  
  reporting 25  
product registration  
  data  
    capturing 22  
    measurement  
      activating 20  
    overview 17  
product registration reporting  
  report format 61  
  starting 19  
  using IFAURP  
    history files 26  
    overview 25

## S

S/390 Usage Pricing Charges  
  example 116, 124, 131  
sending comments to IBM xi  
serial number (CPC), determining 175  
shortcut keys 177  
SID parameter  
  coding 8  
SMF  
  data  
    collecting 6, 8, 20, 22  
    starting 5, 19  
software product registration report 49,  
  61  
software usage report 53  
  providing 15  
SUBSYS parameter 7, 20  
  coding 7, 20  
Summary of changes xiii  
supported IBM processors 137  
SYNCVAL parameter  
  coding 7, 21  
SYS parameter 7, 20  
  coding 7, 20  
SYSPLEX control statement 38  
  coding examples 104, 110, 113

## T

trademarks 183  
TRANSFER control statement 47  
  coding example 96  
type (CPC), determining 175  
type-model values  
  for IBM processors 137  
  for non-IBM processors 137

## U

- U901 76
- U901 abend code 75
- U902 76
- U902 abend code 76
- usage
  - data
    - capturing 8
  - measurement
    - activating 6
  - migrating from Measured Usage
    - License Charges to S/390 Usage
    - Pricing Charges
      - example 131
  - price structure 3
  - report program (IFAURP) 10, 22, 25
    - CUSTOMER control statement 36
    - CUSTOMER control statement
      - example 79, 83, 90, 96, 100, 104, 110, 113, 116, 124
    - PROCESSOR control statement 43
    - PROCESSOR control statement
      - example 79, 83, 88, 89, 90, 96, 100, 116, 124
    - SYSPLEX control statement 38
    - SYSPLEX control statement
      - example 104, 110, 113
    - TRANSFER control statement 47
    - TRANSFER control statement
      - example 96
    - VENDOR control statement 37
  - value
    - determining 2
  - usage charges
    - managing 1
  - Usage License Charges (ULC) 1
  - usage pricing
    - product
      - ALCS example 78
      - BATCHPIPES example 78
      - CICS example 78
      - DB2 example 78
      - IMS DB example 78
      - IMS TM example 78
      - MQM example 78
      - TSO/E example 78
    - product eligibility 3
    - starting 5
  - user interface
    - ISPF 177
    - TSO/E 177

## V

- VENDOR control statement 37
  - coding examples 79, 83, 116, 124







Product Number: 5650-ZOS

Printed in USA

SA22-7603-00

